



OK-N Junior




Qualifying Practice (QP) Results

Document 4.1 OFFICIAL

Rnk	No.	Competitor	Nation	Driver	Nation	Equipment	Sector 1	Sector 2	Sector 3	Time	Gap	Laps
1	714	KR MOTORSPORT	ITA	NUVOLINI MANY	ITA	KR / IAME / VEGA	16.160	17.622	14.239	48.021		5
2	709	VICTORYLANE	ITA	POLICAND TEO	ITA	KR / IAME / VEGA	16.255	17.746	14.303	48.304	0.283	5
3	710	WARD RACING	SWE	CICHORACKI TOMASZ	POL	TONY KART / VORTEX / VEGA	16.317	17.818	14.244	48.379	0.358	5
4	726	GSR TEAM	ITA	BLANDINO CRISTIAN	ITA	TONY KART / IAME / VEGA	16.291	17.758	14.349	48.398	0.377	5
5	725	LA MOTORSPORT	ITA	ZHU ZACK	ITA	PAROLIN / TM KART / VEGA	16.206	17.751	14.496	48.453	0.432	5
6	735	LA MOTORSPORT	ITA	PLASZEWSKI NORBERT J	NOR	PAROLIN / TM KART / VEGA	16.310	17.812	14.342	48.464	0.443	5
7	711	KR MOTORSPORT	ITA	PALACIO LUCAS	USA	KR / IAME / VEGA	16.291	17.753	14.448	48.492	0.471	5
8	732	IPK FACTORY TEAM	CZE	MARTUFI MANUEL	ITA	IPK / IAME / VEGA	16.273	17.871	14.352	48.496	0.475	5
9	730	EMME RACING	ITA	CARRER GIOELE	ITA	EKS / IAME / VEGA	16.271	17.828	14.428	48.527	0.506	5
10	702	NOVALUX SRL	ITA	JAKOBIAK ALAN	POL	LENZOKART / LKE / VEGA	16.369	17.910	14.294	48.573	0.552	5
11	705	TEAM DRIVER RACING KART	ITA	BEDNAR JAKUB	CZE	KR / IAME / VEGA	16.421	17.862	14.303	48.586	0.565	5
12	712	KR MOTORSPORT	ITA	XIE HUIFEI	CHN	KR / IAME / VEGA	16.396	17.869	14.330	48.595	0.574	5
13	716	MONSTER K FACTORY TEAM	ITA	OSADCYI-SUSLOVSKY VS	UKR	MONSTER K / TM KART / VEGA	16.422	17.823	14.355	48.600	0.579	5
14	722	MODENA ASD	ITA	TAMM ALBERT	CHE	PAROLIN / TM KART / VEGA	16.261	17.764	14.586	48.611	0.590	5
15	733	FERRARA KART	ITA	MIRABELLA FEDERICO	ITA	CRG / TM KART / VEGA	16.426	17.867	14.322	48.615	0.594	5
16	720	MP ACADEMY GAMOTO	ITA	STANLEY NICOLA	USA	HENZA KART / TM KART / VEGA	16.407	17.821	14.389	48.617	0.596	5
17	704	NOVALUX SRL	ITA	BOTTE NIKITA	UKR	LENZOKART / LKE / VEGA	16.379	17.851	14.401	48.631	0.610	5
18	727	KIDIX DRIVER PERFORMANCE	SWE	SIMONE ROCCO	CAN	KR / IAME / VEGA	16.408	17.876	14.368	48.652	0.631	5
19	728	MODENA ASD	ITA	STASIONIS NOJUS	LTU	PAROLIN / TM KART / VEGA	16.331	17.987	14.378	48.696	0.675	4
20	721	DR SRL	ITA	ORLANDO MICHELE	ITA	DR / MODENA ENGINES / VEGA	16.510	17.939	14.258	48.707	0.686	5
21	718	LA MOTOR SPORT	ITA	MAKINEN LENNI	FIN	PAROLIN / TM KART / VEGA	16.454	17.910	14.346	48.710	0.689	5
22	707	TEAM DRIVER RACING KART	ITA	LEGENKYI OLEKSANDR	UKR	KR / IAME / VEGA	16.403	17.867	14.451	48.721	0.700	4
23	706	TEAM DRIVER RACING KART	ITA	RIEDEL SEBASTIAN	DEU	KR / IAME / VEGA	16.494	17.848	14.380	48.722	0.701	4
24	734	GIGLIO FRANCESCO	ITA	GIGLIO SALVATORE STAN	ITA	JESOLO / TM KART / VEGA	16.351	17.959	14.413	48.723	0.702	5
25	703	NOVALUX SRL	ITA	PUMA MARCO	ITA	LENZOKART / LKE / VEGA	16.411	17.892	14.422	48.725	0.704	5
26	701	NOVALUX SRL	ITA	OCIEPA ANTONI	POL	LENZOKART / LKE / VEGA	16.511	17.937	14.352	48.800	0.779	5
27	731	MINI' FABRIZIO	ITA	MINI' RAFFAELE	ITA	PAROLIN / TM KART / VEGA	16.432	18.032	14.594	49.058	1.037	4
28	724	LA MOTORSPORT	ITA	BRYLA ADAM DANIEL	POL	PAROLIN / TM KART / VEGA	16.579	18.058	14.425	49.062	1.041	5
29	729	LA MOTORSPORT	ITA	RISTINIEMI URHO	FIN	PAROLIN / TM KART / VEGA	16.580	18.109	14.683	49.372	1.351	5
30	719	LA MOTORSPORT	ITA	SULPIZIO EDOARDO	ITA	PAROLIN / TM KART / VEGA	16.593	17.903	14.962	49.458	1.437	5
31	708	VICTORYLANE	ITA	CACHAFEIRO TONY	AND	KR / IAME / VEGA	16.864	18.229	14.456	49.549	1.528	5
32	715	VICTORYLANE	ITA	HUGON SAMUEL	ITA	KR / IAME / VEGA	20.860	19.064	14.553	54.477	6.456	1

Not Classified												
	713	KR MOTORSPORT	ITA	GORSKI LEONARDO	POL	KR / IAME / VEGA					No Time	
	723	MODENA ASD	ITA	GIRARDELLO GIOELE	ITA	PAROLIN / TM KART / VEGA					No Time	

Start Time : 24/01 - 11:40:55 / Flag Time : 11:46:56 / End Time : 11:47:38 Best lap : No.714 NUVOLINI MANY 48.021 93.71 kph
 Weather : Sunny Air : 17°C Track : Dry

Chairman of the Panel  Steward  Steward 



OK-N Junior

Qualifying Practice (QP) Best Sectors Analysis

For information purposes. No official / regulatory value

S1			S2			S3			Ideal Lap Times						
Rnk	No.	Time	Rnk	No.	Time	Rnk	No.	Time	Rnk	No.	Driver	Nation	Ideal Lap	Best Lap	Diff.
1	714	16.138	1	714	17.622	1	714	14.203	1	714	NUVOLINI MANY	ITA	47.963	48.021	0.058
2	725	16.206	2	709	17.710	2	710	14.244	2	709	POLICAND TEO	ITA	48.268	48.304	0.036
3	716	16.248	3	725	17.751	3	722	14.252	3	722	TAMM ALBERT	CHE	48.277	48.611	0.334
4	720	16.251	4	711	17.753	4	721	14.258	4	725	ZHU ZACK	FRA	48.379	48.453	0.074
5	709	16.255	5	726	17.758	5	702	14.271	4	710	CICHORACKI TOMASZ	POL	48.379	48.379	
6	722	16.261	6	722	17.764	6	709	14.303	6	726	BLANDINO CRISTIAN	ITA	48.398	48.398	
7	730	16.271	7	702	17.765	6	705	14.303	7	702	JAKOBIAK ALAN	POL	48.405	48.573	0.168
8	732	16.273	8	728	17.799	8	733	14.322	8	716	OSADCYI-SUSLOVSKY VSEVLOD	UKR	48.426	48.600	0.174
9	726	16.291	9	735	17.812	9	712	14.330	9	730	CARRER GIOELE	ITA	48.443	48.527	0.084
9	711	16.291	10	730	17.814	10	704	14.336	10	720	STANLEY NICOLA	USA	48.461	48.617	0.156
11	735	16.310	11	710	17.818	11	735	14.342	11	735	PLASZEWSKI NORBERT JR	USA	48.464	48.464	
12	710	16.317	12	720	17.821	12	718	14.346	12	711	PALACIO LUCAS	USA	48.492	48.492	
13	728	16.331	13	716	17.823	13	726	14.349	13	732	MARTUFI MANUEL	ITA	48.496	48.496	
14	734	16.351	14	706	17.848	14	732	14.352	14	728	STASIONIS NOJUS	LIT	48.508	48.696	0.188
15	712	16.367	15	704	17.851	14	701	14.352	15	712	XIE HUIFEI	CHN	48.566	48.595	0.029
16	702	16.369	16	705	17.862	16	716	14.355	15	704	BOTTE NIKITA	UKR	48.566	48.631	0.065
17	704	16.379	17	733	17.867	17	730	14.358	17	705	BEDNAR JAKUB	CZE	48.586	48.586	
18	707	16.403	17	707	17.867	18	727	14.368	18	733	MIRABELLA FEDERICO	ITA	48.615	48.615	
19	727	16.408	19	712	17.869	19	706	14.374	19	727	SIMONE ROCCO	CAN	48.652	48.652	
20	703	16.411	20	732	17.871	20	728	14.378	20	718	MAKINEN LENNI	FIN	48.692	48.710	0.018
21	705	16.421	21	727	17.876	21	720	14.389	21	721	ORLANDO MICHELE	ITA	48.707	48.707	
22	733	16.426	22	703	17.892	22	734	14.408	22	706	RIEDEL SEBASTIAN	DEU	48.716	48.722	0.006
23	731	16.432	23	719	17.903	22	708	14.408	23	734	GIGLIO SALVATORE STANISLAW	ITA	48.718	48.723	0.005
24	718	16.436	24	718	17.910	24	725	14.422	24	707	LEGENKYI OLEKSANDR	UKR	48.721	48.721	
25	719	16.458	25	701	17.937	24	703	14.422	25	703	PUMA MARCO	ITA	48.725	48.725	
26	706	16.494	26	721	17.939	26	724	14.425	26	701	OCIEPA ANTONI	POL	48.800	48.800	
27	721	16.510	27	734	17.959	27	711	14.448	27	719	SULPIZIO EDOARDO	ITA	48.881	49.458	0.577
28	701	16.511	28	731	18.032	28	707	14.451	28	724	BRYLA ADAM DANIEL	POL	49.012	49.062	0.050
29	729	16.525	29	729	18.034	29	719	14.520	29	731	MINI' RAFFAELE	ITA	49.058	49.058	
30	724	16.539	30	724	18.048	30	715	14.553	30	729	RISTINIEMI URHO	FIN	49.242	49.372	0.130
31	708	16.811	31	708	18.229	31	731	14.594	31	708	CACHAFEIRO TONY	ESP	49.448	49.549	0.101
32	715	20.860	32	715	19.064	32	729	14.683	32	715	HUGON SAMUEL	FRA	54.477	54.477	



OK-N Junior

Qualifying Practice (QP) Lap Time Analysis

For information purposes. No official / regulatory value

Laps	Sector 1	Sector 2	Sector 3	Spd	Lap Time
No.701 OCIEPA ANTONI					
1	19.880	19.950	14.954	93	54.784
2	20.354	20.845	15.123	121	56.322
3	18.203	18.929	15.792	120	52.924
4	16.798	18.650	14.491	120	49.939
5	16.511	17.937	14.352	121	48.800
No.702 JAKOBIAK ALAN					
1	19.988	18.876	14.580	118	53.444
2	16.748	18.097	14.404	119	49.249
3	16.386	18.210	14.271	119	48.867
4	16.403	17.765	14.516	120	48.684
5	16.369	17.910	14.294	119	48.573
No.703 PUMA MARCO					
1	21.556	19.148	15.146	106	55.850
2	16.778	18.156	14.428	120	49.362
3	16.860	18.858	14.534	120	50.252
4	16.509	19.374	14.633	120	50.516
5	16.411	17.892	14.422	120	48.725
No.704 BOTTE NIKITA					
1	19.979	20.011	14.681	107	54.671
2	19.583	20.103	14.516	118	54.202
3	16.518	17.882	14.336	119	48.736
4	18.103	20.801	14.352	120	53.256
5	16.379	17.851	14.401	119	48.631
No.705 BEDNAR JAKUB					
1	19.654	19.312	14.628	120	53.594
2	16.707	18.132	14.441	120	49.280
3	16.468	18.019	14.825	121	49.312
4	16.495	17.972	14.397	122	48.864
5	16.421	17.862	14.303	121	48.586
No.706 RIEDEL SEBASTIAN					
1	21.978	20.457	17.645	109	1:00.080
2	17.669	20.002	16.237	121	53.908
3	16.815	18.082	14.374	120	49.271
4	16.494	17.848	14.380	121	48.722
No.707 LEGENKYI OLEKSANDR					
1	20.894	19.449	15.574	116	55.917
2	17.476	20.043	16.353	117	53.872
3	16.665	18.060	14.491	119	49.216
4	16.403	17.867	14.451	120	48.721
No.708 CACHAFEIRO TONY					
1	21.231	19.380	14.602	119	55.213
2	16.864	18.229	14.456	120	49.549
3	18.154	18.647	14.967	120	51.768
4	16.811	20.308	14.456	120	51.575
5	16.975	18.589	14.408	121	49.972
No.709 POLICAND TEO					
1	22.554	19.832	14.594	119	56.980
2	16.539	18.146	14.383	119	49.068
3	16.326	17.710	14.503	120	48.539
4	16.305	17.792	14.334	120	48.431
5	16.255	17.746	14.303	121	48.304
No.710 CICHORACKI TOMASZ					
1	20.297	18.675	14.361	122	53.333

Laps	Sector 1	Sector 2	Sector 3	Spd	Lap Time
2	16.695	18.095	14.435	121	49.225
3	16.436	17.937	14.310	122	48.683
4	16.350	17.831	14.374	122	48.555
5	16.317	17.818	14.244	122	48.379
No.711 PALACIO LUCAS					
1	19.728	19.020	14.547	118	53.295
2	16.682	18.552	14.511	118	49.745
3	16.416	17.854	14.503	118	48.773
4	19.064	19.997	14.507	119	53.568
5	16.291	17.753	14.448	119	48.492
No.712 XIE HUIFEI					
1	21.803	19.763	14.669	120	56.235
2	16.807	17.989	14.376	120	49.172
3	16.367	18.124	14.461	120	48.952
4	16.372	17.873	14.362	120	48.607
5	16.396	17.869	14.330	120	48.595
No.714 NUVOLINI MANY					
1	20.527	18.985	14.530	118	54.042
2	16.304	17.807	14.203	119	48.314
3	16.138	17.714	14.252	119	48.104
4	16.315	17.727	14.326	119	48.368
5	16.160	17.622	14.239	120	48.021
No.715 HUGON SAMUEL					
1	20.860	19.064	14.553	120	54.477
No.716 OSADCYI-SUSLOVSKY VSEVLAD					
1	21.237	18.520	14.946	119	54.703
2	16.422	17.823	14.355	120	48.600
3	16.248	17.977	14.536	121	48.761
4	16.259	18.147	14.362	121	48.768
5	16.288	17.885	14.724	121	48.897
No.718 MAKINEN LENNI					
1	19.712	19.313	15.326	85	54.351
2	20.590	21.199	14.667	122	56.456
3	16.891	17.957	14.470	120	49.318
4	16.436	20.961	14.434	122	51.831
5	16.454	17.910	14.346	122	48.710
No.719 Sulpizio EDOARDO					
1	20.487	18.781	14.520	120	53.788
2	16.895	19.124	15.160	107	51.179
3	17.976	18.545	14.556	118	51.077
4	16.458	20.231	14.918		51.607
5	16.593	17.903	14.962	121	49.458
No.720 STANLEY NICOLA					
1	20.808	18.784	14.559	118	54.151
2	16.545	17.841	14.515	119	48.901
3	16.407	17.821	14.389	119	48.617
4	16.307	17.923	14.432	120	48.662
5	16.251	17.899	14.547	120	48.697
No.721 ORLANDO MICHELE					
1	19.933	18.645	14.775	113	53.353
2	16.764	18.689	14.330	119	49.783
3	17.231	20.773	14.637	120	52.641
4	16.525	18.231	14.332	121	49.088
5	16.510	17.939	14.258	121	48.707

Laps	Sector 1	Sector 2	Sector 3	Spd	Lap Time
No.722 TAMM ALBERT					
1	20.774	18.675	14.400	120	53.849
2	16.564	17.949	14.252	121	48.765
3	16.362	19.287	15.118	122	50.767
4	16.298	18.094	14.474	122	48.866
5	16.261	17.764	14.586	120	48.611
No.724 BRYLA ADAM DANIEL					
1	20.147	18.760	14.520	120	53.427
2	16.692	18.687	14.496	120	49.875
3	16.539	18.048	14.596	120	49.183
4	18.167	21.443	14.471	121	54.081
5	16.579	18.058	14.425	120	49.062
No.725 ZHU ZACK					
1	19.333	18.260	14.820	118	52.413
2	16.906	18.386	14.633	119	49.925
3	16.581	18.039	14.626	119	49.246
4	16.345	17.866	14.422	120	48.633
5	16.206	17.751	14.496	120	48.453
No.726 BLANDINO CRISTIAN					
1	20.011	18.576	14.447	120	53.034
2	16.625	17.981	14.452	120	49.058
3	16.448	17.903	14.407	120	48.758
4	18.382	17.775	14.460	120	50.617
5	16.291	17.758	14.349	120	48.398
No.727 SIMONE ROCCO					
1	20.547	18.636	14.593	116	53.776
2	16.709	18.505	14.681	117	49.895
3	16.445	17.917	14.469	118	48.831
4	16.620	17.900	14.428	117	48.948
5	16.408	17.876	14.368	119	48.652
No.728 STASIONIS NOJUS					
1	20.206	19.377	15.870	118	55.453
2	20.149	19.048	14.693	120	53.890
3	16.528	17.799	14.382	120	48.709
4	16.331	17.987	14.378	121	48.696
No.729 RISTINIEMI URHO					
1	19.436	18.708	15.142	116	53.286
2	16.931	18.281	14.746	117	49.958
3	16.678	18.118	14.824	117	49.620
4	16.525	18.034	14.890	116	49.449
5	16.580	18.109	14.683	118	49.372
No.730 CARRER GIOELE					
1	20.156	18.794	14.544	119	53.494
2	16.596	18.017	14.653	120	49.266
3	16.473	17.814	14.358	120	48.645
4	16.271	17.828	14.428	120	48.527
5	16.294	17.935	14.366	121	48.595
No.731 MINI' RAFFAELE					
1	21.308	19.610	15.208	117	56.126
2	17.423	18.720	14.835	116	50.978
3	16.880	18.154	14.670	117	49.704
4	16.432	18.032	14.594	119	49.058
No.732 MARTUFI MANUEL					
1	20.507	18.754	14.596	118	53.857



OK-N Junior

Qualifying Practice (QP)

Lap Time Analysis

For information purposes. No official / regulatory value

Laps	Sector 1	Sector 2	Sector 3	Spd	Lap Time
2	16.570	17.986	14.405	120	48.961
3	16.273	17.871	14.352	120	48.496
4	16.508	18.418	14.420	121	49.346
5	16.302	18.290	14.426	121	49.018

No.733 MIRABELLA FEDERICO

1	20.204	19.297	14.604	120	54.105
2	17.042	18.374	14.406	120	49.822
3	16.426	17.867	14.322	120	48.615
4	16.504	18.280	14.404	121	49.188
5	16.432	17.953	14.545	121	48.930

No.734 GIGLIO SALVATORE STANISLAW

1	19.237	18.804	14.756	117	52.797
2	16.649	18.146	14.408	120	49.203
3	17.404	18.503	14.490	120	50.397
4	16.423	19.035	14.530	120	49.988
5	16.351	17.959	14.413	120	48.723

No.735 PLASZEWSKI NORBERT JR

1	20.295	18.571	14.515	119	53.381
2	16.547	18.601	14.532	120	49.680
3	16.542	17.891	14.560	120	48.993
4	17.191	20.448	14.737	120	52.376
5	16.310	17.812	14.342	121	48.464