

IWSK

Super Master Series

20 YEARS
WSK[®]
PROMOTION

ACI SPORT

FEBRUARY 5/9
2025

The way
of the Champions

circuito
internazionale
napoli



Results Booklet

Live Web:
www.wsk.it

motorsport.com

F4
ITALIAN
CHAMPIONSHIP
CERTIFIED BY FIA

TATUUS
RACE CAR MANUFACTURER

LIBE
I. N. C. S. P. A.

panta
MEMBER OF MOL GROUP
RACING FUEL

VEGA
High Technology in Racing Tyres

LECONT

sparco

www.f4championship.com



Mini Gr.3

Final (F) Results

Document 32.1 OFFICIAL

Rnk	No.	Entrant	Nation	Driver	Nation	Equipment	Laps	Time	Gap	Interv.	Best lap	Penalty	Points
1	570	DR SRL	ITA	LAZARO XAVIER	POR	DR / TM KART / VEGA	8	8:57.825			1:06.337		60
2	502	BABYRACE DRIVER ACADEMY	ITA	ROBERTSON MASON	GBR	PAROLIN / IAME / VEGA	8	8:58.192	0.367	0.367	1:06.243		40
3	547	NOVALUX SRL	ITA	MOSCARDI DAVID	ITA	LENZOKART / LKE / VEGA	8	9:00.253	2.428	2.061	1:06.299		30
4	540	MP ACADEMY GAMOTO	ITA	LOOMETS MARK	EST	HENZA KART / TM KART / VE	8	9:00.528	2.703	0.275	1:06.108		20
5	522	TEAM DRIVER RACING KART	ITA	KOSTRZEWA BLAZEJ	POL	KR / IAME / VEGA	8	9:00.547	2.722	0.019	1:06.343		15
6	504	BABYRACE DRIVER ACADEMY	ITA	NANNI ALESSANDRO	ITA	PAROLIN / IAME / VEGA	8	9:00.676	2.851	0.129	1:06.402		12
7	560	LA MOTORSPORT	ITA	D'ASCOLI LUIGI	ITA	PAROLIN / TM KART / VEGA	8	9:01.046	3.221	0.370	1:06.645		10
8	553	CRG RACING TEAM	ITA	REA ACHILLE	ITA	TGROUP / TM KART / VEGA	8	9:01.720	3.895	0.674	1:06.278		9
9	551	WARD RACING	SWE	IANNI ANTONIO	ITA	TONY KART / TM KART / VEG	8	9:01.857	4.032	0.137	1:06.437		8
10	521	TEAM DRIVER RACING KART	ITA	PERICO NICCOLO'	ITA	KR / IAME / VEGA	8	9:02.741	4.916	0.884	1:06.334		7
11	513	BABYRACE DRIVER ACADEMY	ITA	RATAJSKI STAN	FR	PAROLIN / IAME / VEGA	8	9:02.904	5.079	0.163	1:06.110		6
12	557	WARD RACING	SWE	FELDE MAX	GER	TONYKART / TM KART / VEG	8	9:03.890	6.065	0.986	1:06.733		5
13	528	TEAM DRIVER RACING KART	ITA	CHELIDZE LEON	GEO	KR / IAME / VEGA	8	9:04.772	6.947	0.882	1:06.930		4
14	503	BABYRACE DRIVER ACADEMY	ITA	DI FILIPPO DAVIDE	ITA	PAROLIN / IAME / VEGA	8	9:05.959	8.134	1.187	1:06.615		3
15	515	BABYRACE DRIVER ACADEMY	ITA	NACHAWATI LIAM MAJED	USA	PAROLIN / IAME / VEGA	8	9:06.309	8.484	0.350	1:06.464		2
16	510	BABYRACE DRIVER ACADEMY	ITA	WILLIAMS HARRY OLIVER	GBR	PAROLIN / IAME / VEGA	8	9:06.718	8.893	0.409	1:06.518		1
17	571	LA MOTORSPORT	ITA	COLUCCI EDOARDO	ITA	PAROLIN / TM KART / VEGA	8	9:07.171	9.346	0.453	1:07.197		0
18	541	PAROLIN MOTORSPORT	ITA	HEDFORS ELTON	SWE	PAROLIN / TM KART / VEGA	8	9:09.470	11.645	2.299	1:06.549		0
19	543	MP ACADEMY GAMOTO	ITA	NOVIELLO GIUSEPPE	ITA	HENZA KART / TM KART / VE	8	9:10.767	12.942	1.297	1:06.776		0
20	552	CRG RACING TEAM	ITA	LAITINEN LEO	FIN	TGROUP / TM KART / VEGA	8	9:05.837	13.012	0.070	1:06.681	+5.000	0
21	568	SPINOPROJECT RACING TEAM	ITA	MUIJS CEES	NED	ENERGY CORSE / TM KART /	8	9:11.846	14.021	1.009	1:07.358		0
22	575	KIDIX DRIVER PERFORMANCE	SWE	PELFRENE TEO	FR	KR / IAME / VEGA	8	9:11.963	14.138	0.117	1:07.133		0
23	514	BABYRACE DRIVER ACADEMY	ITA	TUZUNER CAN GUNFER	TUR	PAROLIN / IAME / VEGA	8	9:12.172	14.347	0.209	1:07.316		0
24	558	BORSCH RACING	UKR	KOVTUNENKO PLATON	UKR	ENERGY CORSE / IAME / VEG	8	9:12.302	14.477	0.130	1:07.259		0
25	534	TONY KART RACING TEAM	ITA	MANZANO SUAREZ MIGUE	MEX	TONY KART / VORTEX / VEG	8	9:12.370	14.545	0.068	1:07.268		0
26	518	BABYRACE DRIVER ACADEMY	ITA	VEGA ROYCE	USA	PAROLIN / IAME / VEGA	8	9:12.590	14.765	0.220	1:07.397		0
27	545	PAROLIN MOTORSPORT	ITA	BRAGEOT MATTIS	FR	PAROLIN / TM KART / VEGA	8	9:12.918	15.093	0.328	1:07.189		0
28	597	KALI KART RACING	ITA	PATTISON COLBE	GBR	TGROUP / TM KART / VEGA	8	9:13.024	15.199	0.106	1:07.165		0
29	555	CRG RACING TEAM	ITA	PIRVU ADAM	ROU	TGROUP / TM KART / VEGA	8	9:13.092	15.267	0.068	1:07.169		0
30	594	BABYRACE DRIVER ACADEMY	ITA	YOON ISAAC	KOR	PAROLIN / IAME / VEGA	8	9:13.477	15.652	0.385	1:07.422		0
31	582	DI POTO LUIGI	ITA	BUFFO ANDREA	ITA	PAROLIN / IAME / VEGA	8	9:13.706	15.881	0.229	1:07.355		0
32	576	ENERGY CORSE SRL	ITA	KOSTECKI JAY	AUS	ENERGY CORSE / TM KART /	8	9:13.851	16.026	0.145	1:06.968		0
33	529	TONY KART RACING TEAM	ITA	IANNONE ANDREA	ITA	TONY KART / VORTEX / VEG	8	9:11.882	19.057	3.031	1:06.948	+5.000	0
34	531	TONY KART RACING TEAM	ITA	GORUN VICTOR THOMAS	USA	TONY KART / VORTEX / VEG	8	9:12.717	19.892	0.835	1:07.630	+5.000	0
35	533	TONY KART RACING TEAM	ITA	POUJOL JEAN ANDRE RA	FR	TONY KART / VORTEX / VEG	8	9:25.690	27.865	7.973	1:07.042		0
36	501	KIDIX DRIVER PERFORMANCE	SWE	DI PIETRANTONIO LOREN	ITA	KR / IAME / VEGA	5	5:43.797	3 Laps	3 Laps	1:07.212		0

No.552 LAITINEN LEO : 5 Sec for causing a collision. Secondo le decisioni degli steward N° 215.

No.529 IANNONE ANDREA : 5 Sec for incorrect Starting grid position. Secondo le decisioni degli steward N° 201.

No.531 GORUN VICTOR THOMAS : 5 Sec for Front Fairing not in the correct position. According to Stewards' Decision No.198.

Leaders : No.570 LAZARO XAVIER (1-8)

Start Time : 09/02 - 13:55:14 / Flag Time : 14:04:08 / End Time : 14:04:39

Best lap : No.540 LOOMETS MARK 1:06.108 90.94 kph

Weather : Scattered cloud Air : 16°C Track : Dry

Event Record : No.504 NANNI ALESSANDRO 1:05.626 91.61 kph

No.528 01:21 Lap 1

No.503 05:56 Lap 5

No.576 07:59 Lap 6

Chairman of the Panel

Steward

Steward



DOCUMENT N° 215

**DECISIONE DEI COMMISSARI SPORTIVI
STEWARDS' DECISION**

PENALITA INFLITTA AL CONCORRENTE (NOME): **CRG RACING TEAM**
PENALTY INFLICTED UPON THE ENTRANT (NAME):

NAZIONALITA / NATIONALITY: **ITA**

No.: **552** PILOTA : **LAITINEN LEO**
No.: DRIVER :

Parte dell'evento: **Mini Gr.3 - Final**
Concerns the part of the event:

DECISIONE / STATEMENT

5 Sec.

MOTIVAZIONE / REASON:

The Stewards having received a report from a Judge of Fact in the Race Control (Doc n°29), having examined this report, summoned and heard the Driver and Entrant concerned (Summon n° 204), have considered the following matter, determine the following:

__In the session concerned, the above-mentioned Driver caused a collision with kart n° 501 in Lap5 at MP 2.

After this manoeuvre Kart 501 lost position(s).

__This fact is a violation against Art. 31 and 33 m of the RDSSKarting 2025

__The Stewards impose this penalty according to Art. 31 and 33 -m) of the RDSSKarting 2025 and Art. 216 bis of the RSN 2025

__The Competitor is reminded that in accordance with Art. 215 bis of the RSN 2025, the above penalty is not susceptible to appeal.

**Decisione annunciata
Decision announced**

Data / Date: **09/02/2025**

Ora /Time: **15:25**

Nome / Name

Firma / Signature

Presidente del Collegio / Chairman of the Panel:

Oronzo DI BARI (ITA)

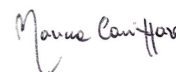


Membri del Collegio / Members of the Panel:

Luigi SCARANO (ITA)



Marina CANNIZZARO (ITA)



NOTIFICAZIONE AL CONCORRENTE / NOTIFICATION TO THE RELEVANT ENTRANT

Io sottoscritto:

I undersigned: Nome Cognome / personal name

Rappresentante del Concorrente: **CRG RACING TEAM**

Representing the Entrant: Nome del Concorrente / Entrant's name

Certifico che sono stato informato del documento No. **215** dai Commissari Sportivi dell'Evento.
Certify that I have been notified of document No. by the Stewards of the Meeting.

Data / Date:

Ora /Time:

Firma / Signature:



DOCUMENT N° **201**

**DECISIONE DEI COMMISSARI SPORTIVI
STEWARDS' DECISION**

PENALITA INFLITTA AL CONCORRENTE (NOME): **TONY KART RACING TEAM**
PENALTY INFLICTED UPON THE ENTRANT (NAME):

NAZIONALITA / NATIONALITY: **ITA**

No.: **529** PILOTA : **IANNONE ANDREA**
No.: DRIVER :

Parte dell'evento: **Mini Gr.3 - Final**
Concerns the part of the event:

DECISIONE / STATEMENT

5 Sec Penalty.

MOTIVAZIONE / REASON:

The Stewards having received a report from a Judge of Fact in the Race Control (Doc n° 27), having examined this report, summoned and heard the Driver and Entrant concerned (Summon n° 199), have considered the following matter, determine the following:

___ In the session concerned, the above-mentioned Driver started the Session at an incorrect Starting grid position.

___ This fact is a violation against Art. 18 letter f) - Art. 31 and Art. 33 letter c) of the RDS Karting 2025.

___ The Stewards impose this penalty according to Art. 210.3 III and Art. 216 Bis of the RSN 2025.

___ The Competitor is reminded that in accordance with Art. 215 bis of the RSN 2025, the above penalty is not susceptible to appeal.

**Decisione annunciata
Decision announced**

Data / Date: **09/02/2025**

Ora / Time: **14:37**

Nome / Name

Firma / Signature

Presidente del Collegio / Chairman of the Panel:

Oronzo DI BARI (ITA)




Membri del Collegio / Members of the Panel:

Luigi SCARANO (ITA)



Marina CANNIZZARO (ITA)



NOTIFICAZIONE AL CONCORRENTE / NOTIFICATION TO THE RELEVANT ENTRANT

Io sottoscritto:

I undersigned: Nome Cognome / personal name

Rappresentante del Concorrente: **TONY KART RACING TEAM**

Representing the Entrant: Nome del Concorrente / Entrant's name

Certifico che sono stato informato del documento No. **201** dai Commissari Sportivi dell'Evento.
Certify that I have been notified of document No. by the Stewards of the Meeting.

Data / Date:

Ora / Time:

Firma / Signature:



DOCUMENT N° 198

**DECISIONE DEI COMMISSARI SPORTIVI
STEWARDS' DECISION**

PENALITA INFLITTA AL CONCORRENTE (NOME): **TONY KART RACING TEAM**
PENALTY INFLICTED UPON THE ENTRANT (NAME):

NAZIONALITA / NATIONALITY: **ITA**

No.: **531** PILOTA : **GORUN VICTOR THOMAS**
No.: DRIVER :

Parte dell'evento: **Mini Gr.3 - Final**
Concerns the part of the event:

DECISIONE / STATEMENT

5 Sec.

MOTIVAZIONE / REASON:

The Stewards having received a report from a Judge of Fact in the Technical Delegate (Doc n°158), having examined this report, have considered the following matter, determine the following:

__In the session concerned, the above-mentioned Driver was found with his Front Fairing in an incorrect position when the Chequered Flag was waved and he crossed the Finish Line.

__This fact is a violation against Art. 24 and 24.3 of the 2025 RDSK.

__The Stewards impose this penalty according to Art. 33.X of the 2025 RDSK, Art. 2.24 of the 2025 CIK-FIA General Prescriptions and Art. 12.4 of the 2025 FIA International Sporting Code.

__The Competitor is reminded that in accordance with Art. 24.3 of the 2025 RDSK, the above penalty is not susceptible to appeal.

**Decisione annunciata
Decision announced**

Data / Date: **09/02/2025**

Ora /Time: **14:17**

Nome / Name

Firma / Signature

Presidente del Collegio / Chairman of the Panel:

Oronzo DI BARI (ITA)

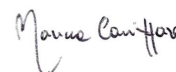


Membri del Collegio / Members of the Panel:

Luigi SCARANO (ITA)



Marina CANNIZZARO (ITA)



NOTIFICAZIONE AL CONCORRENTE / NOTIFICATION TO THE RELEVANT ENTRANT

Io sottoscritto:

I undersigned: Nome Cognome / personal name

Rappresentante del Concorrente: **TONY KART RACING TEAM**

Representing the Entrant: Nome del Concorrente / Entrant's name

Certifico che sono stato informato del documento No. **198** dai Commissari Sportivi dell'Evento.
Certify that I have been notified of document No. by the Stewards of the Meeting.

Data / Date:

Ora /Time:

Firma / Signature:



WSK Super Master Series

INTERNATIONAL CIRCUIT NAPOLI

6 - 9 FEBRUARY 2025

MINI GR3



Mini Gr.3

Final (F) Lap Chart

For information purposes. No official / regulatory value

	1	2	3	4	5	6	7	8	9	10	11	12	13	14	15	16	17	18	19	20	21	22	23	24	25	26	27	28	29	30	31	32	33	34	35	36	
Grid	570	521	522	513	502	547	553	533	504	501	540	528	551	571	560	552	575	541	558	557	555	515	597	510	568	543	545	534	503	518	531	576	582	594	529	514	
Start	570	522	521	502	513	553	547	504	533	540	501	551	528	560	571	552	575	541	558	557	555	515	545	503	531	510	529	543	534	518	582	576	594	597	568	514	
Lap 1 <small>Interval</small>	570	521	502	513	540	547	553	551	522	501	504	560	528	557	571	575	515	558	552	541	503	555	545	531	529	518	576	543	568	510	514	534	597	582	594	533	18.6
Lap 2	570	521	502	513	540	551	547	553	522	504	560	557	501	571	515	575	552	528	503	558	541	531	555	518	545	576	543	529	510	568	597	514	534	594	582	533	18.2
Lap 3	570	521	502	513	540	551	547	522	560	553	557	504	515	501	552	528	503	571	555	558	531	541	576	543	575	545	529	510	568	597	518	514	534	582	594	533	17.6
Lap 4	570	521	502	513	540	547	522	560	504	557	553	551	515	552	503	571	555	558	576	543	510	531	541	529	568	545	575	534	597	518	514	594	582	533	16.1		
Lap 5	570	513	521	540	502	547	522	560	504	553	551	557	503	528	501	552	571	515	555	558	576	510	543	541	529	545	575	568	534	531	597	518	594	514	582	533	15.3
Lap 6	570	513	521	502	540	547	522	560	504	553	551	557	528	571	552	503	576	515	510	541	529	558	545	575	555	534	543	531	568	594	518	514	597	582	533	15.0	
Lap 7	570	502	521	540	547	522	504	560	553	551	513	557	528	552	503	571	510	515	541	576	575	529	558	545	543	534	568	531	518	514	594	597	555	582	533	14.4	
Lap 8	570	502	547	540	522	504	560	553	551	521	513	557	528	552	503	515	510	571	541	543	568	529	575	514	558	534	518	531	545	597	555	594	582	576	533	11.8	

Timing

Race Director





Mini Gr.3

Final (F) Analysis

For information purposes. No official / regulatory value

Laps	Sector 1	Sector 2	Sector 3	Spd	Lap Time
No.501 DI PIETRANTONIO LORENZO					
1	23.716	26.229	19.733	108	1:09.678
2	21.543	25.944	21.205	104	1:08.692
3	21.987	26.588	20.325	105	1:08.900
4	21.669	25.854	19.689	111	1:07.212
5	21.417	26.122	19.902	109	1:07.441

Laps	Sector 1	Sector 2	Sector 3	Spd	Lap Time
No.502 ROBERTSON MASON					
1	22.516	26.406	19.792	110	1:08.714
2	21.644	25.977	19.357	109	1:06.978
3	21.458	25.851	19.332	109	1:06.641
4	21.316	25.709	19.218	111	1:06.243
5	21.464	26.198	20.303	106	1:07.965
6	21.599	25.896	19.247	108	1:06.742
7	21.234	26.001	19.520	106	1:06.755
8	21.402	25.751	19.393	106	1:06.546

Laps	Sector 1	Sector 2	Sector 3	Spd	Lap Time
No.503 DI FILIPPO DAVIDE					
1	24.647	26.803	19.609	110	1:11.059
2	21.724	26.592	19.888	107	1:08.204
3	21.453	26.128	20.286	105	1:07.867
4	21.710	25.704	19.343	110	1:06.757
5	21.347	26.355	19.707	107	1:07.409
6	21.807	26.149	19.993	109	1:07.949
7	21.472	26.257	19.958	107	1:07.687
8	21.380	25.681	19.554	107	1:06.615

Laps	Sector 1	Sector 2	Sector 3	Spd	Lap Time
No.504 NANNI ALESSANDRO					
1	22.774	26.313	20.792	105	1:09.879
2	22.116	25.767	19.614	110	1:07.497
3	21.437	26.247	20.515	107	1:08.199
4	21.432	25.796	19.784	107	1:07.012
5	21.638	25.680	19.340	107	1:06.658
6	21.369	25.684	19.349	108	1:06.402
7	21.149	25.938	19.442	107	1:06.529
8	21.403	25.822	19.516	108	1:06.741

Laps	Sector 1	Sector 2	Sector 3	Spd	Lap Time
No.510 WILLIAMS HARRY OLIVER					
1	25.595	27.589	19.624	111	1:12.808
2	21.756	26.608	19.370	110	1:07.734
3	21.534	26.277	19.582	110	1:07.393
4	22.092	26.866	19.556	109	1:08.514
5	21.401	25.812	19.305	109	1:06.518
6	21.435	26.085	19.944	108	1:07.464
7	21.595	25.906	19.310	109	1:06.811
8	21.697	25.880	19.404	108	1:06.981

Laps	Sector 1	Sector 2	Sector 3	Spd	Lap Time
No.513 RATAJSKI STAN					
1	23.202	26.181	19.872	107	1:09.255
2	21.544	26.159	19.333	109	1:07.036
3	21.426	25.756	19.249	107	1:06.431
4	21.261	25.552	19.297	110	1:06.110
5	21.365	26.158	19.939	107	1:07.462
6	21.402	25.833	19.392	109	1:06.627
7	21.253	28.890	20.683	105	1:10.826
8	21.807	26.206	19.487	106	1:07.500

Laps	Sector 1	Sector 2	Sector 3	Spd	Lap Time
No.514 TUZUNER CAN GUNFER					
1	24.610	27.518	19.709	109	1:11.837
2	22.160	26.508	19.554	110	1:08.222
3	21.484	26.337	19.895	108	1:07.716
4	21.915	26.806	20.337	105	1:09.058
5	22.105	26.316	19.486	109	1:07.907
6	21.352	25.984	20.230	106	1:07.566
7	21.531	26.391	19.394	109	1:07.316
8	22.566	26.245	19.963	105	1:08.774

Laps	Sector 1	Sector 2	Sector 3	Spd	Lap Time
No.515 NACHAWATI LIAM MAJED					
1	24.115	26.660	19.448	109	1:10.223
2	22.023	26.547	19.382	108	1:07.952
3	21.970	25.707	19.352	109	1:07.029
4	21.545	25.648	20.147	109	1:07.340
5	21.684	26.662	21.026	111	1:09.372
6	21.987	26.575	20.108	106	1:08.670
7	21.879	25.866	19.225	111	1:06.970
8	21.418	25.711	19.335	108	1:06.464

Laps	Sector 1	Sector 2	Sector 3	Spd	Lap Time
No.518 VEGA ROYCE					
1	24.712	26.812	19.656	108	1:11.180
2	21.713	26.324	19.787	110	1:07.824
3	21.960	27.316	19.776	106	1:09.052
4	22.009	26.657	20.514	107	1:09.180
5	21.985	26.231	19.370	111	1:07.586
6	21.489	26.387	19.651	110	1:07.527
7	21.861	26.234	19.302	109	1:07.397
8	22.783	26.771	19.998	107	1:09.552

Laps	Sector 1	Sector 2	Sector 3	Spd	Lap Time
No.521 PERICO NICCOLO'					
1	22.756	26.388	19.512	108	1:08.656
2	21.643	25.966	19.328	108	1:06.937
3	21.495	25.815	19.307	110	1:06.617
4	21.337	25.704	19.293	110	1:06.334
5	21.339	26.612	19.931	106	1:07.882
6	21.479	25.888	19.256	109	1:06.623
7	21.273	26.506	19.697	108	1:07.476
8	21.619	26.041	22.965	82	1:10.625

Laps	Sector 1	Sector 2	Sector 3	Spd	Lap Time
No.522 KOSTRZEWA BLAZEJ					
1	22.321	26.771	20.858	108	1:09.950
2	22.057	25.774	19.731	110	1:07.562
3	22.175	25.819	19.651	110	1:07.645
4	21.325	25.805	19.279	109	1:06.409
5	21.401	25.779	19.250	109	1:06.430
6	21.374	25.812	19.157	110	1:06.343
7	21.273	25.797	19.340	108	1:06.410
8	21.751	26.463	20.037	107	1:08.251

Laps	Sector 1	Sector 2	Sector 3	Spd	Lap Time
No.528 CHELIDZE LEON					
1	23.825	26.186	20.034	104	1:10.045
2	22.263	26.995	19.838	107	1:09.096
3	21.828	25.999	20.603	103	1:08.430
4	21.911	25.825	19.238	110	1:06.974
5	21.602	26.009	19.639	109	1:07.250
6	21.900	25.776	19.478	105	1:07.154

Laps	Sector 1	Sector 2	Sector 3	Spd	Lap Time
7	21.533	25.856	19.541	105	1:06.930
8	21.459	25.978	19.511	106	1:06.948

Laps	Sector 1	Sector 2	Sector 3	Spd	Lap Time
No.529 IANNONE ANDREA					
1	24.943	26.750	19.684	110	1:11.377
2	22.014	26.837	19.817	109	1:08.668
3	21.691	26.310	19.631	109	1:07.632
4	22.066	27.131	19.930	110	1:09.127
5	21.492	25.974	19.482	107	1:06.948
6	21.610	26.092	19.934	103	1:07.636
7	21.705	26.552	19.945	105	1:08.202
8	22.888	26.702	20.035	104	1:09.625

Laps	Sector 1	Sector 2	Sector 3	Spd	Lap Time
No.531 GORUN VICTOR THOMAS					
1	24.978	26.765	19.755	109	1:11.498
2	21.759	26.488	19.772	108	1:08.019
3	21.554	26.095	20.302	102	1:07.951
4	22.364	26.860	20.073	106	1:09.297
5	21.859	26.340	20.085	108	1:08.284
6	21.626	26.266	19.918	105	1:07.810
7	21.997	26.268	19.365	109	1:07.630
8	23.074	26.637	20.027	108	1:09.738

Laps	Sector 1	Sector 2	Sector 3	Spd	Lap Time
No.533 POUJOL JEAN ANDRE RAYMOND					
1	45.040	28.570	19.860	106	1:33.470
2	21.833	25.899	19.619	106	1:07.351
3	21.596	25.959	19.542	105	1:07.097
4	21.713	25.857	19.642	105	1:07.212
5	21.653	25.897	19.492	106	1:07.042
6	21.480	26.185	19.559	105	1:07.224
7	21.573	26.114	19.667	105	1:07.354
8	21.598	25.960	19.582	105	1:07.140

Laps	Sector 1	Sector 2	Sector 3	Spd	Lap Time
No.534 MANZANO SUAREZ MIGUEL ENRIQUE					
1	25.010	28.065	19.572	110	1:12.647
2	21.636	26.884	19.648	111	1:08.168
3	21.570	26.273	19.885	109	1:07.728
4	21.951	26.516	19.947	109	1:08.414
5	21.570	26.022	19.797	108	1:07.389
6	21.587	25.968	19.713	103	1:07.268
7	21.785	26.408	19.741	108	1:07.934
8	22.874	26.577	20.286	104	1:09.737

Laps	Sector 1	Sector 2	Sector 3	Spd	Lap Time
No.540 LOOMETS MARK					
1	23.291	26.041	19.956	107	1:09.288
2	21.556	25.811	19.531	109	1:06.898
3	21.460	25.742	19.227	110	1:06.429
4	21.325	25.521	19.262	110	1:06.108



Mini Gr.3

Final (F) Analysis

For information purposes. No official / regulatory value

Laps	Sector 1	Sector 2	Sector 3	Spd	Lap Time
5	21.341	25.855	19.353	109	1:06.549
6	21.400	25.910	19.703	108	1:07.013
7	22.040	26.480	20.413	105	1:08.933
8	21.948	25.958	19.660	106	1:07.566

No.543 NOVIELLO GIUSEPPE					
1	25.304	27.189	19.684	109	1:12.177
2	21.614	26.335	19.789	108	1:07.738
3	21.643	26.217	19.708	106	1:07.568
4	21.972	26.943	19.822	108	1:08.737
5	21.566	25.814	19.396	108	1:06.776
6	21.392	26.167	21.679	94	1:09.238
7	21.954	26.022	19.687	107	1:07.663
8	22.099	26.308	19.788	105	1:08.195

No.545 BRAGEOT MATTIS					
1	24.556	27.251	19.781	108	1:11.588
2	21.725	26.726	20.010	110	1:08.461
3	21.650	26.538	19.698	108	1:07.886
4	23.011	26.631	19.847	110	1:09.489
5	21.571	26.122	19.496	108	1:07.189
6	21.456	25.836	19.929	107	1:07.221
7	21.714	26.216	20.230	104	1:08.160
8	23.384	27.135	20.055	107	1:10.574

No.547 MOSCARDI DAVID					
1	22.970	26.239	20.444	105	1:09.653
2	21.901	25.948	19.721	108	1:07.570
3	21.993	25.999	19.621	108	1:07.613
4	21.343	25.707	19.408	106	1:06.458
5	21.389	25.655	19.399	109	1:06.443
6	21.352	25.643	19.304	107	1:06.299
7	21.253	25.750	19.450	109	1:06.453
8	21.718	26.484	19.816	105	1:08.018

No.551 IANNI ANTONIO					
1	23.455	26.024	20.121	108	1:09.600
2	21.453	26.117	19.805	106	1:07.375
3	21.501	26.307	19.624	105	1:07.432
4	21.473	26.669	20.308	107	1:08.450
5	21.882	25.779	19.418	107	1:07.079
6	21.405	25.684	19.348	107	1:06.437
7	21.437	25.853	19.482	108	1:06.772
8	21.367	25.654	19.805	108	1:06.826

No.552 LAITINEN LEO					
1	23.714	27.464	19.632	109	1:10.810
2	21.928	26.564	19.359	110	1:07.851
3	21.876	26.170	20.617	104	1:08.663
4	21.657	25.682	19.342	107	1:06.681
5	21.835	26.500	19.565	110	1:07.900
6	22.022	25.853	19.708	107	1:07.583
7	21.344	26.292	19.714	106	1:07.350
8	21.520	25.766	19.599	107	1:06.885

No.553 REA ACHILLE					
1	22.551	26.768	20.434	106	1:09.753
2	21.392	26.357	19.821	109	1:07.570

Laps	Sector 1	Sector 2	Sector 3	Spd	Lap Time
3	21.735	26.317	19.874	109	1:07.926
4	21.290	26.145	20.153	109	1:07.588
5	21.785	25.675	19.288	108	1:06.748
6	21.308	25.690	19.280	109	1:06.278
7	21.311	26.022	19.798	107	1:07.131
8	21.403	25.816	19.835	106	1:07.054

No.555 PIRVU ADAM					
1	24.249	27.190	19.832	111	1:11.271
2	21.729	26.995	19.830	110	1:08.554
3	21.648	25.991	20.048	103	1:07.687
4	21.949	25.840	19.380	110	1:07.169
5	21.545	26.196	19.632	110	1:07.373
6	21.983	26.533	21.750	94	1:10.266
7	22.514	27.384	19.349	110	1:09.247
8	22.448	26.796	20.027	109	1:09.271

No.557 FELDE MAX					
1	23.880	26.610	19.326	102	1:09.816
2	22.297	26.210	19.525	107	1:08.032
3	21.486	25.634	19.847	109	1:06.967
4	21.590	25.768	19.956	108	1:07.314
5	22.331	26.372	19.962	106	1:08.665
6	21.423	25.757	19.553	105	1:06.733
7	21.550	26.029	19.582	106	1:07.161
8	21.630	25.860	19.464	106	1:06.954

No.558 KOVTUNENKO PLATON					
1	24.082	26.866	19.499	109	1:10.447
2	22.491	26.458	20.175	108	1:09.124
3	21.487	26.086	20.501	102	1:08.074
4	22.001	25.909	19.349	109	1:07.259
5	21.582	26.151	19.656	108	1:07.389
6	21.904	27.017	20.720	96	1:09.641
7	22.029	26.552	19.606	104	1:08.187
8	21.989	27.632	20.364	106	1:09.985

No.560 D'ASCOLI LUIGI					
1	23.557	26.101	20.045	107	1:09.703
2	22.309	25.857	19.365	111	1:07.531
3	21.625	26.144	19.830	110	1:07.599
4	21.552	25.901	19.414	107	1:06.867
5	21.427	25.867	19.393	107	1:06.687
6	21.365	25.843	19.437	106	1:06.645
7	21.358	26.060	19.580	108	1:06.998
8	21.480	25.915	19.653	105	1:07.048

No.568 MUIJS CEES					
1	24.673	27.249	19.657	109	1:11.579
2	21.809	26.750	19.431	108	1:07.990
3	21.536	26.327	19.504	106	1:07.367
4	22.371	26.878	19.865	109	1:09.114
5	21.530	26.138	19.955	107	1:07.623
6	21.555	26.434	20.132	106	1:08.121
7	21.618	26.049	19.691	107	1:07.358
8	22.554	26.398	20.070	104	1:09.022

Laps	Sector 1	Sector 2	Sector 3	Spd	Lap Time
No.570 LAZARO XAVIER					
1	22.301	26.849	19.462	105	1:08.612
2	21.690	25.982	19.357	108	1:07.029
3	21.435	25.779	19.406	106	1:06.620
4	21.300	25.723	19.314	108	1:06.337
5	21.664	26.043	19.564	105	1:07.271
6	21.448	25.885	19.383	105	1:06.716
7	21.531	25.810	19.437	105	1:06.778
8	21.652	25.870	19.459	105	1:06.981

No.571 COLUCCI EDOARDO					
1	23.870	26.643	19.620	104	1:10.133
2	22.287	26.412	19.456	107	1:08.155
3	22.475	26.711	20.133	105	1:09.319
4	21.917	25.919	19.405	110	1:07.241
5	21.490	26.210	19.497	111	1:07.197
6	21.668	26.061	19.730	107	1:07.459
7	21.326	26.603	20.105	106	1:08.034
8	21.476	26.502	19.622	107	1:07.600

No.575 PELFRENE TEO					
1	23.929	26.845	19.486	107	1:10.260
2	22.297	26.625	19.414	110	1:08.336
3	21.838	26.503	21.189	98	1:09.530
4	22.624	27.070	19.955	111	1:09.649
5	21.632	26.031	19.470	110	1:07.133
6	21.691	25.812	19.722	106	1:07.225
7	21.761	26.184	19.851	107	1:07.796
8	22.830	26.683	20.407	106	1:09.920

No.576 KOSTECKI JAY					
1	24.541	27.114	19.601	110	1:11.256
2	21.703	26.295	19.780	111	1:07.778
3	21.699	26.095	19.809	104	1:07.603
4	21.962	26.476	19.490	107	1:07.928
5	21.526	26.030	19.412	108	1:06.968
6	21.546	26.245	20.082	107	1:07.873
7	22.035	26.721	20.403	107	1:09.159
8	22.587	27.123	22.153	106	1:11.863

No.582 BUFFO ANDREA					
1	24.978	28.218	19.708	108	1:12.904
2	21.784	26.398	20.008	109	1:08.190
3	21.621	26.019	19.715	108	1:07.355
4	21.901	27.021	20.112	104	1:09.034
5	22.054	26.357			



WSK Super Master Series

INTERNATIONAL CIRCUIT NAPOLI

6 - 9 FEBRUARY 2025

MINI GR3



Mini Gr.3

Final (F) Analysis

For information purposes. No official / regulatory value

Laps	Sector 1	Sector 2	Sector 3	Spd	Lap Time
7	21.673	26.912	19.337	111	1:07.922
8	22.673	26.911	20.377	108	1:09.961

No.597 PATTISON COLBE					
Laps	Sector 1	Sector 2	Sector 3	Spd	Lap Time
1	25.010	27.796	19.452	111	1:12.258
2	21.703	26.649	19.487	108	1:07.839
3	21.340	26.193	19.632	107	1:07.165
4	22.802	26.876	19.954	106	1:09.632
5	21.852	26.099	19.485	108	1:07.436
6	21.477	26.122	20.610	106	1:08.209
7	21.822	26.400	19.351	110	1:07.573
8	22.462	26.832	20.050	108	1:09.344




































Mini Gr.3

Final (F)

Starting Grid


Document 31

35 th	529	IANNONE ANDREA TONY KART / VORTEX / VEGA	TONY KART RACING TEAM		18	514	TUZUNER CAN GUNFER PAROLIN / IAME / VEGA	BABYRACE DRIVER ACADEMY		36 th
33 th	582	BUFFO ANDREA PAROLIN / IAME / VEGA	DI POTO LUIGI		17	594	YOON ISAAC PAROLIN / IAME / VEGA	BABYRACE DRIVER ACADEMY		34 th
31 th	531	GORUN VICTOR THOMAS TONY KART / VORTEX / VEGA	TONY KART RACING TEAM		16	576	KOSTECKI JAY ENERGY CORSE / TM KART / VEGA	ENERGY CORSE SRL		32 th
29 th	503	DI FILIPPO DAVIDE PAROLIN / IAME / VEGA	BABYRACE DRIVER ACADEMY		15	518	VEGA ROYCE PAROLIN / IAME / VEGA	BABYRACE DRIVER ACADEMY		30 th
27 th	545	BRAGEOT MATTIS PAROLIN / TM KART / VEGA	PAROLIN MOTORSPORT		14	534	MANZANO SUAREZ MIGUEL ENRIQUE TONY KART / VORTEX / VEGA	TONY KART RACING TEAM		28 th
25 th	568	MUIJS CEES ENERGY CORSE / TM KART / VEGA	SPINOR PROJECT RACING TEAM ENERGY		13	543	NOVIELLO GIUSEPPE HENZA KART / TM KART / VEGA	MP ACADEMY GAMOTO		26 th
23 th	597	PATTISON COLBE TGROUPE / TM KART / VEGA	KALI KART RACING		12	510	WILLIAMS HARRY OLIVER PAROLIN / IAME / VEGA	BABYRACE DRIVER ACADEMY		24 th
21 th	555	PIRVU ADAM TGROUPE / TM KART / VEGA	CRG RACING TEAM		11	515	NACHAWATI LIAM MAJED PAROLIN / IAME / VEGA	BABYRACE DRIVER ACADEMY		22 th
19 th	558	KOVTUNENKO PLATON ENERGY CORSE / IAME / VEGA	BORSCH RACING		10	557	FELDE MAX TONYKART / TM KART / VEGA	WARD RACING		20 th
17 th	575	PELFRENE TEO KR / IAME / VEGA	KIDIX DRIVER PERFORMANCE		9	541	HEDFORS ELTON PAROLIN / TM KART / VEGA	PAROLIN MOTORSPORT		18 th
15 th	560	D'ASCOLI LUIGI PAROLIN / TM KART / VEGA	LA MOTORSPORT		8	552	LAITINEN LEO TGROUPE / TM KART / VEGA	CRG RACING TEAM		16 th
13 th	551	IANNI ANTONIO TONY KART / TM KART / VEGA	WARD RACING		7	571	COLUCCI EDOARDO PAROLIN / TM KART / VEGA	LA MOTORSPORT		14 th
11 th	540	LOOMETS MARK HENZA KART / TM KART / VEGA	MP ACADEMY GAMOTO		6	528	CHELIDZE LEON KR / IAME / VEGA	TEAM DRIVER RACING KART		12 th
9 th	504	NANNI ALESSANDRO PAROLIN / IAME / VEGA	BABYRACE DRIVER ACADEMY		5	501	DI PIETRANTONIO LORENZO KR / IAME / VEGA	KIDIX DRIVER PERFORMANCE		10 th
7 th	553	REA ACHILLE TGROUPE / TM KART / VEGA	CRG RACING TEAM		4	533	POUJOL JEAN ANDRE RAYMOND TONY KART / VORTEX / VEGA	TONY KART RACING TEAM		8 th
5 th	502	ROBERTSON MASON PAROLIN / IAME / VEGA	BABYRACE DRIVER ACADEMY		3	547	MOSCARDI DAVID LENZOKART / LKE / VEGA	NOVALUX SRL		6 th
3 rd	522	KOSTRZEWA BLAZEJ KR / IAME / VEGA	TEAM DRIVER RACING KART		2	513	RATAJSKI STAN PAROLIN / IAME / VEGA	BABYRACE DRIVER ACADEMY		4 th
1 st	570	LAZARO XAVIER DR / TM KART / VEGA	DR SRL		1	521	PERICO NICCOLO' KR / IAME / VEGA	TEAM DRIVER RACING KART		2 nd

POLE POSITION



Start : 09/02 - 13:50 8 Laps = 13.360 km

Timing 

Race Director



Super Master Series Rnd 2 - Sarno (ITA) 06-09/02/2025

Timekeeping by LSTiming



Mini Gr.3

Final Phase Penalty Results

Document 30 OFFICIAL

Rnk	No.	Entrant	Nation	Driver	Nation	Equipment	QP	QH	PFA	PFB	Points
1	570	DR SRL	ITA	LAZARO XAVIER	POR	DR / TM KART / VEGA	4	11	-	0	11
2	521	TEAM DRIVER RACING KART	ITA	PERICO NICCOLO'	ITA	KR / IAME / VEGA	7	8	10	-	18
3	522	TEAM DRIVER RACING KART	ITA	KOSTRZEWA BLAZEJ	POL	KR / IAME / VEGA	3	23	0	-	23
4	513	BABYRACE DRIVER ACADEMY	ITA	RATAJSKI STAN	ITA	PAROLIN / IAME / VEGA	9	17	13	-	30
5	502	BABYRACE DRIVER ACADEMY	ITA	ROBERTSON MASON	GBR	PAROLIN / IAME / VEGA	12	24	-	8	32
6	547	NOVALUX SRL	ITA	MOSCARDI DAVID	ITA	LENZOKART / LKE / VEGA	5	19	-	15	34
7	553	CRG RACING TEAM	ITA	REA ACHILLE	ITA	TGROUP / TM KART / VEGA	1	27	8	-	35
8	533	TONY KART RACING TEAM	ITA	POUJOL JEAN ANDRE RAYMOND	ITA	TONY KART / VORTEX / VEGA	8	30	5	-	35
9	504	BABYRACE DRIVER ACADEMY	ITA	NANNI ALESSANDRO	ITA	PAROLIN / IAME / VEGA	10	33	-	5	38
10	501	KIDIX DRIVER PERFORMANCE	SWE	DI PIETRANTONIO LORENZO	ITA	KR / IAME / VEGA	14	29	-	10	39
11	540	MP ACADEMY GAMOTO	ITA	LOOMETS MARK	EST	HENZA KART / TM KART / VEGA	30	37	12	-	49
12	528	TEAM DRIVER RACING KART	ITA	CHELIDZE LEON	GEO	KR / IAME / VEGA	34	39	-	11	50
13	551	WARD RACING	SWE	IANNI ANTONIO	ITA	TONY KART / TM KART / VEGA	20	37	17	-	54
14	571	LA MOTORSPORT	ITA	COLUCCI EDOARDO	ITA	PAROLIN / TM KART / VEGA	11	41	15	-	56
15	560	LA MOTORSPORT	ITA	D'ASCOLI LUIGI	ITA	PAROLIN / TM KART / VEGA	17	42	-	14	56
16	552	CRG RACING TEAM	ITA	LAITINEN LEO	FIN	TGROUP / TM KART / VEGA	2	48	9	-	57
17	575	KIDIX DRIVER PERFORMANCE	SWE	PELFRENE TEO	ITA	KR / IAME / VEGA	13	52	-	9	61
18	541	PAROLIN MOTORSPORT	ITA	HEDFORS ELTON	SWE	PAROLIN / TM KART / VEGA	16	52	11	-	63
19	558	BORSCH RACING	UKR	KOVTUNENKO PLATON	UKR	ENERGY CORSE / IAME / VEGA	29	53	14	-	67
20	557	WARD RACING	SWE	FELDE MAX	GER	TONYKART / TM KART / VEGA	23	48	20	-	68
21	555	CRG RACING TEAM	ITA	PIRVU ADAM	ROU	TGROUP / TM KART / VEGA	18	48	-	22	70
22	515	BABYRACE DRIVER ACADEMY	ITA	NACHAWATI LIAM MAJED	USA	PAROLIN / IAME / VEGA	21	37	-	34	71
23	597	KALI KART RACING	ITA	PATTISON COLBE	GBR	TGROUP / TM KART / VEGA	41	60	-	12	72
24	510	BABYRACE DRIVER ACADEMY	ITA	WILLIAMS HARRY OLIVER	GBR	PAROLIN / IAME / VEGA	15	60	-	13	73
25	568	SPINOPROJECT RACING TEAM EN	ITA	MUIJS CEES	MED	ENERGY CORSE / TM KART / VEGA	48	58	16	-	74
26	543	MP ACADEMY GAMOTO	ITA	NOVIELLO GIUSEPPE	ITA	HENZA KART / TM KART / VEGA	25	55	21	-	76
27	545	PAROLIN MOTORSPORT	ITA	BRAGEOT MATTIS	ITA	PAROLIN / TM KART / VEGA	22	54	-	26	80
28	534	TONY KART RACING TEAM	ITA	MANZANO SUAREZ MIGUEL ENRI	MEX	TONY KART / VORTEX / VEGA	40	64	-	17	81
29	503	BABYRACE DRIVER ACADEMY	ITA	DI FILIPPO DAVIDE	ITA	PAROLIN / IAME / VEGA	19	63	-	19	82
30	518	BABYRACE DRIVER ACADEMY	ITA	VEGA ROYCE	USA	PAROLIN / IAME / VEGA	38	60	23	-	83
31	531	TONY KART RACING TEAM	ITA	GORUN VICTOR THOMAS	USA	TONY KART / VORTEX / VEGA	42	60	24	-	84
32	576	ENERGY CORSE SRL	ITA	KOSTECKI JAY	AUS	ENERGY CORSE / TM KART / VEGA	45	52	-	32	84
33	582	DI POTO LUIGI	ITA	BUFFO ANDREA	ITA	PAROLIN / IAME / VEGA	51	68	-	18	86
34	594	BABYRACE DRIVER ACADEMY	ITA	YOON ISAAC	KOR	PAROLIN / IAME / VEGA	28	71	-	16	87
35	529	TONY KART RACING TEAM	ITA	IANNONE ANDREA	ITA	TONY KART / VORTEX / VEGA	27	69	22	-	91
36	514	BABYRACE DRIVER ACADEMY	ITA	TUZUNER CAN GUNFER	TUR	PAROLIN / IAME / VEGA	36	56	-	35	91
Not Qualified for Final											
37	511	BABYRACE DRIVER ACADEMY	ITA	BUGLIONE FRANCESCO	ITA	PAROLIN / IAME / VEGA	26	66	27	-	93
38	572	TONY KART RACING TEAM	ITA	MOEHRING HENRI	GER	TONY KART / VORTEX / VEGA	37	63	31	-	94
39	530	TONY KART RACING TEAM	ITA	MULLER TIBERIUS PAUL	GER	TONY KART / VORTEX / VEGA	58	76	-	21	97
40	573	BIRELART RACING SRL	ITA	CHANG SHUO TING	TPE	BIRELART / TM KART / VEGA	43	79	19	-	98
41	544	PAROLIN MOTORSPORT	ITA	VERBA DANILA	///	PAROLIN / TM KART / VEGA	32	84	18	-	102



Mini Gr.3

Final Phase Penalty Results

Document 30 OFFICIAL

Rnk	No.	Entrant	Nation	Driver	Nation	Equipment	QP	QH	PFA	PFB	Points
42	520	BABYRACE DRIVER ACADEMY	ITA	GESSESSE BWANA	CZE	PAROLIN / IAME / VEGA	59	78	-	24	102
43	549	NOVALUX SRL	ITA	MIRICI ANTONIO	ITA	LENZOKART / LKE / VEGA	47	78	25	-	103
44	519	BABYRACE DRIVER ACADEMY	ITA	TOMAEV ALAN	ISR	PAROLIN / IAME / VEGA	31	75	29	-	104
45	517	SM RACING	GBR	MAZEPIN STEPAN	///	GILLARD / TM KART / VEGA	6	82	-	23	105
46	587	MP ACADEMY GAMOTO	ITA	GUGO VLADIMIR	///	HENZA KART / TM KART / VEGA	56	85	-	20	105
47	598	KALI KART RACING	ITA	TONNA AYRTON	MLT	TGROUP / TM KART / VEGA	35	84	-	27	111
48	569	SPINOPROJECT RACING TEAM EN	ITA	LINDEMAN SENN	NED	ENERGY CORSE / TM KART / VEGA	44	85	26	-	111
49	509	BABYRACE DRIVER ACADEMY	ITA	MIR ATIQA ASIF	IND	PAROLIN / IAME / VEGA	33	88	-	25	113
50	595	GPM RACING KART	ITA	NAPPI CHRISTIAN	ITA	KR / IAME / VEGA	24	87	32	-	119
51	590	IPK FACTORY TEAM	CZE	MIKES PETR	CZE	IPK / TM KART / VEGA	52	89	-	30	119
52	574	BIRELART RACING SRL	ITA	GALIMBERTI EDOARDO	ITA	BIRELART / TM KART / VEGA	54	88	-	31	119
53	536	MP ACADEMY GAMOTO	ITA	SEDEK JAN	SUI	HENZA KART / TM KART / VEGA	53	90	30	-	120
54	578	SPINOPROJECT DI SPINOZZI MAR	ITA	MONTANARI MATTIA	ITA	ENERGY CORSE / TM KART / VEGA	49	88	33	-	121
55	505	BABYRACE DRIVER ACADEMY	ITA	CORSI TOMMASO	ITA	PAROLIN / IAME / VEGA	60	91	-	33	124
56	559	BORSCH RACING	UKR	GARDZIELIK JAN	POL	ENERGY CORSE / IAME / VEGA	46	97	28	-	125
57	602	TEAM DRIVER RACING KART	ITA	GORE AXEL	SWE	KR / IAME / VEGA	50	89	36	-	125
58	588	MP ACADEMY GAMOTO	ITA	MAKSUD EMIR	///	HENZA KART / TM KART / VEGA	57	97	-	28	125
59	526	TEAM DRIVER RACING KART	ITA	CAPODIFERRO CARMINE	ITA	KR / IAME / VEGA	55	100	-	29	129
60	589	IPK FACTORY TEAM	CZE	VLASAK LIBOR	CZE	IPK / TM KART / VEGA	39	99	34	-	133



Mini Gr.3

Prefinal B (PFB) Results

Document 29.1 OFFICIAL

Rnk	No.	Entrant	Nation	Driver	Nation	Equipment	Laps	Time	Gap	Interv.	Best lap	Penalty	Points	CHP
1	570	DR SRL	ITA	LAZARO XAVIER	POR	DR / TM KART / VEGA	8	8:56.752			1:06.262		0	40
2	504	BABYRACE DRIVER ACADEM	ITA	NANNI ALESSANDRO	ITA	PAROLIN / IAME / VEGA	8	8:56.774	0.022	0.022	1:06.138		5	30
3	502	BABYRACE DRIVER ACADEM	ITA	ROBERTSON MASON	GBR	PAROLIN / IAME / VEGA	8	8:56.822	0.070	0.048	1:06.163		8	20
4	575	KIDIX DRIVER PERFORMANC	SWE	PELFRENE TEO	FIN	KR / IAME / VEGA	8	9:01.526	4.774	4.704	1:06.429		9	10
5	501	KIDIX DRIVER PERFORMANC	SWE	DI PIETRANTONIO LORE	ITA	KR / IAME / VEGA	8	9:02.781	6.029	1.255	1:06.506		10	9
6	528	TEAM DRIVER RACING KART	ITA	CHELIDZE LEON	GEO	KR / IAME / VEGA	8	9:02.893	6.141	0.112	1:06.661		11	8
7	597	KALI KART RACING	ITA	PATTISON COLBE	GBR	TGROUP / TM KART / VEGA	8	9:02.903	6.151	0.010	1:06.267		12	7
8	510	BABYRACE DRIVER ACADEM	ITA	WILLIAMS HARRY OLIVE	GBR	PAROLIN / IAME / VEGA	8	9:04.975	8.223	2.072	1:06.433		13	6
9	560	LA MOTORSPORT	ITA	D'ASCOLI LUIGI	ITA	PAROLIN / TM KART / VEGA	8	9:04.982	8.230	0.007	1:06.864		14	5
10	547	NOVALUX SRL	ITA	MOSCARDI DAVID	ITA	LENZOKART / LKE / VEGA	8	9:05.068	8.316	0.086	1:06.248		15	4
11	594	BABYRACE DRIVER ACADEM	ITA	YOON ISAAC	KOR	PAROLIN / IAME / VEGA	8	9:05.223	8.471	0.155	1:06.684		16	3
12	534	TONY KART RACING TEAM	ITA	MANZANO SUAREZ MIGU	MEX	TONY KART / VORTEX / VE	8	9:05.282	8.530	0.059	1:06.678		17	2
13	582	DI POTO LUIGI	ITA	BUFFO ANDREA	ITA	PAROLIN / IAME / VEGA	8	9:05.450	8.698	0.168	1:07.003		18	1
14	503	BABYRACE DRIVER ACADEM	ITA	DI FILIPPO DAVIDE	ITA	PAROLIN / IAME / VEGA	8	9:07.157	10.405	1.707	1:06.288		19	0
15	587	MP ACADEMY GAMOTO	ITA	GUGO VLADIMIR	///	HENZA KART / TM KART / V	8	9:07.569	10.817	0.412	1:07.005		20	0
16	530	TONY KART RACING TEAM	ITA	MULLER TIBERIUS PAUL	GER	TONY KART / VORTEX / VE	8	9:07.609	10.857	0.040	1:06.721		21	0
17	555	CRG RACING TEAM	ITA	PIRVU ADAM	ROU	TGROUP / TM KART / VEGA	8	9:03.191	11.439	0.582	1:06.502	+5.000	22	0
18	517	SM RACING	GBR	MAZEPIN STEPAN	///	GILLARD / TM KART / VEGA	8	9:04.833	13.081	1.642	1:06.062	+5.000	23	0
19	520	BABYRACE DRIVER ACADEM	ITA	GESSESSE BWANA	KEN	PAROLIN / IAME / VEGA	8	9:11.213	14.461	1.380	1:07.468		24	0
20	509	BABYRACE DRIVER ACADEM	ITA	MIR ATIQA ASIF	IND	PAROLIN / IAME / VEGA	8	9:11.920	15.168	0.707	1:06.832		25	0
21	545	PAROLIN MOTORSPORT	ITA	BRAGEOT MATTIS	ITA	PAROLIN / TM KART / VEGA	8	9:07.008	15.256	0.088	1:06.899	+5.000	26	0
22	598	KALI KART RACING	ITA	TONNA AYRTON	MLT	TGROUP / TM KART / VEGA	8	9:12.152	15.400	0.144	1:07.159		27	0
23	588	MP ACADEMY GAMOTO	ITA	MAKSUD EMIR	///	HENZA KART / TM KART / V	8	9:14.205	17.453	2.053	1:07.627		28	0
24	526	TEAM DRIVER RACING KART	ITA	CAPODIFERRO CARMINE	ITA	KR / IAME / VEGA	8	9:14.459	17.707	0.254	1:07.943		29	0
25	590	IPK FACTORY TEAM	CZE	MIKES PETR	CZE	IPK / TM KART / VEGA	8	9:15.603	18.851	1.144	1:07.769		30	0
26	574	BIRELART RACING SRL	ITA	GALIMBERTI EDOARDO	ITA	BIRELART / TM KART / VEG	8	9:11.899	20.147	1.296	1:07.619	+5.000	31	0
27	576	ENERGY CORSE SRL	ITA	KOSTECKI JAY	AUS	ENERGY CORSE / TM KART	8	9:17.277	20.525	0.378	1:06.627		32	0
28	505	BABYRACE DRIVER ACADEM	ITA	CORSI TOMMASO	ITA	PAROLIN / IAME / VEGA	8	9:17.983	21.231	0.706	1:07.621		33	0
29	515	BABYRACE DRIVER ACADEM	ITA	NACHAWATI LIAM MAJEL	USA	PAROLIN / IAME / VEGA	7	7:53.764	1 Lap	1 Lap	1:06.358		34	0
30	514	BABYRACE DRIVER ACADEM	ITA	TUZUNER CAN GUNFER	TUR	PAROLIN / IAME / VEGA	1	1:16.762	7 Laps	6 Laps	1:14.268		35	0

No.555 PIRVU ADAM : 5 Sec for Front Fairing not in the correct position. According to Stewards' Decision No.161.

No.517 MAZEPIN STEPAN : 5 Sec for Front Fairing not in the correct position. According to Stewards' Decision No.162.

No.545 BRAGEOT MATTIS : 5 Sec for causing a collision. Secondo le decisioni degli steward N° 172.

No.574 GALIMBERTI EDOARDO : 5 Sec for Front Fairing not in the correct position. According to Stewards' Decision No.163.

Start Time : 09:02 - 10:48:52 / Flag Time : 10:57:42 / End Time : 10:58:12

Weather : Sunny Air : 17°C Track : Dry

Leaders : No.570 LAZARO XAVIER (1-6) / No.502 ROBERTSON MASON (7-7) / No.570 LAZARO XAVIER (8-8)

Best lap : No.517 MAZEPIN STEPAN 1:06.062 91.01 kph


Event Record : No.504 NANNI ALESSANDRO 1:05.626 91.61 kph

No.501 09:19 Lap 8

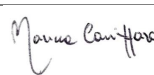


Chairman of the Panel

Steward



Steward





DOCUMENT N° **172**

**DECISIONE DEI COMMISSARI SPORTIVI
STEWARDS' DECISION**

PENALITA INFLITTA AL CONCORRENTE (NOME):
PENALTY INFLICTED UPON THE ENTRANT (NAME):

PAROLIN MOTORSPORT

NAZIONALITA / NATIONALITY:

ITA

No.: **545**
No.:

PILOTA :
DRIVER :

BRAGEOT MATTIS

Parte dell'evento:
Concerns the part of the event:

Mini Gr.3 - Prefinal B

DECISIONE / STATEMENT

5 Sec.

MOTIVAZIONE / REASON:

The Stewards having received a report from a Judge of Fact in the Race Control (Doc n° 23), having examined this report, summoned and heard the Driver and Entrant concerned (Summon n° 171), have considered the following matter, determine the following:

__ In the session concerned, the above-mentioned Driver caused a collision with kart n° 514 in Lap1at MP 9.

After this manoeuvre Kart 514 lost position(s).

__ This fact is a violation against Art. 31 and 33 m of the RDSSKarting 2025

__ The Stewards impose this penalty according to Art. 31 and 33 -m) of the RDSSKarting 2025 and Art. 216 bis of the RSN 2025

__ The Competitor is reminded that in accordance with Art. 215 bis of the RSN 2025, the above penalty is not susceptible to appeal.

**Decisione annunciata
Decision announced**

Data / Date: **09/02/2025**

Ora /Time: **11:51**

Nome / Name

Firma / Signature

Presidente del Collegio / Chairman of the Panel:

Oronzo DI BARI (ITA)




Membri del Collegio / Members of the Panel:

Luigi SCARANO (ITA)



Marina CANNIZZARO (ITA)



NOTIFICAZIONE AL CONCORRENTE / NOTIFICATION TO THE RELEVANT ENTRANT

Io sottoscritto:

I undersigned: Nome Cognome / personal name

Rappresentante del Concorrente: **PAROLIN MOTORSPORT**

Representing the Entrant: Nome del Concorrente / Entrant's name

Certifico che sono stato informato del documento No. **172**
Certify that I have been notified of document No.

dai Commissari Sportivi dell'Evento.
by the Stewards of the Meeting.

Data / Date:

Ora /Time:

Firma / Signature:



DOCUMENT N° **163**

DECISIONE DEI COMMISSARI SPORTIVI
STEWARDS' DECISION

PENALITA INFLITTA AL CONCORRENTE (NOME):
PENALTY INFLICTED UPON THE ENTRANT (NAME):

BIRELART RACING SRL

NAZIONALITA / NATIONALITY:

ITA

No.: **574**
No.:

PILOTA :
DRIVER :

GALIMBERTI EDOARDO

Parte dell'evento:
Concerns the part of the event:

Mini Gr.3 - Prefinal B

DECISIONE / STATEMENT

5 Sec.

MOTIVAZIONE / REASON:

The Stewards having received a report from a Judge of Fact in the Technical Delegate (Doc n°130), having examined this report, have considered the following matter, determine the following:

___ In the session concerned, the above-mentioned Driver was found with his Front Fairing in an incorrect position when the Chequered Flag was waved and he crossed the Finish Line.

___ This fact is a violation against Art. 24 and 24.3 of the 2025 RDSK.

___ The Stewards impose this penalty according to Art. 33.X of the 2025 RDSK, Art. 2.24 of the 2025 CIK-FIA General Prescriptions and Art. 12.4 of the 2025 FIA International Sporting Code.

___ The Competitor is reminded that in accordance with Art. 24.3 of the 2025 RDSK, the above penalty is not susceptible to appeal.

Decisione annunciata
Decision announced

Data / Date: **09/02/2025**

Ora /Time: **11:10**

Nome / Name

Firma / Signature

Presidente del Collegio / Chairman of the Panel:

Oronzo DI BARI (ITA)

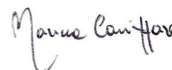


Membri del Collegio / Members of the Panel:

Luigi SCARANO (ITA)



Marina CANNIZZARO (ITA)



NOTIFICAZIONE AL CONCORRENTE / NOTIFICATION TO THE RELEVANT ENTRANT

Io sottoscritto:

I undersigned: Nome Cognome / personal name

Rappresentante del Concorrente: **BIRELART RACING SRL**

Representing the Entrant: Nome del Concorrente / Entrant's name

Certifico che sono stato informato del documento No. **163**

dai Commissari Sportivi dell'Evento.

Certify that I have been notified of document No.

by the Stewards of the Meeting.

Data / Date:

Ora /Time:

Firma / Signature:



DOCUMENT N° **162**

DECISIONE DEI COMMISSARI SPORTIVI
STEWARDS' DECISION

PENALITA INFLITTA AL CONCORRENTE (NOME): **SM RACING**
PENALTY INFLICTED UPON THE ENTRANT (NAME):

NAZIONALITA / NATIONALITY: **GBR**

No.: **517** PILOTA : **MAZEPIN STEPAN**
No.: DRIVER :

Parte dell'evento: **Mini Gr.3 - Prefinal B**
Concerns the part of the event:

DECISIONE / STATEMENT

5 Sec.

MOTIVAZIONE / REASON:

The Stewards having received a report from a Judge of Fact in the Technical Delegate (Doc n°129), having examined this report, have considered the following matter, determine the following:

__In the session concerned, the above-mentioned Driver was found with his Front Fairing in an incorrect position when the Chequered Flag was waved and he crossed the Finish Line.

__This fact is a violation against Art. 24 and 24.3 of the 2025 RDSK.

__The Stewards impose this penalty according to Art. 33.X of the 2025 RDSK, Art. 2.24 of the 2025 CIK-FIA General Prescriptions and Art. 12.4 of the 2025 FIA International Sporting Code.

__The Competitor is reminded that in accordance with Art. 24.3 of the 2025 RDSK, the above penalty is not susceptible to appeal.

Decisione annunciata
Decision announced

Data / Date: **09/02/2025**

Ora /Time: **11:10**

Nome / Name

Firma / Signature

Presidente del Collegio / Chairman of the Panel:

Oronzo DI BARI (ITA)

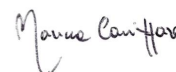


Membri del Collegio / Members of the Panel:

Luigi SCARANO (ITA)



Marina CANNIZZARO (ITA)



NOTIFICAZIONE AL CONCORRENTE / NOTIFICATION TO THE RELEVANT ENTRANT

Io sottoscritto:

I undersigned: Nome Cognome / personal name

Rappresentante del Concorrente: **SM RACING**

Representing the Entrant: Nome del Concorrente / Entrant's name

Certifico che sono stato informato del documento No. **162** dai Commissari Sportivi dell'Evento.
Certify that I have been notified of document No. by the Stewards of the Meeting.

Data / Date:

Ora /Time:

Firma / Signature:



DOCUMENT N° **161**

DECISIONE DEI COMMISSARI SPORTIVI
STEWARDS' DECISION

PENALITA INFLITTA AL CONCORRENTE (NOME): **CRG RACING TEAM**
PENALTY INFLICTED UPON THE ENTRANT (NAME):

NAZIONALITA / NATIONALITY: **ITA**

No.: **555** PILOTA : **PIRVU ADAM**
No.: DRIVER :

Parte dell'evento: **Mini Gr.3 - Prefinal B**
Concerns the part of the event:

DECISIONE / STATEMENT

5 Sec.

MOTIVAZIONE / REASON:

The Stewards having received a report from a Judge of Fact in the Technical Delegate (Doc n. 128), having examined this report, have considered the following matter, determine the following:

__In the session concerned, the above-mentioned Driver was found with his Front Fairing in an incorrect position when the Chequered Flag was waved and he crossed the Finish Line.

__This fact is a violation against Art. 24 and 24.3 of the 2025 RDSK.

__The Stewards impose this penalty according to Art. 33.X of the 2025 RDSK, Art. 2.24 of the 2025 CIK-FIA General Prescriptions and Art. 12.4 of the 2025 FIA International Sporting Code.

__The Competitor is reminded that in accordance with Art. 24.3 of the 2025 RDSK, the above penalty is not susceptible to appeal.

Decisione annunciata
Decision announced

Data / Date: **09/02/2025**

Ora /Time: **11:09**

Nome / Name

Firma / Signature

Presidente del Collegio / Chairman of the Panel:

Oronzo DI BARI (ITA)

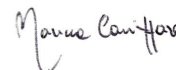


Membri del Collegio / Members of the Panel:

Luigi SCARANO (ITA)



Marina CANNIZZARO (ITA)



NOTIFICAZIONE AL CONCORRENTE / NOTIFICATION TO THE RELEVANT ENTRANT

Io sottoscritto:

I undersigned: Nome Cognome / personal name

Rappresentante del Concorrente: **CRG RACING TEAM**

Representing the Entrant: Nome del Concorrente / Entrant's name

Certifico che sono stato informato del documento No. **161** dai Commissari Sportivi dell'Evento.
Certify that I have been notified of document No. by the Stewards of the Meeting.

Data / Date:

Ora /Time:

Firma / Signature:



WSK Super Master Series

INTERNATIONAL CIRCUIT NAPOLI

6 - 9 FEBRUARY 2025

MINI GR3



Mini Gr.3

Prefinal B (PFB)

Lap Chart

For information purposes. No official / regulatory value

	1	2	3	4	5	6	7	8	9	10	11	12	13	14	15	16	17	18	19	20	21	22	23	24	25	26	27	28	29	30
Grid	570	547	502	501	504	515	528	560	555	575	576	545	514	510	597	503	534	582	594	530	520	517	598	587	509	574	590	505	588	526
Start	570	502	504	547	528	501	555	515	576	560	575	545	514	510	503	582	530	597	517	534	587	594	574	520	598	526	505	509	590	588
Lap 1 Interval	570	504 0.1	502 0.0	547 0.1	528 0.5	515 0.0	501 0.0	555 0.0	576 0.9	575 0.7	510 0.1	597 0.1	503 0.0	560 0.3	517 0.0	582 0.2	594 0.0	587 0.0	574 0.1	534 0.4	545 0.0	520 0.0	530 0.1	509 0.1	590 0.0	598 0.1	588 0.2	505 0.5	526 0.3	514 0.6
Lap 2	570	504 0.1	547 0.3	502 0.0	528 0.5	501 0.0	555 0.2	515 0.2	576 0.5	510 0.8	575 0.0	560 1.1	517 0.4	582 0.0	597 0.2	594 0.4	587 0.1	574 0.3	503 0.0	545 0.1	534 0.0	530 0.0	509 0.0	588 0.3	598 0.0	520 0.2	505 0.0	590 0.0	526 0.5	
Lap 3	570	502 0.6	504 0.2	528 0.4	555 0.2	515 0.2	547 0.2	501 0.0	510 1.4	575 0.0	576 0.3	517 0.2	560 0.4	597 0.5	582 0.4	594 0.4	587 0.3	545 0.0	503 0.0	534 0.6	574 0.4	588 0.9	590 0.0	530 0.2	509 0.2	598 0.0	520 0.1	505 0.1	526 0.1	
Lap 4	570	502 0.1	504 0.1	528 0.9	555 0.0	515 0.0	547 0.8	501 0.0	510 1.0	575 0.0	517 0.7	576 0.2	560 0.5	597 0.1	582 0.9	594 0.1	545 1.0	534 0.0	503 0.3	587 0.2	574 0.8	530 0.6	590 0.5	509 0.0	520 0.2	598 0.0	588 0.0	505 0.1	526 0.8	
Lap 5	570	502 0.0	504 0.4	528 1.4	555 0.0	547 0.2	501 0.3	515 0.2	510 0.7	575 0.0	517 0.9	576 0.2	597 0.3	560 0.4	594 1.1	582 0.3	534 0.8	545 0.1	587 0.9	530 0.8	574 0.2	503 0.3	509 0.0	520 0.9	598 0.6	588 0.3	505 0.1	590 0.0	526 0.3	
Lap 6	570	502 0.0	504 0.5	528 2.3	547 0.0	501 0.0	555 0.1	515 0.0	510 0.2	575 0.0	517 1.0	597 0.4	560 1.0	594 1.5	582 0.1	534 0.7	545 1.0	587 0.4	530 0.3	503 0.0	574 1.8	520 0.2	598 0.2	509 0.3	588 1.0	590 0.1	526 0.3	576 4.4	505 0.2	
Lap 7	502	570 0.1	504 0.1	501 4.1	575 0.0	515 0.1	528 0.1	510 0.0	555 0.0	547 0.2	597 0.1	517 0.4	560 0.7	594 1.6	582 0.5	534 0.0	545 1.3	503 0.0	587 0.3	530 0.0	574 3.5	520 0.0	598 0.0	509 0.1	526 1.7	588 0.4	590 1.9	576 2.3	505 0.2	
Lap 8	570	504 0.0	502 0.0	575 4.7	501 1.2	528 0.1	597 0.0	555 0.2	517 1.6	510 0.1	560 0.0	547 0.0	594 0.1	534 0.0	582 0.1	545 1.5	503 0.1	587 0.4	530 0.0	520 3.6	574 0.6	509 0.0	598 0.2	588 2.0	526 0.2	590 1.1	576 1.6	505 0.7		

Timing

Race Director





Mini Gr.3

Prefinal B (PFB) Analysis

For information purposes. No official / regulatory value

Laps	Sector 1	Sector 2	Sector 3	Spd	Lap Time
No.501 DI PIETRANTONIO LORENZO					
1	23.044	26.185	19.619	109	1:08.848
2	21.586	25.804	19.403	110	1:06.793
3	21.392	25.766	20.387	98	1:07.545
4	22.039	25.687	19.187	111	1:06.913
5	21.385	25.682	19.439	108	1:06.506
6	21.455	25.941	19.597	108	1:06.993
7	21.581	26.368	20.004	104	1:07.953
8	23.283	26.051	19.889	102	1:09.223

Laps	Sector 1	Sector 2	Sector 3	Spd	Lap Time
No.502 ROBERTSON MASON					
1	22.324	26.040	19.840	110	1:08.204
2	21.606	26.022	19.310	111	1:06.938
3	21.396	25.892	19.464	107	1:06.752
4	21.298	25.585	19.319	109	1:06.202
5	21.255	25.658	19.250	109	1:06.163
6	21.347	25.692	19.441	108	1:06.480
7	21.276	25.772	19.536	105	1:06.584
8	21.688	25.973	19.973	104	1:07.634

Laps	Sector 1	Sector 2	Sector 3	Spd	Lap Time
No.503 DI FILIPPO DAVIDE					
1	23.120	26.987	20.306	107	1:10.413
2	21.978	27.597	20.077	110	1:09.652
3	21.296	26.561	19.236	111	1:07.093
4	21.468	26.006	20.236	107	1:07.710
5	21.426	28.260	19.339	108	1:09.025
6	21.357	25.868	19.209	109	1:06.434
7	21.266	25.681	19.341	106	1:06.288
8	21.839	26.650	19.454	107	1:07.943

Laps	Sector 1	Sector 2	Sector 3	Spd	Lap Time
No.504 NANNI ALESSANDRO					
1	22.373	26.112	19.560	109	1:08.045
2	21.569	25.840	19.256	109	1:06.665
3	21.441	26.239	19.674	108	1:07.354
4	21.143	25.722	19.273	109	1:06.138
5	21.256	25.848	19.368	107	1:06.472
6	21.418	25.734	19.382	107	1:06.534
7	21.250	25.650	19.416	109	1:06.316
8	21.544	25.960	19.813	103	1:07.317

Laps	Sector 1	Sector 2	Sector 3	Spd	Lap Time
No.505 CORSI TOMMASO					
1	25.528	27.185	19.990	107	1:12.703
2	21.782	26.511	19.632	107	1:07.925
3	22.413	26.770	19.668	108	1:08.851
4	21.811	26.212	19.598	106	1:07.621
5	21.806	26.742	19.933	107	1:08.481
6	21.650	31.451	20.073	106	1:13.174
7	21.921	26.593	19.698	106	1:08.212
8	21.663	26.507	19.753	105	1:07.923

Laps	Sector 1	Sector 2	Sector 3	Spd	Lap Time
No.509 MIR ATIQA ASIF					
1	24.349	27.518	19.778	109	1:11.645
2	22.170	26.390	19.688	110	1:08.248
3	22.173	27.277	19.747	107	1:09.197
4	21.604	26.362	19.543	107	1:07.509
5	21.463	26.105	19.264	110	1:06.832
6	21.594	26.314	21.210	102	1:09.118

Laps	Sector 1	Sector 2	Sector 3	Spd	Lap Time
7	22.033	26.381	19.396	107	1:07.810
8	21.562	26.479	20.401	101	1:08.442
No.510 WILLIAMS HARRY OLIVER					
1	23.551	26.780	19.940	110	1:10.271
2	21.571	25.938	19.332	110	1:06.841
3	21.415	26.146	19.452	110	1:07.013
4	21.428	25.795	19.306	111	1:06.529
5	21.377	25.774	19.282	110	1:06.433
6	21.392	25.756	19.289	111	1:06.437
7	21.457	26.729	19.759	107	1:07.945
8	23.731	27.357	19.903	107	1:10.991

Laps	Sector 1	Sector 2	Sector 3	Spd	Lap Time
No.514 TUZUNER CAN GUNFER					
1	23.830	26.811	23.627	68	1:14.268

Laps	Sector 1	Sector 2	Sector 3	Spd	Lap Time
No.515 NACHAWATI LIAM MAJED					
1	22.892	26.114	19.722	109	1:08.728
2	22.187	25.827	19.373	110	1:07.387
3	21.471	25.778	19.434	108	1:06.683
4	21.460	25.763	19.135	111	1:06.358
5	21.411	26.263	19.915	108	1:07.589
6	21.547	25.941	19.503	104	1:06.991
7	21.506	26.459	19.996	106	1:07.961

Laps	Sector 1	Sector 2	Sector 3	Spd	Lap Time
No.517 MAZEPIN STEPAN					
1	23.697	26.928	20.025	110	1:10.650
2	21.673	26.825	19.378	109	1:07.876
3	21.164	25.632	19.266	109	1:06.062
4	21.412	25.793	19.405	108	1:06.610
5	21.353	25.754	19.477	107	1:06.584
6	21.389	25.734	19.484	107	1:06.607
7	21.400	26.324	19.998	107	1:07.722
8	22.633	27.167	20.138	104	1:09.938

Laps	Sector 1	Sector 2	Sector 3	Spd	Lap Time
No.520 GESSESSE BWANA					
1	24.190	27.280	20.083	101	1:11.553
2	21.875	27.051	20.255	107	1:09.181
3	21.811	26.732	20.233	108	1:08.776
4	21.684	26.181	19.603	107	1:07.468
5	21.554	26.361	19.616	105	1:07.531
6	21.608	26.223	19.784	105	1:07.615
7	21.630	26.992	19.550	107	1:08.172
8	21.710	26.388	19.870	103	1:07.968

Laps	Sector 1	Sector 2	Sector 3	Spd	Lap Time
No.526 CAPODIFERRO CARMINE					
1	24.984	28.093	20.000	107	1:13.077
2	22.023	26.487	19.623	108	1:08.133
3	22.165	26.626	19.686	109	1:08.477
4	21.884	26.586	19.856	106	1:08.326
5	21.903	26.434	19.606	108	1:07.943
6	22.031	26.503	19.624	108	1:08.158
7	21.791	26.353	19.851	105	1:07.995
8	22.149	26.746	20.378	104	1:09.273

Laps	Sector 1	Sector 2	Sector 3	Spd	Lap Time
No.528 CHELIDZE LEON					
1	22.824	26.093	19.819	110	1:08.736
2	21.594	26.018	19.243	110	1:06.855
3	21.331	26.001	19.498	107	1:06.830

Laps	Sector 1	Sector 2	Sector 3	Spd	Lap Time
4	21.436	25.835	19.390	109	1:06.661
5	21.292	26.172	19.472	105	1:06.936
6	21.693	25.983	19.756	105	1:07.432
7	21.534	26.385	20.555	105	1:08.474
8	22.471	26.252	20.243	96	1:08.966

Laps	Sector 1	Sector 2	Sector 3	Spd	Lap Time
No.530 MULLER TIBERIUS PAUL					
1	23.919	28.318	19.656	107	1:11.893
2	21.994	26.532	19.767	110	1:08.293
3	21.949	27.092	20.022	106	1:09.063
4	21.672	25.904	19.572	107	1:07.148
5	21.322	25.970	19.527	106	1:06.819
6	21.562	25.892	19.474	109	1:06.928
7	21.532	25.798	19.391	108	1:06.721
8	21.682	26.741	19.591	107	1:08.014

Laps	Sector 1	Sector 2	Sector 3	Spd	Lap Time
No.534 MANZANO SUAREZ MIGUEL ENRIQUE					
1	23.849	28.117	19.624	104	1:11.590
2	21.773	26.734	19.925	111	1:08.432
3	21.900	26.245	19.438	107	1:07.583
4	21.313	25.896	19.469	108	1:06.678
5	21.491	25.749	19.684	106	1:06.924
6	21.345	25.983	19.658	107	1:06.986
7	21.413	26.081	19.329	109	1:06.823
8	21.605	26.143	19.696	108	1:07.444

Laps	Sector 1	Sector 2	Sector 3	Spd	Lap Time
No.545 BRAGEOT MATTIS					
1	23.530	27.232	21.230	103	1:11.992
2	21.573	26.822	19.947	110	1:08.342
3	21.455	26.077	19.367	110	1:06.899
4	21.678	26.075	19.610	108	1:07.363
5	21.462	26.000	19.681	107	1:07.143
6	21.488	26.432	19.933	106	1:07.853
7	21.575	25.995	19.540	107	1:07.110
8	21.616	26.595	19.644	104	1:07.855

Laps	Sector 1	Sector 2	Sector 3	Spd	Lap Time
No.547 MOSCARDI DAVID					
1	22.655	26.004	19.602	109	1:08.261
2	21.564	25.840	19.347	110	1:06.751
3	21.337	25.907	20.904	100	1:08.148
4	21.835	25.799	19.313	109	1:06.947
5	21.275	25.718	19.255	107	1:06.248
6	21.510	26.068	19.651	108	1:07.229
7	21.551	27.698	19.549	107	1:08.798
8	23.166	27.678	19.899	107	1:10.743

Laps	Sector 1	Sector
------	----------	--------



Mini Gr.3

Prefinal B (PFB) Analysis

For information purposes. No official / regulatory value

Laps	Sector 1	Sector 2	Sector 3	Spd	Lap Time
2	21.900	26.066	19.517	106	1:07.483
3	21.501	26.054	19.421	107	1:06.976
4	21.514	25.899	19.471	107	1:06.884
5	21.557	25.852	19.455	107	1:06.864
6	21.362	26.138	19.554	105	1:07.054
7	21.514	25.967	19.506	106	1:06.987
8	22.191	27.001	20.150	104	1:09.342

No.570 LAZARO XAVIER

1	22.183	26.343	19.501	107	1:08.027
2	21.529	25.880	19.298	107	1:06.707
3	21.416	25.789	19.387	106	1:06.592
4	21.434	25.803	19.439	106	1:06.676
5	21.267	25.707	19.288	109	1:06.262
6	21.320	25.692	19.465	108	1:06.477
7	21.243	25.790	19.766	108	1:06.799
8	21.411	25.885	20.107	104	1:07.403

No.574 GALIMBERTI EDOARDO

1	24.430	26.846	19.727	108	1:11.003
2	21.928	26.901	19.848	107	1:08.677
3	21.888	26.425	19.992	107	1:08.305
4	21.619	26.347	19.653	105	1:07.619
5	21.545	26.175	19.941	106	1:07.661
6	22.015	26.375	20.209	103	1:08.599
7	21.715	26.923	19.764	107	1:08.402
8	21.662	27.203	19.848	103	1:08.713

No.575 PELFRENE TEO

1	23.136	27.431	19.635	108	1:10.202
2	21.626	26.205	19.258	111	1:07.089
3	21.535	26.053	19.427	110	1:07.015
4	21.534	25.808	19.188	111	1:06.530
5	21.475	25.752	19.202	111	1:06.429
6	21.436	25.810	19.193	112	1:06.439
7	21.499	26.289	19.730	106	1:07.518
8	21.939	26.385	19.590	105	1:07.914

No.576 KOSTECKI JAY

1	23.422	26.768	19.545	108	1:09.735
2	21.584	25.861	19.443	108	1:06.888
3	21.540	27.146	19.620	108	1:08.306
4	21.494	26.196	19.442	108	1:07.132
5	21.422	25.784	19.421	108	1:06.627
6	21.489	38.978	20.338	105	1:20.805
7	22.043	26.448	19.705	105	1:08.196
8	21.619	26.129	19.693	105	1:07.441

No.582 BUFFO ANDREA

1	23.682	27.160	20.186	108	1:11.028
2	21.721	26.620	19.337	109	1:07.678
3	21.394	26.537	19.546	107	1:07.477
4	21.567	25.883	19.553	107	1:07.003
5	21.566	26.108	19.605	107	1:07.279
6	21.546	26.083	19.543	108	1:07.172
7	21.611	26.373	19.492	109	1:07.476
8	21.533	26.129	20.005	105	1:07.667

No.587 GUGO VLADIMIR

1	24.158	26.977	19.813	106	1:10.948
2	21.910	26.722	19.824	108	1:08.456
3	21.491	26.488	19.401	110	1:07.380
4	21.458	26.273	20.341	104	1:08.072
5	21.590	26.182	19.658	106	1:07.430
6	21.663	26.094	19.617	107	1:07.374
7	21.440	26.085	19.480	108	1:07.005
8	21.674	26.743	19.638	106	1:08.055

No.588 MAKSUD EMIR

1	25.006	26.971	19.953	108	1:11.930
2	22.081	26.348	19.698	107	1:08.127
3	21.558	26.149	19.920	108	1:07.627
4	22.459	26.459	20.127	101	1:09.045
5	21.732	26.595	20.164	105	1:08.491
6	21.635	26.864	19.750	104	1:08.249
7	21.781	26.620	20.426	105	1:08.827
8	21.948	26.619	20.044	103	1:08.611

No.590 MIKES PETR

1	24.653	27.245	19.739	110	1:11.637
2	22.613	26.658	19.689	108	1:08.960
3	22.187	26.170	19.784	106	1:08.141
4	21.626	26.499	19.644	105	1:07.769
5	22.017	27.225	19.802	107	1:09.044
6	21.843	26.677	19.617	107	1:08.137
7	21.541	27.929	21.154	103	1:10.624
8	21.996	26.409	19.704	103	1:08.109

No.594 YOON ISAAC

1	23.962	26.994	19.909	108	1:10.865
2	21.698	27.122	19.487	109	1:08.307
3	21.544	26.243	19.431	108	1:07.218
4	21.521	25.848	19.315	109	1:06.684
5	21.327	26.019	19.451	107	1:06.797
6	21.546	26.275	19.595	106	1:07.416
7	21.659	25.892	19.549	106	1:07.100
8	21.779	26.274	19.895	108	1:07.948

No.597 PATTISON COLBE

1	23.489	26.823	19.906	108	1:10.218
2	22.329	26.938	19.417	109	1:08.684
3	21.321	25.951	19.457	108	1:06.729
4	21.449	25.773	19.275	110	1:06.497
5	21.289	25.657	19.321	108	1:06.267
6	21.312	25.790	19.335	108	1:06.437
7	21.364	25.944	19.559	108	1:06.867
8	22.716	26.184	19.562	106	1:08.462

No.598 TONNA AYRTON

1	25.367	26.782	19.826	109	1:11.975
2	22.132	26.269	20.021	110	1:08.422
3	21.838	27.316	19.719	109	1:08.873
4	21.970	26.134	19.594	106	1:07.698
5	21.610	26.850	19.684	106	1:08.144
6	21.524	25.787	19.848	106	1:07.159

Laps	Sector 1	Sector 2	Sector 3	Spd	Lap Time
7	21.528	27.009	19.465	107	1:08.002
8	21.917	26.382	20.548	101	1:08.847



Mini Gr.3

Prefinal B (PFB) Starting Grid


Document 25

29 th	588	MAKSUD EMIR HENZA KART / TM KART / VEGA	MP ACADEMY GAMOTO		15	526	CAPODIFERRO CARMINE KR / IAME / VEGA	TEAM DRIVER RACING KART		30 th
27 th	590	MIKES PETR IPK / TM KART / VEGA	IPK FACTORY TEAM		14	505	CORSI TOMMASO PAROLIN / IAME / VEGA	BABYRACE DRIVER ACADEMY		28 th
25 th	509	MIR ATIQA ASIF PAROLIN / IAME / VEGA	BABYRACE DRIVER ACADEMY		13	574	GALIMBERTI EDOARDO BIRELART / TM KART / VEGA	BIRELART RACING SRL		26 th
23 th	598	TONNA AYRTON TGROUPE / TM KART / VEGA	KALI KART RACING		12	587	GUGO VLADIMIR HENZA KART / TM KART / VEGA	MP ACADEMY GAMOTO		24 th
21 th	520	GESSESSE BWANA PAROLIN / IAME / VEGA	BABYRACE DRIVER ACADEMY		11	517	MAZEPIN STEPAN GILLARD / TM KART / VEGA	SM RACING		22 th
19 th	594	YOON ISAAC PAROLIN / IAME / VEGA	BABYRACE DRIVER ACADEMY		10	530	MULLER TIBERIUS PAUL TONY KART / VORTEX / VEGA	TONY KART RACING TEAM		20 th
17 th	534	MANZANO SUAREZ MIGUEL ENRIQUE TONY KART / VORTEX / VEGA	TONY KART RACING TEAM		9	582	BUFFO ANDREA PAROLIN / IAME / VEGA	DI POTO LUIGI		18 th
15 th	597	PATTISON COLBE TGROUPE / TM KART / VEGA	KALI KART RACING		8	503	DI FILIPPO DAVIDE PAROLIN / IAME / VEGA	BABYRACE DRIVER ACADEMY		16 th
13 th	514	TUZUNER CAN GUNFER PAROLIN / IAME / VEGA	BABYRACE DRIVER ACADEMY		7	510	WILLIAMS HARRY OLIVER PAROLIN / IAME / VEGA	BABYRACE DRIVER ACADEMY		14 th
11 th	576	KOSTECKI JAY ENERGY CORSE / TM KART / VEGA	ENERGY CORSE SRL		6	545	BRAGEOT MATTIS PAROLIN / TM KART / VEGA	PAROLIN MOTORSPORT		12 th
9 th	555	PIRVU ADAM TGROUPE / TM KART / VEGA	CRG RACING TEAM		5	575	PELFRENE TEO KR / IAME / VEGA	KIDIX DRIVER PERFORMANCE		10 th
7 th	528	CHELIDZE LEON KR / IAME / VEGA	TEAM DRIVER RACING KART		4	560	D'ASCOLI LUIGI PAROLIN / TM KART / VEGA	LA MOTORSPORT		8 th
5 th	504	NANNI ALESSANDRO PAROLIN / IAME / VEGA	BABYRACE DRIVER ACADEMY		3	515	NACHAWATI LIAM MAJED PAROLIN / IAME / VEGA	BABYRACE DRIVER ACADEMY		6 th
3 rd	502	ROBERTSON MASON PAROLIN / IAME / VEGA	BABYRACE DRIVER ACADEMY		2	501	DI PIETRANTONIO LORENZO KR / IAME / VEGA	KIDIX DRIVER PERFORMANCE		4 th
1 st	570	LAZARO XAVIER DR / TM KART / VEGA	DR SRL		1	547	MOSCARDI DAVID LENZOKART / LKE / VEGA	NOVALUX SRL		2 nd

POLE POSITION



Start : 09/02 - 10:35 8 Laps = 13.360 km

Timing 

Race Director



Super Master Series Rnd 2 - Sarno (ITA) 06-09/02/2025



Mini Gr.3

Prefinal A (PFA) Results

Document 28.1 OFFICIAL

Rnk	No.	Entrant	Nation	Driver	Nation	Equipment	Laps	Time	Gap	Interv.	Best lap	Penalty	Points	CHP		
1	▲ ²	522	ITA	TEAM DRIVER RACING KART	ITA	KOSTRZEWA BLAZEJ	POL	KR / IAME / VEGA	8	8:56.406			1:06.389	0	40	
2	▲ ³	533	ITA	TONY KART RACING TEAM	ITA	POUJOL JEAN ANDRE RA	ITA	TONY KART / VORTEX / VEGA	8	8:56.668	0.262	0.262	1:06.173	5	30	
3	▲ ¹	553	ITA	CRG RACING TEAM	ITA	REA ACHILLE	ITA	TGROUP / TM KART / VEGA	8	8:56.792	0.386	0.124	1:06.348	8	20	
4	▲ ⁵	552	ITA	CRG RACING TEAM	ITA	LAITINEN LEO	FIN	TGROUP / TM KART / VEGA	8	8:56.862	0.456	0.070	1:06.309	9	10	
5	▼ ⁴	521	ITA	TEAM DRIVER RACING KART	ITA	PERICO NICCOLO'	ITA	KR / IAME / VEGA	8	8:56.874	0.468	0.012	1:06.379	10	9	
6	▲ ⁵	541	ITA	PAROLIN MOTORSPORT	ITA	HEDFORS ELTON	SWE	PAROLIN / TM KART / VEGA	8	8:57.692	1.286	0.818	1:06.412	11	8	
7	▬	540	ITA	MP ACADEMY GAMOTO	ITA	LOOMETS MARK	EST	HENZA KART / TM KART / VEGA	8	8:57.750	1.344	0.058	1:06.428	12	7	
8	▼ ⁶	513	ITA	BABYRACE DRIVER ACADEMY	ITA	RATAJSKI STAN	ITA	PAROLIN / IAME / VEGA	8	8:58.493	2.087	0.743	1:06.031	13	6	
9	▲ ³	558	UKR	BORSCH RACING	UKR	KOVTUNENKO PLATON	UKR	ENERGY CORSE / IAME / VEGA	8	8:58.666	2.260	0.173	1:06.263	14	5	
10	▼ ²	571	ITA	LA MOTORSPORT	ITA	COLUCCI EDOARDO	ITA	PAROLIN / TM KART / VEGA	8	9:01.307	4.901	2.641	1:06.771	15	4	
11	▲ ³	568	ITA	SPINOPROJECT RACING TEAM	ITA	MUIJS CEES	NED	ENERGY CORSE / TM KART	8	9:06.643	10.237	5.336	1:06.695	16	3	
12	▼ ⁶	551	SWE	WARD RACING	ITA	IANNI ANTONIO	ITA	TONY KART / TM KART / VEGA	8	9:06.926	10.520	0.283	1:06.639	17	2	
13	▲ ¹⁰	544	ITA	PAROLIN MOTORSPORT	ITA	VERBA DANILA	///	PAROLIN / TM KART / VEGA	8	9:06.982	10.576	0.056	1:06.903	18	1	
14	▲ ⁸	573	ITA	BIRELART RACING SRL	ITA	CHANG SHUO TING	TPE	BIRELART / TM KART / VEGA	8	9:07.166	10.760	0.184	1:06.701	19	0	
15	▼ ⁵	557	SWE	WARD RACING	SWE	FELDE MAX	GER	TONYKART / TM KART / VEGA	8	9:07.214	10.808	0.048	1:06.390	20	0	
16	▼ ³	543	ITA	MP ACADEMY GAMOTO	ITA	NOVIELLO GIUSEPPE	ITA	HENZA KART / TM KART / VEGA	8	9:07.295	10.889	0.081	1:07.134	21	0	
17	▲ ²	529	ITA	TONY KART RACING TEAM	ITA	IANNONE ANDREA	ITA	TONY KART / VORTEX / VEGA	8	9:07.351	10.945	0.056	1:06.908	22	0	
18	▼ ³	518	ITA	BABYRACE DRIVER ACADEMY	ITA	VEGA ROYCE	USA	PAROLIN / IAME / VEGA	8	9:07.466	11.060	0.115	1:07.050	23	0	
19	▼ ³	531	ITA	TONY KART RACING TEAM	ITA	GORUN VICTOR THOMAS	USA	TONY KART / VORTEX / VEGA	8	9:07.678	11.272	0.212	1:07.017	24	0	
20	▲ ¹	549	ITA	NOVALUX SRL	ITA	MIRICI ANTONIO	ITA	LENZOKART / LKE / VEGA	8	9:07.756	11.350	0.078	1:07.016	25	0	
21	▲ ³	569	ITA	SPINOPROJECT RACING TEAM	ITA	LINDEMAN SENN	NED	ENERGY CORSE / TM KART	8	9:08.575	12.169	0.819	1:07.016	26	0	
22	▼ ⁴	511	ITA	BABYRACE DRIVER ACADEMY	ITA	BUGLIONE FRANCESCO	ITA	PAROLIN / IAME / VEGA	8	9:09.229	12.823	0.654	1:06.883	27	0	
23	▲ ⁶	559	UKR	BORSCH RACING	UKR	GARDZIELIK JAN	POL	ENERGY CORSE / IAME / VEGA	8	9:10.155	13.749	0.926	1:07.278	28	0	
24	▼ ⁴	519	ITA	BABYRACE DRIVER ACADEMY	ITA	TOMAEV ALAN	ISR	PAROLIN / IAME / VEGA	8	9:10.294	13.888	0.139	1:07.524	29	0	
25	▲ ³	536	ITA	MP ACADEMY GAMOTO	ITA	SEDEK JAN	SUI	HENZA KART / TM KART / VEGA	8	9:10.348	13.942	0.054	1:07.201	30	0	
26	▼ ⁹	572	ITA	TONY KART RACING TEAM	ITA	MOEHRING HENRI	GER	TONY KART / VORTEX / VEGA	8	9:10.955	14.549	0.607	1:06.851	31	0	
27	▼ ²	595	ITA	GPM RACING KART	ITA	NAPPI CHRISTIAN	ITA	KR / IAME / VEGA	8	9:08.099	16.693	2.144	1:07.160	+5.000	32	0
28	▼ ²	578	ITA	SPINOPROJECT DI SPINOZZI	ITA	MONTANARI MATTIA	ITA	ENERGY CORSE / TM KART	8	9:15.568	19.162	2.469	1:07.961	33	0	
29	▲ ¹	589	CZE	IPK FACTORY TEAM	CZE	VLASAK LIBOR	CZE	IPK / TM KART / VEGA	4	4:38.919	4 Laps	4 Laps	1:07.604	34	0	

No.595 NAPPI CHRISTIAN : 5 Sec for Front Fairing not in the correct position. According to Stewards' Decision No.158.

Not Classified

602	TEAM DRIVER RACING KART	ITA	GORE AXEL	SWE	KR / IAME / VEGA				DNS				36	
-----	-------------------------	-----	-----------	-----	------------------	--	--	--	-----	--	--	--	----	--

Leaders : No.521 PERICO NICCOLO' (1-2) / No.553 REA ACHILLE (3-4) / No.521 PERICO NICCOLO' (5-6) / No.553 REA ACHILLE (7-7) / No.522 KOSTRZEWA BLAZEJ (8-8)

Start Time : 09:02 - 10:31:58 / Flag Time : 10:40:49 / End Time : 10:41:13

Best lap : No.513 RATAJSKI STAN 1:06.031 91.05 kph

Weather : Sunny Air : 16°C Track : Dry

Event Record : No.504 NANNI ALESSANDRO 1:05.626 91.61 kph

Chairman of the Panel

Steward

Steward

Super Master Series Rnd 2 - Sarno (ITA) 06-09/02/2025



DOCUMENT N° **158**

DECISIONE DEI COMMISSARI SPORTIVI
STEWARDS' DECISION

PENALITA INFLITTA AL CONCORRENTE (NOME): **GPM RACING KART**
PENALTY INFLICTED UPON THE ENTRANT (NAME):

NAZIONALITA / NATIONALITY: **ITA**

No.: **595** PILOTA : **NAPPI CHRISTIAN**
No.: DRIVER :

Parte dell'evento: **Mini Gr.3 - Prefinal A**
Concerns the part of the event:

DECISIONE / STATEMENT

5 Sec.

MOTIVAZIONE / REASON:

The Stewards having received a report from a Judge of Fact in the Technical Delegate (Doc n°127), having examined this report, have considered the following matter, determine the following:

__In the session concerned, the above-mentioned Driver was found with his Front Fairing in an incorrect position when the Chequered Flag was waved and he crossed the Finish Line.

__This fact is a violation against Art. 24 and 24.3 of the 2025 RDSK.

__The Stewards impose this penalty according to Art. 33.X of the 2025 RDSK, Art. 2.24 of the 2025 CIK-FIA General Prescriptions and Art. 12.4 of the 2025 FIA International Sporting Code.

__The Competitor is reminded that in accordance with Art. 24.3 of the 2025 RDSK, the above penalty is not susceptible to appeal.

Decisione annunciata
Decision announced

Data / Date: **09/02/2025**

Ora /Time: **10:49**

Nome / Name

Firma / Signature

Presidente del Collegio / Chairman of the Panel:

Oronzo DI BARI (ITA)

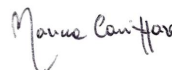


Membri del Collegio / Members of the Panel:

Luigi SCARANO (ITA)



Marina CANNIZZARO (ITA)



NOTIFICAZIONE AL CONCORRENTE / NOTIFICATION TO THE RELEVANT ENTRANT

Io sottoscritto:

I undersigned: Nome Cognome / personal name

Rappresentante del Concorrente: **GPM RACING KART**

Representing the Entrant: Nome del Concorrente / Entrant's name

Certifico che sono stato informato del documento No. **158** dai Commissari Sportivi dell'Evento.
Certify that I have been notified of document No. by the Stewards of the Meeting.

Data / Date:

Ora /Time:

Firma / Signature:



WSK Super Master Series

INTERNATIONAL CIRCUIT NAPOLI

6 - 9 FEBRUARY 2025

MINI GR3



Mini Gr.3

Prefinal A (PFA) Lap Chart

For information purposes. No official / regulatory value

	1	2	3	4	5	6	7	8	9	10	11	12	13	14	15	16	17	18	19	20	21	22	23	24	25	26	27	28	29	30
Grid	521	513	522	553	533	551	540	571	552	557	541	558	543	568	518	531	572	511	529	519	549	573	544	569	595	578	502	536	559	589
Start	521	522	533	513	540	553	551	552	571	541	557	543	558	518	572	568	529	531	511	549	544	519	573	595	559	569	578	536	589	
Lap 1 Interval	521	522	533	553	540	552	513	541	571	543	558	557	551	568	531	518	529	573	549	544	595	589	559	572	511	519	569	578	536	
Lap 2	521	533	553	522	552	540	541	543	558	571	513	568	531	518	551	529	557	573	544	595	549	559	589	511	519	536	578	572	569	
Lap 3	553	521	522	533	552	541	540	558	571	513	543	529	568	518	531	573	544	557	549	559	511	595	589	551	536	519	569	572	578	
Lap 4	553	521	522	552	533	541	540	558	571	513	543	568	529	518	544	531	573	557	559	551	549	595	536	589	572	519	569	511	578	
Lap 5	521	522	553	533	552	541	540	513	558	571	518	544	568	543	557	551	573	559	529	531	549	595	536	572	569	519	511	578		
Lap 6	521	553	533	522	552	541	540	513	558	571	544	518	568	557	543	551	573	531	529	559	549	595	572	569	536	511	519	578		
Lap 7	553	533	521	522	552	541	540	513	558	571	544	518	568	551	557	543	573	529	531	549	595	559	569	536	511	519	572	578		
Lap 8	522	533	553	552	521	541	540	513	558	571	568	551	544	573	557	543	529	518	531	549	595	569	511	559	519	536	572	578		

Timing

Race Director



Mini Gr.3

Prefinal A (PFA) Analysis

For information purposes. No official / regulatory value

Laps	Sector 1	Sector 2	Sector 3	Spd	Lap Time
No.511 BUGLIONE FRANCESCO					
1	24.480	28.004	19.675	109	1:12.159
2	22.111	26.040	19.803	108	1:07.954
3	21.637	26.135	19.564	109	1:07.336
4	21.377	29.159	20.129	107	1:10.665
5	21.489	26.042	19.693	107	1:07.224
6	21.496	25.884	19.503	109	1:06.883
7	21.563	26.274	19.445	108	1:07.282
8	22.051	25.979	19.637	107	1:07.667

Laps	Sector 1	Sector 2	Sector 3	Spd	Lap Time
No.513 RATAJSKI STAN					
1	23.219	26.055	19.317	109	1:08.591
2	22.227	26.775	20.314	110	1:09.316
3	21.445	26.382	19.816	107	1:07.643
4	21.253	25.565	19.213	109	1:06.031
5	21.212	25.719	19.345	107	1:06.276
6	21.352	25.771	19.404	107	1:06.527
7	21.220	25.666	19.395	107	1:06.281
8	21.218	25.696	19.463	108	1:06.377

Laps	Sector 1	Sector 2	Sector 3	Spd	Lap Time
No.518 VEGA ROYCE					
1	23.905	27.247	19.359	110	1:10.511
2	21.521	26.001	19.749	110	1:07.271
3	21.567	26.817	19.319	111	1:07.703
4	21.650	26.357	20.042	106	1:08.049
5	21.572	25.934	19.544	106	1:07.050
6	21.649	26.091	19.481	109	1:07.221
7	21.617	26.033	20.133	106	1:07.783
8	22.559	27.613	19.905	108	1:10.077

Laps	Sector 1	Sector 2	Sector 3	Spd	Lap Time
No.519 TOMAEV ALAN					
1	24.687	28.026	19.494	110	1:12.207
2	22.135	26.158	20.205	105	1:08.498
3	21.632	26.429	19.569	109	1:07.630
4	21.648	27.358	19.581	110	1:08.587
5	21.637	26.232	19.868	108	1:07.737
6	21.638	26.182	19.704	109	1:07.524
7	21.713	26.224	19.603	107	1:07.540
8	21.879	26.676	19.844	107	1:08.399

Laps	Sector 1	Sector 2	Sector 3	Spd	Lap Time
No.521 PERICO NICCOLO'					
1	22.225	25.985	19.595	106	1:07.805
2	21.452	25.812	19.448	109	1:06.712
3	21.322	26.156	19.676	109	1:07.154
4	21.333	25.832	19.272	110	1:06.437
5	21.368	25.641	19.370	108	1:06.379
6	21.327	25.642	19.589	106	1:06.558
7	21.797	25.687	19.263	110	1:06.747
8	21.190	26.167	20.424	104	1:07.781

Laps	Sector 1	Sector 2	Sector 3	Spd	Lap Time
No.522 KOSTRZEWA BLAZEJ					
1	22.255	26.079	19.499	110	1:07.833
2	21.555	25.985	19.449	111	1:06.989
3	21.365	26.186	19.292	112	1:06.843
4	21.355	25.833	19.247	111	1:06.435
5	21.422	25.712	19.255	108	1:06.389
6	21.342	25.776	19.589	111	1:06.707

Laps	Sector 1	Sector 2	Sector 3	Spd	Lap Time
7	21.486	25.708	19.395	110	1:06.589
8	21.265	26.127	19.864	105	1:07.256
No.529 IANNONE ANDREA					
1	24.236	27.049	19.410	108	1:10.695
2	21.564	25.881	19.677	109	1:07.122
3	21.826	26.042	19.556	109	1:07.424
4	21.523	26.762	19.513	109	1:07.798
5	22.045	28.441	19.686	108	1:10.172
6	22.126	26.265	19.443	108	1:07.834
7	21.521	25.920	19.467	105	1:06.908
8	21.628	26.025	19.810	107	1:07.463

Laps	Sector 1	Sector 2	Sector 3	Spd	Lap Time
No.531 GORUN VICTOR THOMAS					
1	24.029	26.857	19.324	109	1:10.210
2	21.427	26.146	19.767	110	1:07.340
3	22.894	26.178	19.388	108	1:08.460
4	21.555	26.308	19.788	111	1:07.651
5	21.797	28.057	19.711	110	1:09.565
6	21.510	26.522	19.675	107	1:07.707
7	21.771	25.870	19.376	108	1:07.017
8	21.513	26.213	20.042	109	1:07.768

Laps	Sector 1	Sector 2	Sector 3	Spd	Lap Time
No.533 POUJOL JEAN ANDRE RAYMOND					
1	22.455	26.117	19.289	111	1:07.861
2	21.364	25.916	19.312	109	1:06.592
3	21.458	26.273	19.744	107	1:07.475
4	21.594	25.775	19.287	111	1:06.656
5	21.384	25.610	19.179	110	1:06.173
6	21.281	25.713	19.292	111	1:06.286
7	21.449	25.616	19.283	108	1:06.348
8	21.343	26.158	20.354	107	1:07.855

Laps	Sector 1	Sector 2	Sector 3	Spd	Lap Time
No.536 SEDEK JAN					
1	25.170	27.445	19.658	108	1:12.273
2	21.907	26.308	19.939	107	1:08.154
3	21.642	26.246	19.554	108	1:07.442
4	21.649	26.790	19.531	106	1:07.970
5	21.483	25.997	19.721	110	1:07.201
6	21.840	27.091	19.316	110	1:08.247
7	21.941	26.173	19.470	108	1:07.584
8	22.532	26.696	19.713	105	1:08.941

Laps	Sector 1	Sector 2	Sector 3	Spd	Lap Time
No.540 LOOMETS MARK					
1	22.634	26.032	19.523	110	1:08.189
2	22.381	26.228	19.428	107	1:08.037
3	21.623	25.655	19.942	108	1:07.220
4	21.473	25.732	19.223	109	1:06.423
5	21.509	25.724	19.273	110	1:06.506
6	21.387	25.772	19.366	109	1:06.525
7	21.381	25.749	19.381	108	1:06.511
8	21.331	25.929	19.574	106	1:06.834

Laps	Sector 1	Sector 2	Sector 3	Spd	Lap Time
No.541 HEDFORS ELTON					
1	23.197	26.053	19.298	110	1:08.548
2	21.980	26.373	19.284	110	1:07.637
3	21.729	25.556	19.600	107	1:06.885
4	21.554	25.693	19.336	109	1:06.583

Laps	Sector 1	Sector 2	Sector 3	Spd	Lap Time
5	21.410	25.736	19.357	108	1:06.503
6	21.355	25.716	19.410	107	1:06.481
7	21.400	25.619	19.393	106	1:06.412
8	21.392	25.967	19.620	106	1:06.979

Laps	Sector 1	Sector 2	Sector 3	Spd	Lap Time
No.543 NOVIELLO GIUSEPPE					
1	23.435	26.238	19.518	110	1:09.191
2	21.603	26.512	19.782	106	1:07.897
3	21.532	26.748	20.012	109	1:08.292
4	21.511	26.430	19.828	108	1:07.769
5	22.839	25.997	19.440	108	1:08.276
6	21.413	26.224	19.497	107	1:07.134
7	21.998	26.153	19.437	108	1:07.588
8	21.953	27.198	20.266	106	1:09.417

Laps	Sector 1	Sector 2	Sector 3	Spd	Lap Time
No.544 VERBA DANILA					
1	24.160	27.185	19.850	110	1:11.195
2	21.545	25.965	19.393	109	1:06.903
3	22.372	26.411	19.363	110	1:08.146
4	21.501	25.981	19.705	111	1:07.187
5	21.708	25.931	19.358	108	1:06.997
6	21.388	26.084	19.516	109	1:06.988
7	21.567	26.058	20.152	104	1:07.777
8	22.717	27.235	19.704	102	1:09.656

Laps	Sector 1	Sector 2	Sector 3	Spd	Lap Time
No.549 MIRICI ANTONIO					
1	24.373	27.168	19.654	110	1:11.195
2	21.934	26.297	19.605	109	1:07.836
3	21.969	26.637	19.504	108	1:08.110
4	21.498	26.246	20.376	106	1:08.120
5	21.886	26.396	19.747	109	1:08.029
6	21.632	26.749	19.637	108	1:08.018
7	21.542	25.934	19.540	106	1:07.016
8	21.592	26.161	19.601	108	1:07.354

Laps	Sector 1	Sector 2	Sector 3	Spd	Lap Time
No.551 IANNI ANTONIO					
1	23.618	27.169	19.313	109	1:10.100
2	21.478	26.322	20.207	108	1:08.007
3	22.871	27.870	19.462	111	1:10.203
4	21.550	25.806	19.724	108	1:07.080
5	21.407	25.901	19.331	110	1:06.639
6	21.344	26.140	19.279	110	1:06.763
7	21.458	25.704	19.984	106	1:07.146
8	22.163	26.960	20.280	103	1:09.403

Laps	Sector 1	Sector 2	Sector 3	Spd	Lap Time
No.552 LAITINEN LEO					
1	22.854	26.038	19.268	111	1:08.160
2					



Mini Gr.3

Prefinal A (PFA) Analysis

For information purposes. No official / regulatory value

Laps	Sector 1	Sector 2	Sector 3	Spd	Lap Time
3	21.343	26.068	19.373	109	1:06.784
4	21.306	25.846	19.287	110	1:06.439
5	21.752	25.651	19.295	109	1:06.698
6	21.299	25.730	19.331	111	1:06.360
7	21.380	25.630	19.338	108	1:06.348
8	21.321	26.818	19.902	106	1:08.041

No.557 FELDE MAX					
1	23.723	26.628	19.360	109	1:09.711
2	21.452	27.097	19.888	111	1:08.437
3	22.580	26.884	19.556	108	1:09.020
4	21.538	25.823	19.518	111	1:06.879
5	22.215	26.075	19.376	109	1:07.666
6	21.285	25.809	19.296	110	1:06.390
7	21.874	26.320	19.560	105	1:07.754
8	22.016	27.596	20.014	106	1:09.626

No.558 KOVTUNENKO PLATON					
1	23.577	26.495	19.196	110	1:09.268
2	21.575	26.513	19.863	109	1:07.951
3	21.494	25.925	19.401	108	1:06.820
4	21.421	25.905	19.444	107	1:06.770
5	21.457	26.115	19.279	109	1:06.851
6	21.402	25.823	19.245	110	1:06.470
7	21.305	25.708	19.250	109	1:06.263
8	21.323	25.724	19.436	109	1:06.483

No.559 GARDZIELIK JAN					
1	24.030	28.002	19.578	107	1:11.610
2	21.928	25.949	19.401	107	1:07.278
3	21.712	26.631	19.786	107	1:08.129
4	21.814	25.984	19.632	106	1:07.430
5	22.059	26.411	19.712	105	1:08.182
6	21.820	26.645	19.826	106	1:08.291
7	22.065	26.215	19.604	105	1:07.884
8	22.529	26.679	19.807	105	1:09.015

No.568 MUIJS CEES					
1	23.728	26.905	19.328	109	1:09.961
2	21.442	26.355	19.776	110	1:07.573
3	21.608	26.878	19.338	110	1:07.824
4	21.599	26.365	19.718	110	1:07.682
5	22.610	26.051	19.402	107	1:08.063
6	21.403	25.879	19.413	110	1:06.695
7	21.817	25.930	20.055	105	1:07.802
8	22.005	27.296	19.869	104	1:09.170

No.569 LINDEMAN SENN					
1	24.790	27.604	19.728	111	1:12.122
2	21.896	26.158	20.892	100	1:08.946
3	21.863	25.876	19.495	110	1:07.234
4	21.634	27.412	19.853	107	1:08.899
5	21.433	26.049	19.652	107	1:07.134
6	21.465	26.216	19.335	111	1:07.016
7	21.854	25.858	19.779	108	1:07.491
8	21.995	25.810	19.570	107	1:07.375

Laps	Sector 1	Sector 2	Sector 3	Spd	Lap Time
No.571 COLUCCI EDOARDO					
1	23.635	26.239	19.338	109	1:09.212
2	21.531	26.769	20.080	108	1:08.380
3	21.423	26.043	19.499	108	1:06.965
4	21.376	26.005	19.390	109	1:06.771
5	21.472	25.890	19.448	108	1:06.810
6	21.419	25.897	19.530	107	1:06.846
7	21.483	25.921	19.718	104	1:07.122
8	21.588	26.064	19.898	104	1:07.550

No.572 MOEHRING HENRI					
1	23.921	28.463	19.839	108	1:12.223
2	21.930	26.211	20.977	101	1:09.118
3	21.859	26.371	19.292	111	1:07.522
4	21.732	27.149	19.428	110	1:08.309
5	21.402	26.035	19.414	108	1:06.851
6	21.665	26.585	19.493	110	1:07.743
7	22.008	27.860	19.878	105	1:09.746
8	21.674	26.264	19.636	104	1:07.574

No.573 CHANG SHUO TING					
1	23.889	27.012	19.804	108	1:10.705
2	21.585	25.947	19.479	111	1:07.011
3	22.370	26.171	19.685	108	1:08.226
4	21.800	25.962	19.751	111	1:07.513
5	22.463	26.318	19.418	108	1:08.199
6	21.416	25.917	19.368	108	1:06.701
7	21.839	26.151	19.360	108	1:07.350
8	22.241	26.368	20.619	105	1:09.228

No.578 MONTANARI MATTIA					
1	24.956	27.565	19.736	109	1:12.257
2	22.171	26.322	19.899	105	1:08.392
3	24.156	26.864	19.917	106	1:10.937
4	22.019	26.429	19.796	106	1:08.244
5	21.901	26.307	19.753	105	1:07.961
6	21.792	26.294	19.979	105	1:08.065
7	21.824	26.523	19.885	104	1:08.232
8	22.173	26.828	19.984	105	1:08.985

No.589 VLASAK LIBOR					
1	24.260	27.119	19.544	109	1:10.923
2	21.688	26.928	19.939	105	1:08.555
3	21.868	26.217	19.519	110	1:07.604
4	22.371	27.098	19.749	106	1:09.218

No.595 NAPPI CHRISTIAN					
1	24.261	27.368	19.559	110	1:11.188
2	21.627	25.989	19.544	108	1:07.160
3	22.083	27.166	19.770	110	1:09.019
4	21.681	26.178	20.143	105	1:08.002
5	21.735	26.355	19.791	110	1:07.881
6	21.653	26.781	19.621	110	1:08.055
7	21.526	26.022	19.671	106	1:07.219
8	21.516	26.051	19.736	108	1:07.303



Mini Gr.3

Prefinal A (PFA) Starting Grid


Document 24

29 th	559	GARDZIELIK JAN ENERGY CORSE / IAME / VEGA		BORSCH RACING	15	589	VLASAK LIBOR IPK / TM KART / VEGA		IPK FACTORY TEAM	30 th
27 th	602	GORE AXEL KR / IAME / VEGA		TEAM DRIVER RACING KART	14	536	SEDEK JAN HENZA KART / TM KART / VEGA		MP ACADEMY GAMOTO	28 th
25 th	595	NAPPI CHRISTIAN KR / IAME / VEGA		GPM RACING KART	13	578	MONTANARI MATTIA ENERGY CORSE / TM KART / VEGA		PROJECT DI SPINOZZI MARINO	26 th
23 th	544	VERBA DANILA PAROLIN / TM KART / VEGA		PAROLIN MOTORSPORT	12	569	LINDEMAN SENN ENERGY CORSE / TM KART / VEGA		PROJECT RACING TEAM ENERGY	24 th
21 th	549	MIRICI ANTONIO LENZOKART / LKE / VEGA		NOVALUX SRL	11	573	CHANG SHUO TING BIRELART / TM KART / VEGA		BIRELART RACING SRL	22 th
19 th	529	IANNONE ANDREA TONY KART / VORTEX / VEGA		TONY KART RACING TEAM	10	519	TOMAEV ALAN PAROLIN / IAME / VEGA		BABYRACE DRIVER ACADEMY	20 th
17 th	572	MOEHRING HENRI TONY KART / VORTEX / VEGA		TONY KART RACING TEAM	9	511	BUGLIONE FRANCESCO PAROLIN / IAME / VEGA		BABYRACE DRIVER ACADEMY	18 th
15 th	518	VEGA ROYCE PAROLIN / IAME / VEGA		BABYRACE DRIVER ACADEMY	8	531	GORUN VICTOR THOMAS TONY KART / VORTEX / VEGA		TONY KART RACING TEAM	16 th
13 th	543	NOVIELLO GIUSEPPE HENZA KART / TM KART / VEGA		MP ACADEMY GAMOTO	7	568	MUIJS CEES ENERGY CORSE / TM KART / VEGA		PROJECT RACING TEAM ENERGY	14 th
11 th	541	HEDFORS ELTON PAROLIN / TM KART / VEGA		PAROLIN MOTORSPORT	6	558	KOVTUNENKO PLATON ENERGY CORSE / IAME / VEGA		BORSCH RACING	12 th
9 th	552	LAITINEN LEO TGROUPO / TM KART / VEGA		CRG RACING TEAM	5	557	FELDE MAX TONYKART / TM KART / VEGA		WARD RACING	10 th
7 th	540	LOOMETS MARK HENZA KART / TM KART / VEGA		MP ACADEMY GAMOTO	4	571	COLUCCI EDOARDO PAROLIN / TM KART / VEGA		LA MOTORSPORT	8 th
5 th	533	POUJOL JEAN ANDRE RAYMOND TONY KART / VORTEX / VEGA		TONY KART RACING TEAM	3	551	IANNI ANTONIO TONY KART / TM KART / VEGA		WARD RACING	6 th
3 rd	522	KOSTRZEWA BLAZEJ KR / IAME / VEGA		TEAM DRIVER RACING KART	2	553	REA ACHILLE TGROUPO / TM KART / VEGA		CRG RACING TEAM	4 th
1 st	521	PERICO NICCOLO' KR / IAME / VEGA		TEAM DRIVER RACING KART	1	513	RATAJSKI STAN PAROLIN / IAME / VEGA		BABYRACE DRIVER ACADEMY	2 nd

POLE POSITION



Start : 09/02 - 10:20 8 Laps = 13.360 km

Timing 

Race Director



Super Master Series Rnd 2 - Sarno (ITA) 06-09/02/2025



Mini Gr.3

Eliminatory Heats (QH) Results

Document 23 OFFICIAL

Rnk	No.	Entrant	Nation	Driver	Nation	Equipment	QP	A-B	C-D	A-C	B-D	A-D	B-C	Points	Group
1	521	TEAM DRIVER RACING KART	ITA	PERICO NICCOLO'	ITA	KR / IAME / VEGA	7	-	8	0	-	-	0	8	A
2	570	DR SRL	ITA	LAZARO XAVIER	POR	DR / TM KART / VEGA	4	-	0	-	0	11	-	11	B
3	513	BABYRACE DRIVER ACADEMY	ITA	RATAJSKI STAN	ITA	PAROLIN / IAME / VEGA	9	0	-	9	-	8	-	17	A
4	547	NOVALUX SRL	ITA	MOSCARDI DAVID	ITA	LENZOKART / LKE / VEGA	5	9	-	10	-	0	-	19	B
5	522	TEAM DRIVER RACING KART	ITA	KOSTRZEWA BLAZEJ	POL	KR / IAME / VEGA	3	-	5	13	-	-	5	23	A
6	502	BABYRACE DRIVER ACADEMY	ITA	ROBERTSON MASON	GBR	PAROLIN / IAME / VEGA	12	-	9	-	5	10	-	24	B
7	553	CRG RACING TEAM	ITA	REA ACHILLE	ITA	TGROUP / TM KART / VEGA	1	8	-	5	-	14	-	27	A
8	501	KIDIX DRIVER PERFORMANCE	SWE	DI PIETRANTONIO LORELE	ITA	KR / IAME / VEGA	14	10	-	-	8	-	11	29	B
9	533	TONY KART RACING TEAM	ITA	POUJOL JEAN ANDRE RA	ITA	TONY KART / VORTEX / VEGA	8	-	10	-	15	5	-	30	A
10	504	BABYRACE DRIVER ACADEMY	ITA	NANNI ALESSANDRO	ITA	PAROLIN / IAME / VEGA	10	14	-	-	10	-	9	33	B
11	551	WARD RACING	SWE	IANNI ANTONIO	ITA	TONY KART / TM KART / VEGA	20	-	13	-	11	13	-	37	A
12	515	BABYRACE DRIVER ACADEMY	ITA	NACHAWATI LIAM MAJED	USA	PAROLIN / IAME / VEGA	21	5	-	12	-	20	-	37	B
13	540	MP ACADEMY GAMOTO	ITA	LOOMETS MARK	EST	HENZA KART / TM KART / VEGA	30	15	-	-	9	-	13	37	A
14	528	TEAM DRIVER RACING KART	ITA	CHELIDZE LEON	GEO	KR / IAME / VEGA	34	17	-	-	12	-	10	39	B
15	571	LA MOTORSPORT	ITA	COLUCCI EDOARDO	ITA	PAROLIN / TM KART / VEGA	11	-	22	11	-	-	8	41	A
16	560	LA MOTORSPORT	ITA	D'ASCOLI LUIGI	ITA	PAROLIN / TM KART / VEGA	17	12	-	8	-	22	-	42	B
17	552	CRG RACING TEAM	ITA	LAITINEN LEO	FIN	TGROUP / TM KART / VEGA	2	16	-	-	17	-	15	48	A
18	555	CRG RACING TEAM	ITA	PIRVU ADAM	ROU	TGROUP / TM KART / VEGA	18	13	-	-	18	-	17	48	B
19	557	WARD RACING	SWE	FELDE MAX	GER	TONYKART / TM KART / VEGA	23	-	15	14	-	-	19	48	A
20	575	KIDIX DRIVER PERFORMANCE	SWE	PELFRENE TEO	ITA	KR / IAME / VEGA	13	11	-	16	-	25	-	52	B
21	541	PAROLIN MOTORSPORT	ITA	HEDFORS ELTON	SWE	PAROLIN / TM KART / VEGA	16	-	11	-	32	9	-	52	A
22	576	ENERGY CORSE SRL	ITA	KOSTECKI JAY	AUS	ENERGY CORSE / TM KART / VEGA	45	21	-	19	-	12	-	52	B
23	558	BORSCH RACING	UKR	KOVTUNENKO PLATON	UKR	ENERGY CORSE / IAME / VEGA	29	18	-	17	-	18	-	53	A
24	545	PAROLIN MOTORSPORT	ITA	BRAGEOT MATTIS	ITA	PAROLIN / TM KART / VEGA	22	20	-	-	20	-	14	54	B
25	543	MP ACADEMY GAMOTO	ITA	NOVIELLO GIUSEPPE	ITA	HENZA KART / TM KART / VEGA	25	22	-	18	-	15	-	55	A
26	514	BABYRACE DRIVER ACADEMY	ITA	TUZUNER CAN GUNFER	TUR	PAROLIN / IAME / VEGA	36	-	19	-	14	23	-	56	B
27	568	SPINOPROJECT RACING TEAM	ITA	MUIJS CEES	NED	ENERGY CORSE / TM KART / VEGA	48	-	18	-	24	16	-	58	A
28	510	BABYRACE DRIVER ACADEMY	ITA	WILLIAMS HARRY OLIVE	GBR	PAROLIN / IAME / VEGA	15	-	17	23	-	-	20	60	B
29	518	BABYRACE DRIVER ACADEMY	ITA	VEGA ROYCE	USA	PAROLIN / IAME / VEGA	38	23	-	-	21	-	16	60	A
30	597	KALI KART RACING	ITA	PATTISON COLBE	GBR	TGROUP / TM KART / VEGA	41	19	-	20	-	21	-	60	B
31	531	TONY KART RACING TEAM	ITA	GORUN VICTOR THOMAS	USA	TONY KART / VORTEX / VEGA	42	35	-	-	13	-	12	60	A
32	503	BABYRACE DRIVER ACADEMY	ITA	DI FILIPPO DAVIDE	ITA	PAROLIN / IAME / VEGA	19	-	12	15	-	-	36	63	B
33	572	TONY KART RACING TEAM	ITA	MOEHRING HENRI	GER	TONY KART / VORTEX / VEGA	37	24	-	22	-	17	-	63	A
34	534	TONY KART RACING TEAM	ITA	MANZANO SUAREZ MIGUEL	MEX	TONY KART / VORTEX / VEGA	40	-	29	-	16	19	-	64	B
35	511	BABYRACE DRIVER ACADEMY	ITA	BUGLIONE FRANCESCO	ITA	PAROLIN / IAME / VEGA	26	25	-	-	19	-	22	66	A
36	582	DI POTO LUIGI	ITA	BUFFO ANDREA	ITA	PAROLIN / IAME / VEGA	51	-	26	24	-	-	18	68	B
37	529	TONY KART RACING TEAM	ITA	IANNONE ANDREA	ITA	TONY KART / VORTEX / VEGA	27	-	20	21	-	-	28	69	A
38	594	BABYRACE DRIVER ACADEMY	ITA	YOON ISAAC	KOR	PAROLIN / IAME / VEGA	28	-	14	-	33	24	-	71	B
39	519	BABYRACE DRIVER ACADEMY	ITA	TOMAEV ALAN	ISR	PAROLIN / IAME / VEGA	31	-	23	31	-	-	21	75	A
40	530	TONY KART RACING TEAM	ITA	MULLER TIBERIUS PAUL	GER	TONY KART / VORTEX / VEGA	58	27	-	-	23	-	26	76	B
41	549	NOVALUX SRL	ITA	MIRICI ANTONIO	ITA	LENZOKART / LKE / VEGA	47	-	24	27	-	-	27	78	A
42	520	BABYRACE DRIVER ACADEMY	ITA	GESSESSE BWANA	KEN	PAROLIN / IAME / VEGA	59	-	30	25	-	-	23	78	B





Mini Gr.3

Eliminatory Heats (QH) Results

Document 23 OFFICIAL

Rnk	No.	Entrant	Nation	Driver	Nation	Equipment	QP	A-B	C-D	A-C	B-D	A-D	B-C	Points	Group
43	573	BIRELART RACING SRL	ITA	CHANG SHUO TING	TPE	BIRELART / TM KART / VEGA	43	-	21	33	-	-	25	79	A
44	517	SM RACING	GBR	MAZEPIN STEPAN	///	GILLARD / TM KART / VEGA	6	28	-	-	30	-	24	82	B
45	544	PAROLIN MOTORSPORT	ITA	VERBA DANILA	///	PAROLIN / TM KART / VEGA	32	-	25	-	31	28	-	84	A
46	598	KALI KART RACING	ITA	TONNA AYRTON	MLT	TGROUP / TM KART / VEGA	35	-	27	26	-	-	31	84	B
47	569	SPINOPROJECT RACING TEAM	ITA	LINDEMAN SENN	NER	ENERGY CORSE / TM KART / VEGA	44	-	16	-	35	34	-	85	A
48	587	MP ACADEMY GAMOTO	ITA	GUGO VLADIMIR	///	HENZA KART / TM KART / VEGA	56	-	28	-	26	31	-	85	B
49	595	GPM RACING KART	ITA	NAPPI CHRISTIAN	ITA	KR / IAME / VEGA	24	-	35	-	22	30	-	87	A
50	509	BABYRACE DRIVER ACADEMY	ITA	MIR ATIQA ASIF	IND	PAROLIN / IAME / VEGA	33	26	-	35	-	27	-	88	B
51	578	SPINOPROJECT DI SPINOZZI	ITA	MONTANARI MATTIA	ITA	ENERGY CORSE / TM KART / VEGA	49	33	-	29	-	26	-	88	A
52	574	BIRELART RACING SRL	ITA	GALIMBERTI EDOARDO	ITA	BIRELART / TM KART / VEGA	54	29	-	-	29	-	30	88	B
53	602	TEAM DRIVER RACING KART	ITA	GORE AXEL	SWE	KR / IAME / VEGA	50	31	-	-	25	-	33	89	A
54	590	IPK FACTORY TEAM	CZE	MIKES PETR	CZE	IPK / TM KART / VEGA	52	-	32	-	28	29	-	89	B
55	536	MP ACADEMY GAMOTO	ITA	SEDEK JAN	SUI	HENZA KART / TM KART / VEGA	53	30	-	28	-	32	-	90	A
56	505	BABYRACE DRIVER ACADEMY	ITA	CORSI TOMMASO	ITA	PAROLIN / IAME / VEGA	60	-	31	-	27	33	-	91	B
57	559	BORSCH RACING	UKR	GARDZIELIK JAN	POL	ENERGY CORSE / IAME / VEGA	46	34	-	-	34	-	29	97	A
58	588	MP ACADEMY GAMOTO	ITA	MAKSUD EMIR	///	HENZA KART / TM KART / VEGA	57	32	-	30	-	35	-	97	B
59	589	IPK FACTORY TEAM	CZE	VLASAK LIBOR	CZE	IPK / TM KART / VEGA	39	-	33	34	-	-	32	99	A
60	526	TEAM DRIVER RACING KART	ITA	CAPODIFERRO CARMINE	ITA	KR / IAME / VEGA	55	-	34	32	-	-	34	100	B



Mini Gr.3

Eliminatory Heat B-C Results

Document 22.1 OFFICIAL

Rnk	No.	Entrant	Nation	Driver	Nation	Equipment	Laps	Time	Gap	Interv.	Best lap	Penalty	Points
1	▲ ³	521	ITA	PERICO NICCOLO'	ITA	KR / IAME / VEGA	6	8:05.813			1:20.376		0
2	▬	522	ITA	KOSTRZEWA BLAZEJ	POL	KR / IAME / VEGA	6	8:06.185	0.372	0.372	1:20.475		5
3	▲ ³	571	ITA	COLUCCI EDOARDO	ITA	PAROLIN / TM KART / VEGA	6	8:08.017	2.204	1.832	1:20.083		8
4	▲ ¹	504	ITA	NANNI ALESSANDRO	ITA	PAROLIN / IAME / VEGA	6	8:06.295	5.482	3.278	1:19.532	+5.000	9
5	▲ ¹²	528	ITA	CHELIDZE LEON	GEO	KR / IAME / VEGA	6	8:12.093	6.280	0.798	1:20.822		10
6	▲ ¹	501	SWE	DI PIETRANTONIO LOREN	ITA	KR / IAME / VEGA	6	8:12.934	7.121	0.841	1:21.162		11
7	▲ ¹⁴	531	ITA	GORUN VICTOR THOMAS	USA	TONY KART / VORTEX / VEGA	6	8:13.018	7.205	0.084	1:19.979		12
8	▲ ⁷	540	ITA	LOOMETS MARK	EST	HENZA KART / TM KART / VEGA	6	8:13.635	7.822	0.617	1:20.953		13
9	▲ ²	545	ITA	BRAGEOT MATTIS	FRA	PAROLIN / TM KART / VEGA	6	8:15.734	9.921	2.099	1:20.423		14
10	▼ ⁹	552	ITA	LAITINEN LEO	FIN	TGROUP / TM KART / VEGA	6	8:17.545	11.732	1.811	1:20.935		15
11	▲ ⁸	518	ITA	VEGA ROYCE	USA	PAROLIN / IAME / VEGA	6	8:17.596	11.783	0.051	1:21.232		16
12	▼ ³	555	ITA	PIRVU ADAM	ROU	TGROUP / TM KART / VEGA	6	8:17.915	12.102	0.319	1:21.589		17
13	▲ ¹³	582	ITA	BUFFO ANDREA	ITA	PAROLIN / IAME / VEGA	6	8:17.988	12.175	0.073	1:21.362		18
14	▼ ²	557	SWE	FELDE MAX	GER	TONYKART / TM KART / VEGA	6	8:14.928	14.115	1.940	1:21.080	+5.000	19
15	▼ ⁷	510	ITA	WILLIAMS HARRY OLIVER	GBR	PAROLIN / IAME / VEGA	6	8:19.996	14.183	0.068	1:20.410		20
16	▬	519	ITA	TOMAEV ALAN	ISR	PAROLIN / IAME / VEGA	6	8:21.308	15.495	1.312	1:20.813		21
17	▼ ⁴	511	ITA	BUGLIONE FRANCESCO	ITA	PAROLIN / IAME / VEGA	6	8:16.944	16.131	0.636	1:21.007	+5.000	22
18	▲ ¹²	520	ITA	GESSESSE BWANA	KEN	PAROLIN / IAME / VEGA	6	8:23.815	18.002	1.871	1:21.555		23
19	▼ ¹⁶	517	GBR	MAZEPIN STEPAN	///	GILLARD / TM KART / VEGA	6	8:24.112	18.299	0.297	1:21.365		24
20	▲ ²	573	ITA	CHANG SHUO TING	TPE	BIRELART / TM KART / VEGA	6	8:24.174	18.361	0.062	1:21.967		25
21	▲ ⁸	530	ITA	MULLER TIBERIUS PAUL	GER	TONY KART / VORTEX / VEGA	6	8:25.821	20.008	1.647	1:21.408		26
22	▲ ²	549	ITA	MIRICI ANTONIO	ITA	LENZOKART / LKE / VEGA	6	8:25.872	20.059	0.051	1:22.356		27
23	▼ ⁹	529	ITA	IANNONE ANDREA	ITA	TONY KART / VORTEX / VEGA	6	8:21.748	20.935	0.876	1:21.252	+5.000	28
24	▼ ¹	559	UKR	GARDZIELIK JAN	POL	ENERGY CORSE / IAME / VEGA	6	8:22.531	21.718	0.783	1:20.691	+5.000	29
25	▲ ²	574	ITA	GALIMBERTI EDOARDO	ITA	BIRELART / TM KART / VEGA	6	8:28.651	22.838	1.120	1:22.476		30
26	▼ ⁸	598	ITA	TONNA AYRTON	MLT	TGROUP / TM KART / VEGA	6	8:27.811	24.998	2.160	1:21.955	+3.000	31
27	▼ ⁷	589	CZE	VLASAK LIBOR	CZE	IPK / TM KART / VEGA	6	8:38.761	37.948	12.950	1:22.171	+5.000	32
28	▼ ³	602	ITA	GORE AXEL	SWE	KR / IAME / VEGA	6	8:44.630	38.817	0.869	1:22.184		33
29	▼ ¹	526	ITA	CAPODIFERRO CARMINE	ITA	KR / IAME / VEGA	6	8:54.507	53.694	14.877	1:25.518	+5.000	34

No.504 NANNI ALESSANDRO : 5 Sec for Front Fairing not in the correct position. Secondo le decisioni degli steward N° 115.
 No.557 FELDE MAX : 5 Sec for Front Fairing not in the correct position. Secondo le decisioni degli steward N° 117.
 No.511 BUGLIONE FRANCESCO : 5 Sec for Front Fairing not in the correct position. Secondo le decisioni degli steward N° 116.
 No.529 IANNONE ANDREA : 5 Sec for Front Fairing not in the correct position. Secondo le decisioni degli steward N° 119.
 No.559 GARDZIELIK JAN : 5 Sec for Front Fairing not in the correct position. Secondo le decisioni degli steward N° 118.
 No.598 TONNA AYRTON : 3 Sec for causing a collision. Secondo le decisioni degli steward N° 135.
 No.589 VLASAK LIBOR : 5 Sec for Front Fairing not in the correct position. Secondo le decisioni degli steward N° 120.
 No.526 CAPODIFERRO CARMINE : No Respect Starting Procedure

Not Classified														
		503	BABYRACE DRIVER ACADEMY	ITA	DI FILIPPO DAVIDE	ITA	PAROLIN / IAME / VEGA					DNS		36

Leaders : No.522 KOSTRZEWA BLAZEJ (1-3) / No.521 PERICO NICCOLO' (4-6)

Start Time : 08/02 - 14:48:56 / Flag Time : 14:56:57 / End Time : 14:57:50

Best lap : No.504 NANNI ALESSANDRO 1:19.532 75.59 kph

Weather : Overcast Air : 13°C Track : Wet

Event Record : No.504 NANNI ALESSANDRO 1:05.626 91.61 kph

No.552	00:14	No.526	INVEST	02:07	Lap 1	No.526	+5s	03:22	Lap 2
--------	-------	--------	--------	-------	-------	--------	-----	-------	-------

Chairman of the Panel Steward Steward



DOCUMENT N° 135

**DECISIONE DEI COMMISSARI SPORTIVI
STEWARDS' DECISION**

PENALITA INFLITTA AL CONCORRENTE (NOME): **KALI KART RACING**
PENALTY INFLICTED UPON THE ENTRANT (NAME):

NAZIONALITA / NATIONALITY: **ITA**

No.: **598** PILOTA : **TONNA AYRTON**
No.: DRIVER :

Parte dell'evento: **Mini Gr.3 - Eliminary Heat B-C**
Concerns the part of the event:

DECISIONE / STATEMENT

3 Sec.

MOTIVAZIONE / REASON:

The Stewards having received a report from a Judge of Fact in the Race Control (Doc n° 18), having examined this report, summoned and heard the Driver and Entrant concerned (Summon n° 127), have considered the following matter, determine the following:

In the session concerned, the above-mentioned Driver caused a collision with kart n°589 in Lap 2 at MP 5. After this manoeuvre Kart 589 lost position(s).

This fact is a violation against Art. 31 and 33 of the RDSSKarting 2025

The Stewards impose this penalty according to Art. 31 and 33 - K) of the RDSSKarting 2025 and Art. 216 bis of the RSN 2025

The Competitor is reminded that in accordance with Art. 215 bis of the RSN 2024, the above penalty is not susceptible to appeal.

**Decisione annunciata
Decision announced**

Data / Date: **08/02/2025**

Ora /Time: **16:32**

Nome / Name

Firma / Signature

Presidente del Collegio / Chairman of the Panel:

Oronzo DI BARI (ITA)

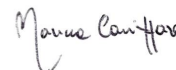


Membri del Collegio / Members of the Panel:

Luigi SCARANO (ITA)



Marina CANNIZZARO (ITA)



NOTIFICAZIONE AL CONCORRENTE / NOTIFICATION TO THE RELEVANT ENTRANT

Io sottoscritto:

I undersigned: Nome Cognome / personal name

Rappresentante del Concorrente: **KALI KART RACING**

Representing the Entrant: Nome del Concorrente / Entrant's name

Certifico che sono stato informato del documento No. **135** dai Commissari Sportivi dell'Evento.
Certify that I have been notified of document No. by the Stewards of the Meeting.

Data / Date:

Ora /Time:

Firma / Signature:



DOCUMENT N° **120**

DECISIONE DEI COMMISSARI SPORTIVI
STEWARDS' DECISION

PENALITA INFLITTA AL CONCORRENTE (NOME): **IPK FACTORY TEAM**
PENALTY INFLICTED UPON THE ENTRANT (NAME):

NAZIONALITA / NATIONALITY: **CZE**

No.: **589** PILOTA : **VLASAK LIBOR**
No.: DRIVER :

Parte dell'evento: **Mini Gr.3 - Eliminary Heat B-C**
Concerns the part of the event:

DECISIONE / STATEMENT

5 Sec.

MOTIVAZIONE / REASON:

The Stewards having received a report from a Judge of Fact in the Technical Delegate (Doc n°96), having examined this report, have considered the following matter, determine the following:

__In the session concerned, the above-mentioned Driver was found with his Front Fairing in an incorrect position when the Chequered Flag was waved and he crossed the Finish Line.

__This fact is a violation against Art. 24 and 24.3 of the 2025 RDSK.

__The Stewards impose this penalty according to Art. 33.X of the 2025 RDSK, Art. 2.24 of the 2025 CIK-FIA General Prescriptions and Art. 12.4 of the 2025 FIA International Sporting Code.

__The Competitor is reminded that in accordance with Art. 24.3 of the 2025 RDSK, the above penalty is not susceptible to appeal.

Decisione annunciata
Decision announced

Data / Date: **08/02/2025**

Ora /Time: **15:25**

Nome / Name

Firma / Signature

Presidente del Collegio / Chairman of the Panel:

Oronzo DI BARI (ITA)

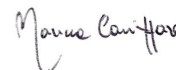


Membri del Collegio / Members of the Panel:

Luigi SCARANO (ITA)



Marina CANNIZZARO (ITA)



NOTIFICAZIONE AL CONCORRENTE / NOTIFICATION TO THE RELEVANT ENTRANT

Io sottoscritto:

I undersigned: Nome Cognome / personal name

Rappresentante del Concorrente: **IPK FACTORY TEAM**

Representing the Entrant: Nome del Concorrente / Entrant's name

Certifico che sono stato informato del documento No. **120** dai Commissari Sportivi dell'Evento.
Certify that I have been notified of document No. by the Stewards of the Meeting.

Data / Date:

Ora /Time:

Firma / Signature:



DOCUMENT N° 119

**DECISIONE DEI COMMISSARI SPORTIVI
STEWARDS' DECISION**

PENALITA INFLITTA AL CONCORRENTE (NOME): **TONY KART RACING TEAM**
PENALTY INFLICTED UPON THE ENTRANT (NAME):

NAZIONALITA / NATIONALITY: **ITA**

No.: **529** PILOTA : **IANNONE ANDREA**
No.: DRIVER :

Parte dell'evento: **Mini Gr.3 - Eliminary Heat B-C**
Concerns the part of the event:

DECISIONE / STATEMENT

5 Sec.

MOTIVAZIONE / REASON:

The Stewards having received a report from a Judge of Fact in the Technical Delegate (Doc n°95), having examined this report, have considered the following matter, determine the following:

__In the session concerned, the above-mentioned Driver was found with his Front Fairing in an incorrect position when the Chequered Flag was waved and he crossed the Finish Line.

__This fact is a violation against Art. 24 and 24.3 of the 2025 RDSK.

__The Stewards impose this penalty according to Art. 33.X of the 2025 RDSK, Art. 2.24 of the 2025 CIK-FIA General Prescriptions and Art. 12.4 of the 2025 FIA International Sporting Code.

__The Competitor is reminded that in accordance with Art. 24.3 of the 2025 RDSK, the above penalty is not susceptible to appeal.

**Decisione annunciata
Decision announced**

Data / Date: **08/02/2025**

Ora /Time: **15:24**

Nome / Name

Firma / Signature

Presidente del Collegio / Chairman of the Panel:

Oronzo DI BARI (ITA)




Membri del Collegio / Members of the Panel:

Luigi SCARANO (ITA)



Marina CANNIZZARO (ITA)



NOTIFICAZIONE AL CONCORRENTE / NOTIFICATION TO THE RELEVANT ENTRANT

Io sottoscritto:

I undersigned: Nome Cognome / personal name

Rappresentante del Concorrente: **TONY KART RACING TEAM**

Representing the Entrant: Nome del Concorrente / Entrant's name

Certifico che sono stato informato del documento No. **119** dai Commissari Sportivi dell'Evento.
Certify that I have been notified of document No. by the Stewards of the Meeting.

Data / Date:

Ora /Time:

Firma / Signature:



DOCUMENT N° **118**

DECISIONE DEI COMMISSARI SPORTIVI
STEWARDS' DECISION

PENALITA INFLITTA AL CONCORRENTE (NOME): **BORSCH RACING**
PENALTY INFLICTED UPON THE ENTRANT (NAME):

NAZIONALITA / NATIONALITY: **UKR**

No.: **559** PILOTA : **GARDZIELIK JAN**
No.: DRIVER :

Parte dell'evento: **Mini Gr.3 - Eliminary Heat B-C**
Concerns the part of the event:

DECISIONE / STATEMENT

5 Sec.

MOTIVAZIONE / REASON:

The Stewards having received a report from a Judge of Fact in the Technical Delegate (Doc n°94), having examined this report, have considered the following matter, determine the following:

__In the session concerned, the above-mentioned Driver was found with his Front Fairing in an incorrect position when the Chequered Flag was waved and he crossed the Finish Line.

__This fact is a violation against Art. 24 and 24.3 of the 2025 RDSK.

__The Stewards impose this penalty according to Art. 33.X of the 2025 RDSK, Art. 2.24 of the 2025 CIK-FIA General Prescriptions and Art. 12.4 of the 2025 FIA International Sporting Code.

__The Competitor is reminded that in accordance with Art. 24.3 of the 2025 RDSK, the above penalty is not susceptible to appeal.

Decisione annunciata
Decision announced

Data / Date: **08/02/2025**

Ora /Time: **15:23**

Nome / Name

Firma / Signature

Presidente del Collegio / Chairman of the Panel:

Oronzo DI BARI (ITA)

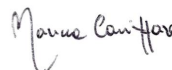


Membri del Collegio / Members of the Panel:

Luigi SCARANO (ITA)



Marina CANNIZZARO (ITA)



NOTIFICAZIONE AL CONCORRENTE / NOTIFICATION TO THE RELEVANT ENTRANT

Io sottoscritto:

I undersigned: Nome Cognome / personal name

Rappresentante del Concorrente: **BORSCH RACING**

Representing the Entrant: Nome del Concorrente / Entrant's name

Certifico che sono stato informato del documento No. **118** dai Commissari Sportivi dell'Evento.
Certify that I have been notified of document No. by the Stewards of the Meeting.

Data / Date:

Ora /Time:

Firma / Signature:



DOCUMENT N° 117

**DECISIONE DEI COMMISSARI SPORTIVI
STEWARDS' DECISION**

PENALITA INFLITTA AL CONCORRENTE (NOME): **WARD RACING**
PENALTY INFLICTED UPON THE ENTRANT (NAME):

NAZIONALITA / NATIONALITY: **SWE**

No.: **557** PILOTA : **FELDE MAX**
No.: DRIVER :

Parte dell'evento: **Mini Gr.3 - Eliminary Heat B-C**
Concerns the part of the event:

DECISIONE / STATEMENT

5 Sec.

MOTIVAZIONE / REASON:

The Stewards having received a report from a Judge of Fact in the Technical Delegate (Doc n°93), having examined this report, have considered the following matter, determine the following:

__In the session concerned, the above-mentioned Driver was found with his Front Fairing in an incorrect position when the Chequered Flag was waved and he crossed the Finish Line.

__This fact is a violation against Art. 24 and 24.3 of the 2025 RDSK.

__The Stewards impose this penalty according to Art. 33.X of the 2025 RDSK, Art. 2.24 of the 2025 CIK-FIA General Prescriptions and Art. 12.4 of the 2025 FIA International Sporting Code.

__The Competitor is reminded that in accordance with Art. 24.3 of the 2025 RDSK, the above penalty is not susceptible to appeal.

**Decisione annunciata
Decision announced**

Data / Date: **08/02/2025**

Ora /Time: **15:23**

Nome / Name

Firma / Signature

Presidente del Collegio / Chairman of the Panel:

Oronzo DI BARI (ITA)

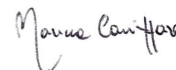


Membri del Collegio / Members of the Panel:

Luigi SCARANO (ITA)



Marina CANNIZZARO (ITA)



NOTIFICAZIONE AL CONCORRENTE / NOTIFICATION TO THE RELEVANT ENTRANT

Io sottoscritto:

I undersigned: Nome Cognome / personal name

Rappresentante del Concorrente: **WARD RACING**

Representing the Entrant: Nome del Concorrente / Entrant's name

Certifico che sono stato informato del documento No. **117** dai Commissari Sportivi dell'Evento.
Certify that I have been notified of document No. by the Stewards of the Meeting.

Data / Date:

Ora /Time:

Firma / Signature:



DOCUMENT N° 116

**DECISIONE DEI COMMISSARI SPORTIVI
STEWARDS' DECISION**

PENALITA INFLITTA AL CONCORRENTE (NOME):
PENALTY INFLICTED UPON THE ENTRANT (NAME):

BABYRACE DRIVER ACADEMY

NAZIONALITA / NATIONALITY:

ITA

No.: **511**
No.:

PILOTA :
DRIVER :

BUGLIONE FRANCESCO

Parte dell'evento:
Concerns the part of the event:

Mini Gr.3 - Eliminary Heat B-C

DECISIONE / STATEMENT

5 Sec.

MOTIVAZIONE / REASON:

The Stewards having received a report from a Judge of Fact in the Technical Delegate (Doc n°92), having examined this report, have considered the following matter, determine the following:

___ In the session concerned, the above-mentioned Driver was found with his Front Fairing in an incorrect position when the Chequered Flag was waved and he crossed the Finish Line.

___ This fact is a violation against Art. 24 and 24.3 of the 2025 RDSK.

___ The Stewards impose this penalty according to Art. 33.X of the 2025 RDSK, Art. 2.24 of the 2025 CIK-FIA General Prescriptions and Art. 12.4 of the 2025 FIA International Sporting Code.

___ The Competitor is reminded that in accordance with Art. 24.3 of the 2025 RDSK, the above penalty is not susceptible to appeal.

**Decisione annunciata
Decision announced**

Data / Date: **08/02/2025**

Ora /Time: **15:22**

Nome / Name

Firma / Signature

Presidente del Collegio / Chairman of the Panel:

Oronzo DI BARI (ITA)

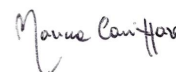


Membri del Collegio / Members of the Panel:

Luigi SCARANO (ITA)



Marina CANNIZZARO (ITA)



NOTIFICAZIONE AL CONCORRENTE / NOTIFICATION TO THE RELEVANT ENTRANT

Io sottoscritto:

I undersigned: Nome Cognome / personal name

Rappresentante del Concorrente: **BABYRACE DRIVER ACADEMY**

Representing the Entrant: Nome del Concorrente / Entrant's name

Certifico che sono stato informato del documento No.

116

dai Commissari Sportivi dell'Evento.

Certify that I have been notified of document No.

by the Stewards of the Meeting.

Data / Date:

Ora /Time:

Firma / Signature:



DOCUMENT N° 115

**DECISIONE DEI COMMISSARI SPORTIVI
STEWARDS' DECISION**

PENALITA INFLITTA AL CONCORRENTE (NOME):
PENALTY INFLICTED UPON THE ENTRANT (NAME):

BABYRACE DRIVER ACADEMY

NAZIONALITA / NATIONALITY:

ITA

No.: **504**
No.:

PILOTA :
DRIVER :

NANNI ALESSANDRO

Parte dell'evento:
Concerns the part of the event:

Mini Gr.3 - Eliminary Heat B-C

DECISIONE / STATEMENT

5 Sec.

MOTIVAZIONE / REASON:

The Stewards having received a report from a Judge of Fact in the Technical Delegate (Doc n°91), having examined this report, have considered the following matter, determine the following:

__In the session concerned, the above-mentioned Driver was found with his Front Fairing in an incorrect position when the Chequered Flag was waved and he crossed the Finish Line.

__This fact is a violation against Art. 24 and 24.3 of the 2025 RDSK.

__The Stewards impose this penalty according to Art. 33.X of the 2025 RDSK, Art. 2.24 of the 2025 CIK-FIA General Prescriptions and Art. 12.4 of the 2025 FIA International Sporting Code.

__The Competitor is reminded that in accordance with Art. 24.3 of the 2025 RDSK, the above penalty is not susceptible to appeal.

**Decisione annunciata
Decision announced**

Data / Date: **08/02/2025**

Ora /Time: **15:22**

Nome / Name

Firma / Signature

Presidente del Collegio / Chairman of the Panel:

Oronzo DI BARI (ITA)

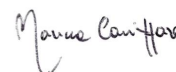


Membri del Collegio / Members of the Panel:

Luigi SCARANO (ITA)



Marina CANNIZZARO (ITA)



NOTIFICAZIONE AL CONCORRENTE / NOTIFICATION TO THE RELEVANT ENTRANT

Io sottoscritto:

I undersigned: Nome Cognome / personal name

Rappresentante del Concorrente: **BABYRACE DRIVER ACADEMY**

Representing the Entrant: Nome del Concorrente / Entrant's name

Certifico che sono stato informato del documento No. **115**
Certify that I have been notified of document No.

dai Commissari Sportivi dell'Evento.
by the Stewards of the Meeting.

Data / Date:

Ora /Time:

Firma / Signature:



WSK Super Master Series

INTERNATIONAL CIRCUIT NAPOLI

6 - 9 FEBRUARY 2025

MINI GR3



Mini Gr.3

Eliminatory Heat B-C Lap Chart

For information purposes. No official / regulatory value

	1	2	3	4	5	6	7	8	9	10	11	12	13	14	15	16	17	18	19	20	21	22	23	24	25	26	27	28	29	30
Grid	552	522	517	521	504	571	501	510	555	503	545	557	511	529	540	519	528	598	518	589	531	573	559	549	602	582	574	526	530	520
Start	552	517	522	504	521	501	571	555	510	545	529	511	557	519	540	598	582	528	518	531	573	549	559	589	602	520	526	574	530	
Lap 1 Interval	522	521 0.1	504 2.3	501 0.5	571 0.1	552 0.4	528 0.3	510 0.1	555 0.3	557 0.1	540 0.5	529 0.2	582 0.3	511 0.4	545 0.1	518 0.3	573 0.1	531 0.1	517 0.2	559 0.4	519 0.0	549 0.1	598 0.3	589 0.0	530 0.1	574 0.3	526 0.5	520 0.2	602 3.0	
Lap 2	522	521 0.4	504 2.2	571 0.7	501 0.5	528 0.9	552 0.7	557 0.2	540 0.2	555 0.2	529 0.2	582 0.7	511 0.0	545 0.0	518 0.2	531 0.0	559 1.0	517 0.4	519 1.1	573 0.1	510 0.0	549 0.2	520 0.2	574 1.4	598 1.1	526 0.4	530 0.4	602 1.1	589 7.9	
Lap 3	522	521 0.0	504 2.3	571 0.7	501 1.3	528 0.6	552 1.2	540 0.0	557 0.5	555 0.5	529 0.2	511 0.3	531 0.0	545 0.2	582 0.6	518 0.0	559 1.4	517 0.2	510 0.2	519 1.7	520 0.4	573 0.3	549 0.2	574 0.8	598 0.3	530 1.4	574 2.1	602 4.7	589 2.4	
Lap 4	521	522 0.1	504 1.9	571 0.5	501 2.3	528 0.2	552 1.1	540 0.0	557 0.8	531 0.6	555 0.1	529 0.2	545 0.1	511 1.1	518 0.0	582 0.6	510 3.4	519 0.9	559 0.0	573 0.0	520 0.2	549 0.0	517 0.5	598 0.3	574 0.1	530 0.7	602 3.0	526 8.0	589 0.2	
Lap 5	521	522 0.2	504 1.0	571 0.8	528 3.3	501 0.1	540 1.2	531 0.5	557 0.9	552 1.3	545 0.1	555 0.3	511 0.2	518 0.4	582 0.2	510 2.9	519 0.9	529 0.0	520 1.1	559 0.2	573 0.3	517 0.5	549 0.2	598 0.6	574 0.0	530 0.1	589 12.7	602 5.8	526 5.4	
Lap 6	521	522 0.3	504 0.1	571 1.7	528 4.0	501 0.8	531 0.0	540 0.6	557 1.2	545 0.8	511 1.2	552 0.6	518 0.0	555 0.3	582 0.0	510 2.0	519 1.3	529 0.4	559 0.7	520 1.2	517 0.2	573 0.0	530 1.6	549 0.0	598 1.9	574 0.8	589 10.1	602 5.8	526 9.8	

Timing

Race Director





Mini Gr.3

Eliminatory Heat B-C Analysis

For information purposes. No official / regulatory value

Laps	Sector 1	Sector 2	Sector 3	Spd	Lap Time
No.501 DI PIETRANTONIO LORENZO					
1	28.640	32.766	22.379	99	1:23.785
2	26.670	32.536	22.327	99	1:21.533
3	26.573	32.288	22.468	99	1:21.329
4	26.488	32.449	22.439	99	1:21.376
5	26.785	32.049	22.328	100	1:21.162
6	26.301	32.012	23.557	93	1:21.870

Laps	Sector 1	Sector 2	Sector 3	Spd	Lap Time
No.504 NANNI ALESSANDRO					
1	28.584	32.761	21.920	103	1:23.265
2	26.768	32.253	21.843	102	1:20.864
3	26.454	31.984	22.084	102	1:20.522
4	26.440	32.086	21.951	103	1:20.477
5	26.191	31.709	21.917	103	1:19.817
6	25.959	31.630	21.943	104	1:19.532

Laps	Sector 1	Sector 2	Sector 3	Spd	Lap Time
No.510 WILLIAMS HARRY OLIVER					
1	29.046	33.236	22.394	104	1:24.676
2	26.565	32.786	27.927	99	1:27.278
3	26.622	32.136	22.338	103	1:21.096
4	26.613	34.234	22.787	102	1:23.634
5	26.335	32.093	22.489	103	1:20.917
6	26.351	31.970	22.089	103	1:20.410

Laps	Sector 1	Sector 2	Sector 3	Spd	Lap Time
No.511 BUGLIONE FRANCESCO					
1	29.257	34.888	22.566	100	1:26.711
2	26.591	32.657	22.608	100	1:21.856
3	26.878	32.353	22.161	101	1:21.392
4	26.478	33.633	22.375	102	1:22.486
5	26.288	32.111	22.996	101	1:21.395
6	26.355	32.384	22.268	100	1:21.007

Laps	Sector 1	Sector 2	Sector 3	Spd	Lap Time
No.517 MAZEPIN STEPAN					
1	29.936	35.130	23.067	102	1:28.133
2	27.213	32.929	22.587	101	1:22.729
3	26.839	32.748	22.616	101	1:22.203
4	26.707	33.849	25.303	101	1:25.859
5	26.918	32.442	22.707	101	1:22.067
6	26.464	32.411	22.490	100	1:21.365

Laps	Sector 1	Sector 2	Sector 3	Spd	Lap Time
No.518 VEGA ROYCE					
1	29.511	34.462	22.838	102	1:26.811
2	27.026	32.003	22.605	103	1:21.634
3	27.092	32.587	22.436	105	1:22.115
4	26.690	32.225	22.573	103	1:21.488
5	26.430	32.073	23.258	102	1:21.761
6	26.378	32.451	22.403	100	1:21.232

Laps	Sector 1	Sector 2	Sector 3	Spd	Lap Time
No.519 TOMAEV ALAN					
1	30.046	34.494	23.613	100	1:28.153
2	27.177	32.543	23.617	99	1:23.337
3	27.449	32.724	22.824	100	1:22.997
4	26.482	32.417	23.937	101	1:22.836
5	26.232	31.953	22.704	100	1:20.889
6	26.355	32.002	22.456	101	1:20.813

Laps	Sector 1	Sector 2	Sector 3	Spd	Lap Time
No.520 GESSESSE BWANA					
1	32.592	33.525	22.641	102	1:28.758
2	26.906	32.913	22.438	102	1:22.257

Laps	Sector 1	Sector 2	Sector 3	Spd	Lap Time
3	26.965	32.724	23.079	101	1:22.768
4	26.588	32.085	24.183	103	1:22.856
5	26.909	31.967	22.679	100	1:21.555
6	26.194	31.748	24.273	100	1:22.215

Laps	Sector 1	Sector 2	Sector 3	Spd	Lap Time
No.521 PERICO NICCOLO'					
1	26.434	32.322	22.078	105	1:20.834
2	26.588	32.205	22.217	104	1:21.010
3	26.006	32.187	22.201	105	1:20.394
4	26.252	32.237	22.332	103	1:20.821
5	26.040	32.161	22.314	102	1:20.515
6	26.077	32.074	22.225	102	1:20.376

Laps	Sector 1	Sector 2	Sector 3	Spd	Lap Time
No.522 KOSTRZEWA BLAZEJ					
1	26.185	32.236	22.366	103	1:20.787
2	26.050	32.254	22.407	103	1:20.711
3	26.100	32.357	22.282	105	1:20.739
4	26.483	32.224	22.297	106	1:21.004
5	26.245	32.077	22.345	104	1:20.667
6	26.067	32.118	22.290	105	1:20.475

Laps	Sector 1	Sector 2	Sector 3	Spd	Lap Time
No.526 CAPODIFERRO CARMINE					
1	30.064	34.536	23.851	102	1:28.451
2	28.022	34.054	23.442	95	1:25.518
3	31.797	34.126	23.932	96	1:29.855
4	28.140	33.563	23.976	100	1:25.679
5	35.652	35.843	23.435	99	1:34.930
6	28.373	33.723	24.476	90	1:26.572

Laps	Sector 1	Sector 2	Sector 3	Spd	Lap Time
No.528 CHELIDZE LEON					
1	28.753	33.001	22.389	106	1:24.143
2	26.503	32.873	22.163	104	1:21.539
3	26.399	32.293	22.348	104	1:21.040
4	26.314	32.382	22.300	105	1:20.996
5	26.464	32.007	22.351	103	1:20.822
6	26.219	32.118	22.800	102	1:21.137

Laps	Sector 1	Sector 2	Sector 3	Spd	Lap Time
No.529 IANNONE ANDREA					
1	29.427	33.869	22.547	102	1:25.843
2	27.037	32.543	22.362	102	1:21.942
3	26.929	32.227	22.705	102	1:21.861
4	26.640	32.567	22.342	103	1:21.549
5	26.417	32.659	28.134	99	1:27.210
6	26.829	32.080	22.343	102	1:21.252

Laps	Sector 1	Sector 2	Sector 3	Spd	Lap Time
No.530 MULLER TIBERIUS PAUL					
1	30.123	34.080	23.215	102	1:27.418
2	27.801	36.463	22.595	101	1:26.859
3	27.454	32.566	22.492	101	1:22.512
4	26.805	32.157	22.446	101	1:21.408
5	26.671	32.702	22.604	102	1:21.977
6	26.801	32.377	22.778	100	1:21.956

Laps	Sector 1	Sector 2	Sector 3	Spd	Lap Time
No.531 GORUN VICTOR THOMAS					
1	29.721	34.439	22.909	102	1:27.069
2	27.113	31.890	22.401	102	1:21.404
3	26.696	32.207	22.122	101	1:21.025
4	26.612	32.038	22.156	101	1:20.806
5	26.079	31.798	22.102	101	1:19.979

Laps	Sector 1	Sector 2	Sector 3	Spd	Lap Time
6	26.043	32.011	22.064	101	1:20.118
No.540 LOOMETS MARK					
1	28.965	33.819	22.560	101	1:25.344
2	26.770	32.582	22.315	102	1:21.667
3	26.508	32.300	22.297	104	1:21.105
4	26.303	32.219	22.431	104	1:20.953
5	26.302	32.304	22.380	101	1:20.986
6	26.233	32.665	22.379	101	1:21.277

Laps	Sector 1	Sector 2	Sector 3	Spd	Lap Time
No.545 BRAGEOT MATTIS					
1	28.983	35.307	22.691	101	1:26.981
2	26.781	32.382	22.566	101	1:21.729
3	27.159	32.202	22.264	101	1:21.625
4	26.591	32.167	22.286	102	1:21.044
5	26.441	32.638	22.841	102	1:21.920
6	26.287	32.012	22.124	101	1:20.423

Laps	Sector 1	Sector 2	Sector 3	Spd	Lap Time
No.549 MIRICI ANTONIO					
1	29.998	34.403	23.342	104	1:27.743
2	27.974	33.022	22.619	103	1:23.615
3	27.849	32.890	22.836	104	1:23.575
4	27.220	32.564	22.572	105	1:22.356
5	27.677	32.524	22.705	104	1:22.906
6	27.302	32.736	22.801	101	1:22.839

Laps	Sector 1	Sector 2	Sector 3	Spd	Lap Time
No.552 LAITINEN LEO					
1	28.961	33.110	22.479	104	1:24.550
2	26.760	33.233	22.651	102	1:22.644
3	26.562	32.422	22.479	103	1:21.463
4	26.149	32.321	22.465	102	1:20.935
5	26.611	33.921	23.370	100	1:23.902
6	26.314	33.021	23.018	96	1:22.353

Laps	Sector 1	Sector 2	Sector 3	Spd	Lap Time
No.555 PIRVU ADAM					
1	28.929	33.181	22.929	104	1:25.039
2	26.745	33.396	22.476	104	1:22.617
3	26.728	32.545	22.611	102	1:21.884
4	26.533	32.580	22.476	103	1:21.589
5	26.519	33.266	22.827	102	1:22.612
6	26.369	33.327	22.532	103	1:22.228

Laps	Sector 1	Sector 2	Sector 3	Spd	Lap Time
No.557 FELDE MAX					
1	28.972	33.418	22.585	100	1:24.975
2	26.933	32.410	22.612		



Mini Gr.3

Eliminatory Heat B-C Analysis

For information purposes. No official / regulatory value

Laps	Sector 1	Sector 2	Sector 3	Spd	Lap Time
2	26.637	32.206	22.022	102	1:20.865
3	26.366	32.116	22.074	102	1:20.556
4	26.246	32.002	22.070	102	1:20.318
5	26.032	31.869	22.182	102	1:20.083
6	26.295	31.892	22.216	101	1:20.403

No.573 CHANG SHUO TING

1	29.323	34.586	22.882	106	1:26.791
2	27.846	33.364	23.179	100	1:24.389
3	27.700	32.983	22.936	103	1:23.619
4	26.637	32.718	22.876	104	1:22.231
5	26.755	33.036	22.632	103	1:22.423
6	26.458	32.716	22.793	99	1:21.967

No.574 GALIMBERTI EDOARDO

1	29.804	34.815	23.248	103	1:27.867
2	28.099	33.434	22.898	101	1:24.431
3	27.037	33.037	22.668	102	1:22.742
4	26.828	33.008	22.640	105	1:22.476
5	27.129	32.964	22.534	105	1:22.627
6	26.980	33.222	24.727	87	1:24.929

No.582 BUFFO ANDREA

1	29.370	33.776	22.770	102	1:25.916
2	27.013	32.566	22.686	103	1:22.265
3	26.927	32.962	22.576	102	1:22.465
4	26.553	33.027	22.633	102	1:22.213
5	26.361	32.308	22.699	103	1:21.368
6	26.431	32.348	22.583	103	1:21.362

No.589 VLASAK LIBOR

1	29.486	35.180	23.186	104	1:27.852
2	27.653	45.568	22.794	100	1:36.015
3	27.010	33.034	22.752	99	1:22.796
4	26.974	32.931	23.571	101	1:23.476
5	27.654	32.972	22.684	100	1:23.310
6	26.752	32.648	22.771	100	1:22.171

No.598 TONNA AYRTON

1	30.100	35.125	23.365	102	1:28.590
2	27.825	35.781	22.509	101	1:26.115
3	27.038	32.613	22.304	102	1:21.955
4	26.744	32.910	22.329	103	1:21.983
5	26.951	32.696	23.033	102	1:22.680
6	27.313	32.925	23.904	100	1:24.142

No.602 GORE AXEL

1	34.135	34.488	23.355	100	1:31.978
2	27.660	33.204	22.985	101	1:23.849
3	27.728	33.038	22.735	101	1:23.501
4	27.140	32.634	22.589	102	1:22.363
5	27.027	47.862	22.607	101	1:37.496
6	26.994	32.701	22.489	101	1:22.184





Mini Gr.3

Eliminatory Heat B-C Starting Grid


Document 14

29 th	530	MULLER TIBERIUS PAUL TONY KART / VORTEX / VEGA	GER TONY KART RACING TEAM	15	520	GESSESSE BWANA PAROLIN / IAME / VEGA	KEN BABYRACE DRIVER ACADEMY	30 th
27 th	574	GALIMBERTI EDOARDO BIRELART / TM KART / VEGA	ITA BIRELART RACING SRL	14	526	CAPODIFERRO CARMINE KR / IAME / VEGA	ITA TEAM DRIVER RACING KART	28 th
25 th	602	GORE AXEL KR / IAME / VEGA	SWE TEAM DRIVER RACING KART	13	582	BUFFO ANDREA PAROLIN / IAME / VEGA	ITA DI POTO LUIGI	26 th
23 th	559	GARDZIELIK JAN ENERGY CORSE / IAME / VEGA	POL BORSCH RACING	12	549	MIRICI ANTONIO LENZOKART / LKE / VEGA	ITA NOVALUX SRL	24 th
21 th	531	GORUN VICTOR THOMAS TONY KART / VORTEX / VEGA	USA TONY KART RACING TEAM	11	573	CHANG SHUO TING BIRELART / TM KART / VEGA	TPE BIRELART RACING SRL	22 th
19 th	518	VEGA ROYCE PAROLIN / IAME / VEGA	USA BABYRACE DRIVER ACADEMY	10	589	VLASAK LIBOR IPK / TM KART / VEGA	CZE IPK FACTORY TEAM	20 th
17 th	528	CHELIDZE LEON KR / IAME / VEGA	GEO TEAM DRIVER RACING KART	9	598	TONNA AYRTON TGROU / TM KART / VEGA	MLT KALI KART RACING	18 th
15 th	540	LOOMETS MARK HENZA KART / TM KART / VEGA	EST MP ACADEMY GAMOTO	8	519	TOMAEV ALAN PAROLIN / IAME / VEGA	ISR BABYRACE DRIVER ACADEMY	16 th
13 th	511	BUGLIONE FRANCESCO PAROLIN / IAME / VEGA	ITA BABYRACE DRIVER ACADEMY	7	529	IANNONE ANDREA TONY KART / VORTEX / VEGA	ITA TONY KART RACING TEAM	14 th
11 th	545	BRAGEOT MATTIS PAROLIN / TM KART / VEGA	FRA PAROLIN MOTORSPORT	6	557	FELDE MAX TONYKART / TM KART / VEGA	GER WARD RACING	12 th
9 th	555	PIRVU ADAM TGROU / TM KART / VEGA	ROU CRG RACING TEAM	5	503	DI FILIPPO DAVIDE PAROLIN / IAME / VEGA	ITA BABYRACE DRIVER ACADEMY	10 th
7 th	501	DI PIETRANTONIO LORENZO KR / IAME / VEGA	ITA KIDIX DRIVER PERFORMANCE	4	510	WILLIAMS HARRY OLIVER PAROLIN / IAME / VEGA	GBR BABYRACE DRIVER ACADEMY	8 th
5 th	504	NANNI ALESSANDRO PAROLIN / IAME / VEGA	ITA BABYRACE DRIVER ACADEMY	3	571	COLUCCI EDOARDO PAROLIN / TM KART / VEGA	ITA LA MOTORSPORT	6 th
3 rd	517	MAZEPIN STEPAN GILLARD / TM KART / VEGA	/// SM RACING	2	521	PERICO NICCOLO' KR / IAME / VEGA	ITA TEAM DRIVER RACING KART	4 th
1 st	552	LAITINEN LEO TGROU / TM KART / VEGA	FIN CRG RACING TEAM	1	522	KOSTRZEWA BLAZEJ KR / IAME / VEGA	POL TEAM DRIVER RACING KART	2 nd

POLE POSITION



Start : 08/02 - 14:10 6 Laps = 10.020 km

Timing 

Race Director



Super Master Series Rnd 2 - Sarno (ITA) 06-09/02/2025

Page 1 / 1

Timekeeping by LSTiming

Apex Timing GoRacing 



Mini Gr.3

Eliminatory Heat A-D Results

Document 21.1 OFFICIAL

Rnk	No.	Entrant	Nation	Driver	Nation	Equipment	Laps	Time	Gap	Interv.	Best lap	Penalty	Points
1 ▲ ²	547	NOVALUX SRL	ITA	MOSCARDI DAVID	ITA	LENZOKART / LKE / VEGA	6	8:09.203			1:20.765		0
2 ▲ ²	533	TONY KART RACING TEAM	ITA	POUJOL JEAN ANDRE RA	ITA	TONY KART / VORTEX / VEGA	6	8:09.352	0.149	0.149	1:20.296		5
3 ▲ ²	513	BABYRACE DRIVER ACADEMY	ITA	RATAJSKI STAN	ITA	PAROLIN / IAME / VEGA	6	8:09.650	0.447	0.298	1:20.166		8
4 ▲ ⁴	541	PAROLIN MOTORSPORT	ITA	HEDFORS ELTON	SWE	PAROLIN / TM KART / VEGA	6	8:11.360	2.157	1.710	1:20.648		9
5 ▲ ¹	502	BABYRACE DRIVER ACADEMY	ITA	ROBERTSON MASON	GBR	PAROLIN / IAME / VEGA	6	8:13.491	4.288	2.131	1:21.426		10
6 ▼ ⁴	570	DR SRL	ITA	LAZARO XAVIER	POR	DR / TM KART / VEGA	6	8:13.884	4.681	0.393	1:21.259		11
7 ▲ ¹⁶	576	ENERGY CORSE SRL	ITA	KOSTECKI JAY	AUS	ENERGY CORSE / TM KART /	6	8:14.839	5.636	0.955	1:20.786		12
8 ▲ ²	551	WARD RACING	SWE	IANNI ANTONIO	ITA	TONY KART / TM KART / VEG	6	8:15.174	5.971	0.335	1:20.530		13
9 ▼ ⁸	553	CRG RACING TEAM	ITA	REA ACHILLE	ITA	TGROUP / TM KART / VEGA	6	8:18.164	8.961	2.990	1:22.036		14
10 ▲ ³	543	MP ACADEMY GAMOTO	ITA	NOVIELLO GIUSEPPE	ITA	HENZA KART / TM KART / VE	6	8:18.358	9.155	0.194	1:21.761		15
11 ▲ ¹³	568	SPINOPROJECT RACING TEAM	ITA	MUIJS CEES	NED	ENERGY CORSE / TM KART /	6	8:18.646	9.443	0.288	1:20.614		16
12 ▲ ⁷	572	TONY KART RACING TEAM	ITA	MOEHRING HENRI	GER	TONY KART / VORTEX / VEG	6	8:18.759	9.556	0.113	1:21.150		17
13 ▲ ²	558	BORSCH RACING	UKR	KOVTUNENKO PLATON	UKR	ENERGY CORSE / IAME / VEG	6	8:22.212	13.009	3.453	1:21.743		18
14 ▲ ⁶	534	TONY KART RACING TEAM	ITA	MANZANO SUAREZ MIGUE	MEX	TONY KART / VORTEX / VEG	6	8:22.256	13.053	0.044	1:21.721		19
15 ▼ ⁴	515	BABYRACE DRIVER ACADEMY	ITA	NACHAWATI LIAM MAJED	USA	PAROLIN / IAME / VEGA	6	8:22.377	13.174	0.121	1:20.275		20
16 ▲ ⁵	597	KALI KART RACING	ITA	PATTISON COLBE	GBR	TGROUP / TM KART / VEGA	6	8:22.831	13.628	0.454	1:22.060		21
17 ▼ ⁸	560	LA MOTORSPORT	ITA	D'ASCOLI LUIGI	ITA	PAROLIN / TM KART / VEGA	6	8:18.487	14.284	0.656	1:21.376	+5.000	22
18 =	514	BABYRACE DRIVER ACADEMY	ITA	TUZUNER CAN GUNFER	TUR	PAROLIN / IAME / VEGA	6	8:27.253	18.050	3.766	1:22.960		23
19 ▼ ⁵	594	BABYRACE DRIVER ACADEMY	ITA	YOON ISAAC	KOR	PAROLIN / IAME / VEGA	6	8:27.708	18.505	0.455	1:23.045		24
20 ▼ ¹³	575	KIDIX DRIVER PERFORMANCE	SWE	PELFRENE TEO	ITA	KR / IAME / VEGA	6	8:29.617	20.414	1.909	1:23.581		25
21 ▲ ⁴	578	SPINOPROJECT DI SPINOZZI M	ITA	MONTANARI MATTIA	ITA	ENERGY CORSE / TM KART /	6	8:30.514	21.311	0.897	1:23.055		26
22 ▼ ⁶	509	BABYRACE DRIVER ACADEMY	ITA	MIR ATIQA ASIF	IND	PAROLIN / IAME / VEGA	6	8:30.766	21.563	0.252	1:23.561		27
23 ▼ ⁷	544	PAROLIN MOTORSPORT	ITA	VERBA DANILA	///	PAROLIN / TM KART / VEGA	6	8:32.905	23.702	2.139	1:21.569		28
24 ▲ ²	590	IPK FACTORY TEAM	CZE	MIKES PETR	CZE	IPK / TM KART / VEGA	6	8:33.817	24.614	0.912	1:23.662		29
25 ▼ ¹³	595	GPM RACING KART	ITA	NAPPI CHRISTIAN	ITA	KR / IAME / VEGA	6	8:33.855	24.652	0.038	1:20.937		30
26 ▲ ²	587	MP ACADEMY GAMOTO	ITA	GUGO VLADIMIR	///	HENZA KART / TM KART / VE	6	8:35.650	26.447	1.795	1:24.568		31
27 =	536	MP ACADEMY GAMOTO	ITA	SEDEK JAN	SUI	HENZA KART / TM KART / VE	6	8:38.248	29.045	2.598	1:23.153		32
28 ▲ ²	505	BABYRACE DRIVER ACADEMY	ITA	CORSI TOMMASO	ITA	PAROLIN / IAME / VEGA	6	8:39.101	29.898	0.853	1:22.915		33
29 ▼ ⁷	569	SPINOPROJECT RACING TEAM	ITA	LINDEMAN SENN	NED	ENERGY CORSE / TM KART /	2	2:53.718	4 Laps	4 Laps	1:23.948		34
30 ▼ ¹	588	MP ACADEMY GAMOTO	ITA	MAKSUD EMIR	///	HENZA KART / TM KART / VE	6	8:27.461	18.258	5:33.743	1:22.279	+11p	35

No.560 D'ASCOLI LUIGI : 5 Sec for overtaking after the Red Line. Secondo le decisioni degli steward N° 125.

No.588 MAKSUD EMIR : Relegation to last position for underweight - Art. 33-BB) RDSSKarting 2025. Secondo le decisioni degli steward N° 114.

Leaders : No.553 REA ACHILLE (1-1) / No.547 MOSCARDI DAVID (2-6)

Start Time : 08:02 - 14:29:44 / Flag Time : 14:37:48 / End Time : 14:38:23

Best lap : No.513 RATAJSKI STAN 1:20.166 74.99 kph

Weather : Rain Air : 13°C Track : Wet

Event Record : No.504 NANNI ALESSANDRO 1:05.626 91.61 kph

Chairman of the Panel

Steward

Steward

Super Master Series Rnd 2 - Sarno (ITA) 06-09/02/2025

Timekeeping by LSTiming



DOCUMENT N° **125**

DECISIONE DEI COMMISSARI SPORTIVI
STEWARDS' DECISION

PENALITA INFLITTA AL CONCORRENTE (NOME):
PENALTY INFLICTED UPON THE ENTRANT (NAME):

LA MOTORSPORT

NAZIONALITA / NATIONALITY:

ITA

No.: **560**
No.:

PILOTA :
DRIVER :

D'ASCOLI LUIGI

Parte dell'evento:
Concerns the part of the event:

Mini Gr.3 - Eliminary Heat A-D

DECISIONE / STATEMENT

5 Sec Penalty.

MOTIVAZIONE / REASON:

The Stewards having received a report from a Judge of Fact in the Race Control (Doc n°16), having examined this report, summoned and heard the Driver and Entrant concerned (Summon n° 124), have considered the following matter, determine the following:

_In the session concerned, the above-mentioned Driver overtook after he crossed the Red Line.

_This fact is a violation against Art. 18.1 of the RDSSKarting 2025

_The Stewards impose this penalty according to Art. 18.1 of the RDSSKarting 2025 and Art. 216 bis of the RSN 2025.

Decisione annunciata
Decision announced

Data / Date: **08/02/2025**

Ora /Time: **15:42**

Nome / Name

Firma / Signature

Presidente del Collegio / Chairman of the Panel:

Oronzo DI BARI (ITA)

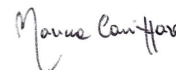


Membri del Collegio / Members of the Panel:

Luigi SCARANO (ITA)



Marina CANNIZZARO (ITA)



NOTIFICAZIONE AL CONCORRENTE / NOTIFICATION TO THE RELEVANT ENTRANT

Io sottoscritto:

I undersigned: Nome Cognome / personal name

Rappresentante del Concorrente: **LA MOTORSPORT**

Representing the Entrant: Nome del Concorrente / Entrant's name

Certifico che sono stato informato del documento No. **125**
Certify that I have been notified of document No.

dai Commissari Sportivi dell'Evento.
by the Stewards of the Meeting.

Data / Date:

Ora /Time:

Firma / Signature:



DOCUMENT N° 114

**DECISIONE DEI COMMISSARI SPORTIVI
STEWARDS' DECISION**

PENALITA INFLITTA AL CONCORRENTE (NOME): **MP ACADEMY GAMOTO**
PENALTY INFLICTED UPON THE ENTRANT (NAME):

NAZIONALITA / NATIONALITY: **ITA**

No.: **588** PILOTA : **MAKSUD EMIR**
No.: DRIVER :

Parte dell'evento: **Mini Gr.3 - Eliminary Heat A-D**
Concerns the part of the event:

DECISIONE / STATEMENT

Relegation to last position

MOTIVAZIONE / REASON:

The Stewards having received a report from the Technical Delegate (Doc n°90), having examined this report, summoned and heard the Driver and Entrant concerned, have considered the following matter, determine the following:

The above-mentioned Driver didn't reach the minimum total mass (Driver + kart) when controlled after the session.

This fact is a violation against Art. 4.17.1 RTN Karting 2025 ad 210 and 216 RSN 2025, Art. 33 l. BB) RdsK 2025.

The Stewards impose this penalty according to Art. 4.17.1 RTN Karting 2025 and Art. 210 and Art. 33 l. BB) RdsK 2025, Art. 216bis RSN 2025.

The Competitor is reminded that in accordance with Art. 215bis of the RSN 2025, the above penalty is not susceptible to appeal.

**Decisione annunciata
Decision announced**

Data / Date: **08/02/2025**

Ora /Time: **15:29**

Nome / Name

Firma / Signature

Presidente del Collegio / Chairman of the Panel:

Oronzo DI BARI (ITA)

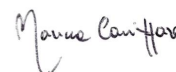


Membri del Collegio / Members of the Panel:

Luigi SCARANO (ITA)



Marina CANNIZZARO (ITA)



NOTIFICAZIONE AL CONCORRENTE / NOTIFICATION TO THE RELEVANT ENTRANT

Io sottoscritto:

I undersigned: Nome Cognome / personal name

Rappresentante del Concorrente: **MP ACADEMY GAMOTO**

Representing the Entrant: Nome del Concorrente / Entrant's name

Certifico che sono stato informato del documento No. **114** dai Commissari Sportivi dell'Evento.
Certify that I have been notified of document No. by the Stewards of the Meeting.

Data / Date:

Ora /Time:

Firma / Signature:



WSK Super Master Series

INTERNATIONAL CIRCUIT NAPOLI

6 - 9 FEBRUARY 2025

MINI GR3



Mini Gr.3

Eliminatory Heat A-D Lap Chart

For information purposes. No official / regulatory value

	1	2	3	4	5	6	7	8	9	10	11	12	13	14	15	16	17	18	19	20	21	22	23	24	25	26	27	28	29	30
Grid	553	570	547	533	513	502	575	541	560	551	515	595	543	594	558	544	509	514	572	534	597	569	576	568	578	590	536	587	588	505
Start	553	547	570	513	533	575	502	560	515	541	543	551	558	595	509	594	544	514	572	534	597	569	576	568	590	578	587	536	588	505
Lap 1 Interval	553	547 0.0	570 0.4	502 0.1	533 0.0	541 0.8	513 0.3	575 1.5	543 0.2	558 0.0	551 0.0	544 0.1	560 0.0	572 0.1	576 0.1	514 1.0	594 0.2	597 0.0	509 0.3	568 0.1	569 0.1	595 0.0	534 0.2	587 0.2	578 0.2	590 0.6	536 0.0	588 0.6	515 1.2	505 4.7
Lap 2	547	553 0.9	570 0.3	533 0.2	502 0.0	513 0.4	541 0.1	543 2.4	576 0.9	551 0.6	560 0.2	558 0.1	572 0.0	575 0.2	514 0.5	568 0.1	597 0.1	594 0.2	534 0.0	595 0.4	569 0.2	509 0.7	578 0.3	587 0.0	536 0.2	588 0.6	515 0.1	590 0.4	544 3.8	505 3.1
Lap 3	547	533 1.0	513 1.0	502 0.1	541 0.2	553 0.2	570 0.2	576 2.1	543 0.5	551 0.2	560 0.5	572 0.7	568 0.7	558 0.3	575 1.2	597 0.0	534 0.0	594 0.3	514 0.3	509 2.3	515 0.0	578 0.3	588 0.1	587 0.5	536 0.1	590 0.4	544 1.8	505 5.2	595 1.4	
Lap 4	547	533 1.1	513 0.3	541 0.8	502 0.5	570 0.8	553 1.4	576 0.1	551 0.9	543 0.0	560 0.4	572 0.5	568 0.7	558 1.7	597 0.7	534 0.0	514 2.4	515 0.0	594 0.5	575 0.0	588 1.3	509 0.6	578 0.5	536 0.2	587 1.6	544 0.0	590 0.0	595 5.5	505 0.9	
Lap 5	547	533 0.6	513 0.4	541 1.1	502 1.2	570 0.6	576 1.4	551 0.5	560 1.1	553 0.0	543 0.1	572 0.1	568 0.2	558 4.1	534 0.0	597 0.2	515 1.3	514 2.1	594 0.1	588 0.7	575 0.8	509 0.9	578 0.0	544 0.4	590 2.7	587 0.9	595 1.8	536 2.1	505 1.0	
Lap 6	547	533 0.1	513 0.2	541 1.7	502 2.1	570 0.3	576 0.9	551 0.3	553 2.9	543 0.1	560 0.1	568 0.1	572 0.1	558 3.4	534 0.0	515 0.1	597 0.4	514 4.4	588 0.2	594 0.2	575 1.9	578 0.8	509 0.2	544 2.1	590 0.9	595 0.0	587 1.7	536 2.5	505 0.8	

Timing

Race Director





Mini Gr.3

Eliminatory Heat A-D Analysis

For information purposes. No official / regulatory value

Laps	Sector 1	Sector 2	Sector 3	Spd	Lap Time
No.502 ROBERTSON MASON					
1	27.361	32.479	22.723	100	1:22.563
2	27.100	32.606	22.638	100	1:22.344
3	26.850	32.884	22.416	100	1:22.150
4	26.883	32.453	22.472	99	1:21.808
5	26.578	32.308	22.540	99	1:21.426
6	26.683	32.346	22.523	99	1:21.552

Laps	Sector 1	Sector 2	Sector 3	Spd	Lap Time
No.505 CORSI TOMMASO					
1	28.247	33.558	24.096	97	1:25.901
2	28.545	33.511	23.328	101	1:25.384
3	27.742	33.479	23.404	99	1:24.625
4	27.793	33.358	23.368	99	1:24.519
5	27.393	32.806	23.458	99	1:23.657
6	27.388	32.847	22.680	101	1:22.915

Laps	Sector 1	Sector 2	Sector 3	Spd	Lap Time
No.509 MIR ATIQA ASIF					
1	29.534	34.373	23.369	100	1:27.276
2	27.659	34.133	23.217	99	1:25.009
3	28.030	33.499	23.196	98	1:24.725
4	27.500	33.358	23.313	99	1:24.171
5	27.415	33.126	23.020	99	1:23.561
6	27.357	33.315	23.146	99	1:23.818

Laps	Sector 1	Sector 2	Sector 3	Spd	Lap Time
No.513 RATAJSKI STAN					
1	28.634	32.809	22.433	101	1:23.876
2	26.665	32.473	22.441	101	1:21.579
3	26.467	32.533	22.499	100	1:21.499
4	26.394	31.937	22.283	101	1:20.614
5	26.331	31.818	22.210	101	1:20.359
6	26.177	31.717	22.272	101	1:20.166

Laps	Sector 1	Sector 2	Sector 3	Spd	Lap Time
No.514 TUZUNER CAN GUNFER					
1	29.011	34.220	23.153	100	1:26.384
2	27.206	33.402	23.048	100	1:23.656
3	27.410	34.114	22.945	100	1:24.469
4	27.331	33.619	22.859	99	1:23.809
5	27.482	33.072	23.045	99	1:23.599
6	26.914	33.064	22.982	99	1:22.960

Laps	Sector 1	Sector 2	Sector 3	Spd	Lap Time
No.515 NACHAWATI LIAM MAJED					
1	35.674	33.215	22.656	101	1:31.545
2	27.303	32.585	22.802	102	1:22.690
3	27.571	32.740	22.940	100	1:23.251
4	26.677	32.221	22.626	102	1:21.524
5	26.926	31.972	22.449	101	1:21.347
6	26.412	31.754	22.109	102	1:20.275

Laps	Sector 1	Sector 2	Sector 3	Spd	Lap Time
No.533 POUJOL JEAN ANDRE RAYMOND					
1	27.699	32.678	22.287	101	1:22.664
2	26.810	32.528	22.878	103	1:22.216
3	26.539	32.258	22.191	101	1:20.988
4	26.280	32.731	22.272	100	1:21.283
5	26.219	31.865	22.235	101	1:20.319
6	26.286	31.880	22.130	101	1:20.296

Laps	Sector 1	Sector 2	Sector 3	Spd	Lap Time
No.534 MANZANO SUAREZ MIGUEL ENRIQUE					
1	30.145	34.200	23.197	102	1:27.542
2	27.582	32.718	22.599	102	1:22.899

Laps	Sector 1	Sector 2	Sector 3	Spd	Lap Time
3	27.368	32.879	22.936	103	1:23.183
4	27.266	32.440	22.355	103	1:22.061
5	26.910	32.527	22.898	100	1:22.335
6	27.122	32.111	22.488	102	1:21.721

Laps	Sector 1	Sector 2	Sector 3	Spd	Lap Time
No.536 SEDEK JAN					
1	30.032	33.940	23.832	102	1:27.804
2	27.812	33.095	22.939	103	1:23.846
3	28.730	33.435	23.069	104	1:25.234
4	27.646	32.917	23.198	103	1:23.761
5	27.681	32.913	30.311	96	1:30.905
6	26.982	33.072	23.099	100	1:23.153

Laps	Sector 1	Sector 2	Sector 3	Spd	Lap Time
No.541 HEDFORS ELTON					
1	28.091	32.575	22.628	101	1:23.294
2	26.555	33.052	22.483	102	1:22.090
3	26.601	32.789	22.379	102	1:21.769
4	26.339	32.305	22.424	101	1:21.068
5	26.286	32.119	22.243	101	1:20.648
6	26.176	32.183	22.357	100	1:20.716

Laps	Sector 1	Sector 2	Sector 3	Spd	Lap Time
No.543 NOVIELLO GIUSEPPE					
1	29.120	33.212	23.108	100	1:25.440
2	27.008	32.599	22.783	100	1:22.390
3	26.690	33.133	22.626	102	1:22.449
4	26.507	32.571	22.683	97	1:21.761
5	26.547	32.671	22.878	103	1:22.096
6	27.307	32.437	22.664	101	1:22.408

Laps	Sector 1	Sector 2	Sector 3	Spd	Lap Time
No.544 VERBA DANILA					
1	29.141	33.130	22.877	101	1:25.148
2	27.553	33.106	32.115	98	1:32.774
3	27.355	32.667	22.527	101	1:22.549
4	26.971	32.497	23.633	99	1:23.101
5	26.766	32.231	22.572	102	1:21.569
6	27.375	35.466	22.631	100	1:25.472

Laps	Sector 1	Sector 2	Sector 3	Spd	Lap Time
No.547 MOSCARDI DAVID					
1	27.059	32.464	22.508	102	1:22.031
2	26.518	32.428	22.535	100	1:21.481
3	26.492	32.328	22.564	100	1:21.384
4	26.346	32.267	22.541	100	1:21.154
5	26.242	32.154	22.496	99	1:20.892
6	26.211	31.944	22.610	96	1:20.765

Laps	Sector 1	Sector 2	Sector 3	Spd	Lap Time
No.551 IANNI ANTONIO					
1	28.125	33.800	23.535	100	1:25.460
2	27.303	33.640	23.026	101	1:23.969
3	26.445	32.306	22.324	101	1:21.075
4	26.464	32.620	22.374	100	1:21.458
5	26.291	32.242	22.277	101	1:20.810
6	26.282	31.981	22.267	101	1:20.530

Laps	Sector 1	Sector 2	Sector 3	Spd	Lap Time
No.553 REA ACHILLE					
1	26.835	32.435	22.766	101	1:22.036
2	26.809	33.022	22.674	102	1:22.505
3	26.888	33.074	23.232	103	1:23.194
4	27.265	33.455	22.847	100	1:23.567
5	27.098	33.203	22.825	104	1:23.126

Laps	Sector 1	Sector 2	Sector 3	Spd	Lap Time
6	26.909	32.815	22.591	101	1:22.315
No.558 KOVTUNENKO PLATON					
1	29.135	32.930	23.322	101	1:25.387
2	27.499	33.590	23.278	99	1:24.367
3	27.539	32.793	22.783	100	1:23.115
4	27.174	32.797	22.696	99	1:22.667
5	27.126	33.047	22.875	100	1:23.048
6	26.746	32.359	22.638	99	1:21.743

Laps	Sector 1	Sector 2	Sector 3	Spd	Lap Time
No.560 D'ASCOLI LUIGI					
1	28.880	33.896	23.073	100	1:25.849
2	27.920	33.200	22.857	100	1:23.977
3	26.671	32.384	22.321	100	1:21.376
4	26.586	32.539	22.341	100	1:21.466
5	26.503	32.338	22.583	100	1:21.424
6	27.271	32.879	22.562	100	1:22.712

Laps	Sector 1	Sector 2	Sector 3	Spd	Lap Time
No.568 MUIJS CEES					
1	29.549	33.904	23.404	99	1:26.857
2	27.333	32.689	22.889	98	1:22.911
3	27.107	32.357	22.401	98	1:21.865
4	26.419	32.360	22.493	98	1:21.272
5	26.336	31.932	22.346	98	1:20.614
6	27.065	32.761	22.503	99	1:22.329

Laps	Sector 1	Sector 2	Sector 3	Spd	Lap Time
No.569 LINDEMAN SENN					
1	30.397	33.329	23.351	100	1:27.077
2	27.997	33.205	22.746	99	1:23.948

Laps	Sector 1	Sector 2	Sector 3	Spd	Lap Time
No.570 LAZARO XAVIER					
1	27.073	32.694	22.734	103	1:22.501
2	26.804	32.789	22.647	103	1:22.240
3	27.048	33.580	22.533	104	1:23.161
4	26.641	32.745	22.512	103	1:21.898
5	26.495	32.305	22.503	103	1:21.303
6	26.421	32.336	22.502	103	1:21.259

Laps	Sector 1	Sector 2	Sector 3	Spd	Lap Time
No.572 MOEHRING HENRI					
1	29.251	33.131	22.852	101	1:25.234
2	28.074	33.104	22.856	99	1:24.034
3	27.045	32.406	22.546	102	1:21.997
4	26.723	32.136	22.399	102	1:21.258
5	26.485	32.143	22.522	101	1:21.150
6	26.851	33.019	22.818	102	1:22



WSK Super Master Series

INTERNATIONAL CIRCUIT NAPOLI

6 - 9 FEBRUARY 2025

MINI GR3



Mini Gr.3

Eliminatory Heat A-D Analysis

For information purposes. No official / regulatory value

Laps	Sector 1	Sector 2	Sector 3	Spd	Lap Time
6	26.279	31.951	22.556	92	1:20.786

No.578 MONTANARI MATTIA					
1	30.143	33.838	23.504	98	1:27.485
2	27.993	33.083	23.169	98	1:24.245
3	28.034	33.257	23.413	98	1:24.704
4	27.856	32.940	23.590	98	1:24.386
5	27.483	32.614	22.958	97	1:23.055
6	27.883	32.812	22.791	98	1:23.486

No.587 GUGO VLADIMIR					
1	29.529	33.945	23.544	103	1:27.018
2	27.853	33.355	23.360	102	1:24.568
3	27.520	34.468	23.394	102	1:25.382
4	27.971	33.802	23.765	98	1:25.538
5	28.248	33.688	23.304	99	1:25.240
6	27.711	33.598	23.265	99	1:24.574

No.588 MAKSUD EMIR					
1	28.185	33.487	23.784	101	1:25.456
2	27.717	33.259	22.871	104	1:23.847
3	27.531	33.568	22.774	104	1:23.873
4	27.208	33.148	22.652	102	1:23.008
5	26.735	33.022	22.665	101	1:22.422
6	26.734	33.019	22.526	103	1:22.279

No.590 MIKES PETR					
1	30.349	34.334	23.517	101	1:28.200
2	28.639	33.473	22.973	101	1:25.085
3	27.757	33.681	23.061	101	1:24.499
4	27.721	34.098	23.230	99	1:25.049
5	27.477	33.512	23.210	98	1:24.199
6	27.474	33.209	22.979	98	1:23.662

No.594 YOON ISAAC					
1	29.781	33.958	23.080	102	1:26.819
2	27.613	32.842	23.380	102	1:23.835
3	27.361	33.426	22.860	102	1:23.647
4	27.812	33.674	23.333	100	1:24.819
5	27.398	32.699	22.948	102	1:23.045
6	27.122	33.754	22.433	103	1:23.309

No.595 NAPPI CHRISTIAN					
1	29.840	34.434	23.398	100	1:27.672
2	27.616	33.322	22.659	103	1:23.597
3	40.747	32.584	22.657	101	1:35.988
4	26.751	32.566	22.811	100	1:22.128
5	26.540	32.286	22.548	102	1:21.374
6	26.269	32.189	22.479	101	1:20.937

No.597 PATTISON COLBE					
1	29.251	34.067	23.164	103	1:26.482
2	27.736	33.016	22.840	103	1:23.592
3	27.212	33.204	22.971	101	1:23.387
4	27.000	32.547	22.513	104	1:22.060
5	26.568	32.730	23.324	102	1:22.622
6	27.055	32.495	22.534	103	1:22.084

Timing

Race Director



Mini Gr.3

Eliminatory Heat A-D Starting Grid


Document 13

29 th	588 MAKSUD EMIR HENZA KART / TM KART / VEGA MP ACADEMY GAMOTO		15	505 CORSI TOMMASO PAROLIN / IAME / VEGA BABYRACE DRIVER ACADEMY		30 th
27 th	536 SEDEK JAN HENZA KART / TM KART / VEGA MP ACADEMY GAMOTO		14	587 GUGO VLADIMIR HENZA KART / TM KART / VEGA MP ACADEMY GAMOTO		28 th
25 th	578 MONTANARI MATTIA ENERGY CORSE / TM KART / VEGA ENERGY CORSE PROJECT DI SPINOZZI MARINO		13	590 MIKES PETR IPK / TM KART / VEGA IPK FACTORY TEAM		26 th
23 th	576 KOSTECKI JAY ENERGY CORSE / TM KART / VEGA ENERGY CORSE SRL		12	568 MUIJS CEES ENERGY CORSE / TM KART / VEGA KARTING PROJECT RACING TEAM ENERGY		24 th
21 th	597 PATTISON COLBE TGROUPE / TM KART / VEGA KALI KART RACING		11	569 LINDEMAN SENN ENERGY CORSE / TM KART / VEGA KARTING PROJECT RACING TEAM ENERGY		22 th
19 th	572 MOEHRING HENRI TONY KART / VORTEX / VEGA TONY KART RACING TEAM		10	534 MANZANO SUAREZ MIGUEL ENRIQUE TONY KART / VORTEX / VEGA TONY KART RACING TEAM		20 th
17 th	509 MIR ATIQA ASIF PAROLIN / IAME / VEGA BABYRACE DRIVER ACADEMY		9	514 TUZUNER CAN GUNFER PAROLIN / IAME / VEGA BABYRACE DRIVER ACADEMY		18 th
15 th	558 KOVTUNENKO PLATON ENERGY CORSE / IAME / VEGA BORSCH RACING		8	544 VERBA DANILA PAROLIN / TM KART / VEGA PAROLIN MOTORSPORT		16 th
13 th	543 NOVIELLO GIUSEPPE HENZA KART / TM KART / VEGA MP ACADEMY GAMOTO		7	594 YOON ISAAC PAROLIN / IAME / VEGA BABYRACE DRIVER ACADEMY		14 th
11 th	515 NACHAWATI LIAM MAJED PAROLIN / IAME / VEGA BABYRACE DRIVER ACADEMY		6	595 NAPPI CHRISTIAN KR / IAME / VEGA GPM RACING KART		12 th
9 th	560 D'ASCOLI LUIGI PAROLIN / TM KART / VEGA LA MOTORSPORT		5	551 IANNI ANTONIO TONY KART / TM KART / VEGA WARD RACING		10 th
7 th	575 PELFRENE TEO KR / IAME / VEGA KIDIX DRIVER PERFORMANCE		4	541 HEDFORS ELTON PAROLIN / TM KART / VEGA PAROLIN MOTORSPORT		8 th
5 th	513 RATAJSKI STAN PAROLIN / IAME / VEGA BABYRACE DRIVER ACADEMY		3	502 ROBERTSON MASON PAROLIN / IAME / VEGA BABYRACE DRIVER ACADEMY		6 th
3 rd	547 MOSCARDI DAVID LENZOKART / LKE / VEGA NOVALUX SRL		2	533 POUJOL JEAN ANDRE RAYMOND TONY KART / VORTEX / VEGA TONY KART RACING TEAM		4 th
1 st	553 REA ACHILLE TGROUPE / TM KART / VEGA CRG RACING TEAM		1	570 LAZARO XAVIER DR / TM KART / VEGA DR SRL		2 nd

POLE POSITION



Start : 08/02 - 13:55 6 Laps = 10.020 km

Timing 

Race Director



Super Master Series Rnd 2 - Sarno (ITA) 06-09/02/2025

Timekeeping by LSTiming



Mini Gr.3

Eliminatory Heat B-D Results

Document 20.1 OFFICIAL

Rnk	No.	Entrant	Nation	Driver	Nation	Equipment	Laps	Time	Gap	Interv.	Best lap	Penalty	Points
1	▲1	570 DR SRL	ITA	LAZARO XAVIER	POR	DR / TM KART / VEGA	6	6:43.735			1:06.117		0
2	▲4	502 BABYRACE DRIVER ACADEMY	ITA	ROBERTSON MASON	GBR	PAROLIN / IAME / VEGA	6	6:43.764	0.029	0.029	1:06.154		5
3	▲4	501 KIDIX DRIVER PERFORMANCE	SWE	DI PIETRANTONIO LORENZO	ITA	KR / IAME / VEGA	6	6:44.650	0.915	0.886	1:05.899		8
4	▲11	540 MP ACADEMY GAMOTO	ITA	LOOMETS MARK	EST	HENZA KART / TM KART / VEGA	6	6:44.999	1.264	0.349	1:06.222		9
5	≡	504 BABYRACE DRIVER ACADEMY	ITA	NANNI ALESSANDRO	ITA	PAROLIN / IAME / VEGA	6	6:45.022	1.287	0.023	1:06.226		10
6	▲4	551 WARD RACING	SWE	IANNI ANTONIO	ITA	TONY KART / TM KART / VEGA	6	6:45.096	1.361	0.074	1:05.947		11
7	▲10	528 TEAM DRIVER RACING KART	ITA	CHELIDZE LEON	GEO	KR / IAME / VEGA	6	6:45.119	1.384	0.023	1:06.244		12
8	▲13	531 TONY KART RACING TEAM	ITA	GORUN VICTOR THOMAS	USA	TONY KART / VORTEX / VEGA	6	6:46.599	2.864	1.480	1:06.471		13
9	▲9	514 BABYRACE DRIVER ACADEMY	ITA	TUZUNER CAN GUNFER	TUR	PAROLIN / IAME / VEGA	6	6:48.192	4.457	1.593	1:06.263		14
10	▼6	533 TONY KART RACING TEAM	ITA	POUJOL JEAN ANDRE RAYMOND	FRA	TONY KART / VORTEX / VEGA	6	6:43.358	4.623	0.166	1:06.031	+5.000	15
11	▲9	534 TONY KART RACING TEAM	ITA	MANZANO SUAREZ MIGUEL	MEX	TONY KART / VORTEX / VEGA	6	6:48.359	4.624	0.001	1:06.366		16
12	▼11	552 CRG RACING TEAM	ITA	LAITINEN LEO	FIN	TGROUP / TM KART / VEGA	6	6:44.711	5.976	1.352	1:06.242	+5.000	17
13	▼4	555 CRG RACING TEAM	ITA	PIRVU ADAM	ROU	TGROUP / TM KART / VEGA	6	6:49.810	6.075	0.099	1:06.109		18
14	▼1	511 BABYRACE DRIVER ACADEMY	ITA	BUGLIONE FRANCESCO	ITA	PAROLIN / IAME / VEGA	6	6:50.633	6.898	0.823	1:06.639		19
15	▼4	545 PAROLIN MOTORSPORT	ITA	BRAGEOT MATTIS	FRA	PAROLIN / TM KART / VEGA	6	6:50.649	6.914	0.016	1:07.394		20
16	▲3	518 BABYRACE DRIVER ACADEMY	ITA	VEGA ROYCE	USA	PAROLIN / IAME / VEGA	6	6:50.689	6.954	0.040	1:06.660		21
17	▼5	595 GPM RACING KART	ITA	NAPPI CHRISTIAN	ITA	KR / IAME / VEGA	6	6:50.965	7.230	0.276	1:06.611		22
18	▲11	530 TONY KART RACING TEAM	ITA	MULLER TIBERIUS PAUL	GER	TONY KART / VORTEX / VEGA	6	6:51.052	7.317	0.087	1:06.537		23
19	▲5	568 SPINOPROJECT RACING TEAM	ITA	MUIJS CEES	NED	ENERGY CORSE / TM KART / VEGA	6	6:51.240	7.505	0.188	1:06.814		24
20	▲5	602 TEAM DRIVER RACING KART	ITA	GORE AXEL	SWE	KR / IAME / VEGA	6	6:51.292	7.557	0.052	1:06.791		25
21	▲7	587 MP ACADEMY GAMOTO	ITA	GUGO VLADIMIR	///	HENZA KART / TM KART / VEGA	6	6:53.482	9.747	2.190	1:07.313		26
22	▲8	505 BABYRACE DRIVER ACADEMY	ITA	CORSI TOMMASO	ITA	PAROLIN / IAME / VEGA	6	6:53.750	10.015	0.268	1:07.133		27
23	▲3	590 IPK FACTORY TEAM	CZE	MIKES PETR	CZE	IPK / TM KART / VEGA	6	6:54.235	10.500	0.485	1:06.951		28
24	▲3	574 BIRELART RACING SRL	ITA	GALIMBERTI EDOARDO	ITA	BIRELART / TM KART / VEGA	6	6:57.801	14.066	3.566	1:07.734		29
25	▼22	517 SM RACING	GBR	MAZEPIN STEPAN	///	GILLARD / TM KART / VEGA	6	7:01.453	17.718	3.652	1:06.963		30
26	▼10	544 PAROLIN MOTORSPORT	ITA	VERBA DANILA	///	PAROLIN / TM KART / VEGA	6	7:37.250	53.515	35.797	1:08.703		31
27	▼19	541 PAROLIN MOTORSPORT	ITA	HEDFORS ELTON	SWE	PAROLIN / TM KART / VEGA	0	1.681	6 Laps	6 Laps			32
28	▼14	594 BABYRACE DRIVER ACADEMY	ITA	YOON ISAAC	KOR	PAROLIN / IAME / VEGA	0	2.136	6 Laps	0.455			33
29	▼6	559 BORSCH RACING	UKR	GARDZIELIK JAN	POL	ENERGY CORSE / IAME / VEGA	0	2.192	6 Laps	0.056			34
30	▼8	569 SPINOPROJECT RACING TEAM	ITA	LINDEMAN SENN	NED	ENERGY CORSE / TM KART / VEGA	0	2.529	6 Laps	0.337			35

No.533 POUJOL JEAN ANDRE RAYMOND : 5 Sec for causing a collision. Secondo le decisioni degli steward N° 73.

No.552 LAITINEN LEO : 5 Sec for causing a collision. Secondo le decisioni degli steward N° 76.

Leaders : No.570 LAZARO XAVIER (1-3) / No.502 ROBERTSON MASON (4-4) / No.570 LAZARO XAVIER (5-5) / No.533 POUJOL JEAN ANDRE RAYMOND (6-6)

Start Time : 08:02 - 11:24:40 / Flag Time : 11:31:17 / End Time : 11:32:17

Best lap : No.501 DI PIETRANTONIO LORENZO 1:05.899 91.23 kph


Weather : Overcast Air : 14°C Track : Dry

Event Record : No.504 NANNI ALESSANDRO 1:05.626 91.61 kph

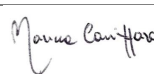
Chairman of the Panel



Steward



Steward





DOCUMENT N° 76

**DECISIONE DEI COMMISSARI SPORTIVI
STEWARDS' DECISION**

PENALITA INFLITTA AL CONCORRENTE (NOME): **CRG RACING TEAM**
PENALTY INFLICTED UPON THE ENTRANT (NAME):

NAZIONALITA / NATIONALITY: **ITA**

No.: **552** PILOTA : **LAITINEN LEO**
No.: DRIVER :

Parte dell'evento: **Mini Gr.3 - Eliminary Heat B-D**
Concerns the part of the event:

DECISIONE / STATEMENT

5 Sec.

MOTIVAZIONE / REASON:

The Stewards having received a report from a Judge of Fact in the Race Control (Doc n° 10), having examined this report, summoned and heard the Driver and Entrant concerned (Summon n° 64), have considered the following matter, determine the following:

__ In the session concerned, the above-mentioned Driver caused a collision with kart n° 555 in Lap 6 at MP 9.

__ After this manoeuvre Kart 555 lost position(s).

__ This fact is a violation against Art. 31 and 33 m of the RDSSKarting 2025

__ The Stewards impose this penalty according to Art. 31 and 33 -m) of the RDSSKarting 2025 and Art. 216 bis of the RSN 2025

__ The Competitor is reminded that in accordance with Art. 215 bis of the RSN 2025, the above penalty is not susceptible to appeal.

**Decisione annunciata
Decision announced**

Data / Date: **08/02/2025**

Ora /Time: **12:47**

Nome / Name

Firma / Signature

Presidente del Collegio / Chairman of the Panel:

Oronzo DI BARI (ITA)

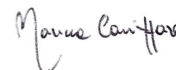


Membri del Collegio / Members of the Panel:

Luigi SCARANO (ITA)



Marina CANNIZZARO (ITA)



NOTIFICAZIONE AL CONCORRENTE / NOTIFICATION TO THE RELEVANT ENTRANT

Io sottoscritto:

I undersigned: Nome Cognome / personal name

Rappresentante del Concorrente: **CRG RACING TEAM**

Representing the Entrant: Nome del Concorrente / Entrant's name

Certifico che sono stato informato del documento No. **76** dai Commissari Sportivi dell'Evento.
Certify that I have been notified of document No. by the Stewards of the Meeting.

Data / Date:

Ora /Time:

Firma / Signature:



DOCUMENT N° 73

**DECISIONE DEI COMMISSARI SPORTIVI
STEWARDS' DECISION**

PENALITA INFLITTA AL CONCORRENTE (NOME):
PENALTY INFLICTED UPON THE ENTRANT (NAME):

TONY KART RACING TEAM

NAZIONALITA / NATIONALITY:

ITA

No.: **533**
No.:

PILOTA :
DRIVER :

POUJOL JEAN ANDRE RAYMOND

Parte dell'evento:
Concerns the part of the event:

Mini Gr.3 - Eliminary Heat B-D

DECISIONE / STATEMENT

5 Sec.

MOTIVAZIONE / REASON:

The Stewards having received a report from the race control (doc n° 11) , having examined this report, summoned and heard the Driver and Entrant concerned (Summon n° 62), have considered the following matter, determine the following:

__In the session concerned, the above-mentioned Driver caused a collision with kart n° 517 in Lap1 at MP 7.

__After this manoeuvre Kart 517 lost position(s).

__This fact is a violation against Art. 31 and 33 m of the RDSSKarting 2025

__The Stewards impose this penalty according to Art. 31 and 33 -m) of the RDSSKarting 2025 and Art. 216 bis of the RSN 2025

__The Competitor is reminded that in accordance with Art. 215 bis of the RSN 2025, the above penalty is not susceptible to appeal.

**Decisione annunciata
Decision announced**

Data / Date: **08/02/2025**

Ora /Time: **12:38**

Nome / Name

Firma / Signature

Presidente del Collegio / Chairman of the Panel:

Oronzo DI BARI (ITA)




Membri del Collegio / Members of the Panel:

Luigi SCARANO (ITA)



Marina CANNIZZARO (ITA)



NOTIFICAZIONE AL CONCORRENTE / NOTIFICATION TO THE RELEVANT ENTRANT

Io sottoscritto:

I undersigned: Nome Cognome / personal name

Rappresentante del Concorrente: **TONY KART RACING TEAM**

Representing the Entrant: Nome del Concorrente / Entrant's name

Certifico che sono stato informato del documento No. **73**
Certify that I have been notified of document No.

dai Commissari Sportivi dell'Evento.
by the Stewards of the Meeting.

Data / Date:

Ora /Time:

Firma / Signature:



WSK Super Master Series

INTERNATIONAL CIRCUIT NAPOLI

6 - 9 FEBRUARY 2025

MINI GR3



Mini Gr.3

Eliminatory Heat B-D

Lap Chart

For information purposes. No official / regulatory value

	1	2	3	4	5	6	7	8	9	10	11	12	13	14	15	16	17	18	19	20	21	22	23	24	25	26	27	28	29	30
Grid	552	570	517	533	504	502	501	541	555	551	545	595	511	594	540	544	528	514	518	534	531	569	559	568	602	590	574	587	530	505
Start	552	517	570	504	533	501	502	555	541	545	551	511	540	528	518	595	531	594	559	544	514	534	602	569	568	590	574	587	530	505
Lap 1 Interval	570	552 0.3	502 0.2	533 0.3	504 0.2	551 0.0	501 0.3	555 0.0	528 0.2	545 0.0	540 0.0	595 0.5	531 0.0	518 0.8	514 0.1	511 0.8	534 0.3	602 0.3	587 0.3	590 0.1	530 0.3	568 0.1	505 0.2	574 0.5	517 8.4	544 26.3				
Lap 2	570	552 0.4	502 0.0	533 0.2	501 0.7	555 0.0	551 0.0	504 0.5	528 0.0	540 0.0	545 0.3	531 0.0	514 1.8	518 0.4	595 0.0	534 0.0	511 0.4	602 0.0	590 0.9	587 0.0	530 0.0	568 0.1	505 0.4	574 1.7	517 7.3	544 28.5				
Lap 3	570	502 0.3	533 0.1	552 0.3	501 0.4	551 0.0	555 0.1	504 0.7	540 0.1	528 0.1	531 0.3	545 0.9	534 1.5	514 0.0	518 0.5	595 0.1	511 0.5	602 0.2	568 0.4	587 0.2	530 0.0	505 1.0	590 1.0	574 1.4	517 6.0	544 30.7				
Lap 4	502	533 0.0	570 0.0	501 0.6	551 0.0	552 0.2	555 0.1	504 0.8	540 0.0	528 0.1	531 0.5	545 2.2	514 0.5	534 0.0	518 0.6	595 0.1	511 0.1	602 0.3	568 0.5	530 0.0	587 0.6	505 1.3	590 0.8	574 1.8	517 5.1	544 32.5				
Lap 5	570	533 0.1	502 0.0	501 0.2	551 0.2	552 0.3	555 0.0	504 0.9	540 0.0	528 0.2	531 1.1	514 2.5	534 0.0	518 0.7	545 0.0	595 0.0	511 0.2	602 0.6	530 0.2	568 0.2	587 1.5	505 0.9	590 0.6	574 2.7	517 4.1	544 34.2				
Lap 6	533	570 0.3	502 0.0	501 0.8	552 0.0	540 0.2	504 0.0	551 0.0	528 0.0	531 1.4	514 1.5	534 0.1	555 1.4	511 0.8	545 0.0	518 0.0	595 0.2	530 0.0	568 0.1	602 0.0	587 2.1	505 0.2	590 0.4	574 3.5	517 3.6	544 35.7				

Timing

Race Director



Mini Gr.3

Eliminatory Heat B-D Analysis

For information purposes. No official / regulatory value

Laps	Sector 1	Sector 2	Sector 3	Spd	Lap Time
No.501 DI PIETRANTONIO LORENZO					
1	23.003	27.286	19.797	108	1:10.086
2	21.427	25.908	19.306	107	1:06.641
3	21.268	25.694	19.301	108	1:06.263
4	21.260	25.392	19.308	110	1:05.960
5	21.212	25.534	19.153	109	1:05.899
6	21.538	26.231	20.451	103	1:08.220

Laps	Sector 1	Sector 2	Sector 3	Spd	Lap Time
No.502 ROBERTSON MASON					
1	22.651	26.910	19.494	109	1:09.055
2	21.398	25.875	19.312	110	1:06.585
3	21.387	25.582	19.366	108	1:06.335
4	21.221	25.608	19.325	111	1:06.154
5	21.192	25.697	19.542	109	1:06.431
6	21.538	26.378	19.662	106	1:07.578

Laps	Sector 1	Sector 2	Sector 3	Spd	Lap Time
No.504 NANNI ALESSANDRO					
1	22.841	27.300	19.595	108	1:09.736
2	21.508	26.232	19.959	108	1:07.699
3	21.408	25.644	19.506	107	1:06.558
4	21.330	25.573	19.360	110	1:06.263
5	21.172	25.651	19.403	110	1:06.226
6	21.348	25.598	20.067	104	1:07.013

Laps	Sector 1	Sector 2	Sector 3	Spd	Lap Time
No.505 CORSI TOMMASO					
1	25.388	27.841	19.865	107	1:13.094
2	21.644	26.224	19.628	107	1:07.496
3	21.746	26.248	19.809	105	1:07.803
4	21.812	25.968	19.791	104	1:07.571
5	21.665	25.947	19.689	104	1:07.301
6	21.458	25.926	19.749	106	1:07.133

Laps	Sector 1	Sector 2	Sector 3	Spd	Lap Time
No.511 BUGLIONE FRANCESCO					
1	24.219	28.631	19.862	105	1:12.712
2	21.716	26.531	19.532	109	1:07.779
3	21.618	26.348	19.527	107	1:07.493
4	21.456	25.691	19.492	108	1:06.639
5	21.468	25.784	19.446	108	1:06.698
6	21.531	26.375	19.643	106	1:07.549

Laps	Sector 1	Sector 2	Sector 3	Spd	Lap Time
No.514 TUZUNER CAN GUNFER					
1	24.409	27.283	19.672	107	1:11.364
2	21.726	26.367	19.523	106	1:07.616
3	21.505	26.241	19.583	107	1:07.329
4	21.384	25.838	19.501	107	1:06.723
5	21.526	25.708	19.400	109	1:06.634
6	21.216	25.613	19.434	106	1:06.263

Laps	Sector 1	Sector 2	Sector 3	Spd	Lap Time
No.517 MAZEPIN STEPAN					
1	22.369	40.937	20.688	105	1:23.994
2	21.759	26.186	19.684	105	1:07.629
3	21.565	25.911	19.665	105	1:07.141
4	21.472	25.842	19.725	105	1:07.039
5	21.500	25.846	19.617	105	1:06.963
6	21.540	25.835	19.844	103	1:07.219

Laps	Sector 1	Sector 2	Sector 3	Spd	Lap Time
No.518 VEGA ROYCE					
1	23.948	27.661	19.867	106	1:11.476
2	21.755	26.837	19.645	110	1:08.237

Laps	Sector 1	Sector 2	Sector 3	Spd	Lap Time
3	21.810	25.974	19.576	107	1:07.360
4	21.555	25.826	19.581	107	1:06.962
5	21.471	25.636	19.553	105	1:06.660
6	21.539	26.497	19.948	106	1:07.984

Laps	Sector 1	Sector 2	Sector 3	Spd	Lap Time
No.528 CHELIDZE LEON					
1	23.901	26.450	19.694	108	1:10.045
2	21.456	25.818	19.826	110	1:07.100
3	21.552	25.930	19.262	109	1:06.744
4	21.424	25.557	19.263	109	1:06.244
5	21.295	25.608	19.360	108	1:06.263
6	21.301	25.728	19.810	105	1:06.839

Laps	Sector 1	Sector 2	Sector 3	Spd	Lap Time
No.530 MULLER TIBERIUS PAUL					
1	24.550	28.575	19.849	105	1:12.974
2	21.529	26.252	19.486	107	1:07.267
3	21.705	26.213	19.499	106	1:07.417
4	21.501	25.742	19.385	108	1:06.628
5	21.307	25.789	19.441	107	1:06.537
6	21.434	26.078	19.637	102	1:07.149

Laps	Sector 1	Sector 2	Sector 3	Spd	Lap Time
No.531 GORUN VICTOR THOMAS					
1	23.918	27.122	19.503	109	1:10.543
2	21.527	25.882	19.361	108	1:06.770
3	21.462	25.838	19.342	108	1:06.642
4	21.352	25.663	19.456	107	1:06.471
5	21.468	25.812	19.571	105	1:06.851
6	21.481	26.045	19.669	107	1:07.195

Laps	Sector 1	Sector 2	Sector 3	Spd	Lap Time
No.533 POUJOL JEAN ANDRE RAYMOND					
1	22.360	27.599	19.478	108	1:09.437
2	21.440	25.810	19.306	108	1:06.556
3	21.358	25.589	19.286	108	1:06.233
4	21.233	25.539	19.259	111	1:06.031
5	21.256	25.783	19.298	106	1:06.337
6	21.342	26.334	19.530	106	1:07.206

Laps	Sector 1	Sector 2	Sector 3	Spd	Lap Time
No.534 MANZANO SUAREZ MIGUEL ENRIQUE					
1	24.744	28.156	19.491	107	1:12.391
2	21.531	26.133	19.318	109	1:06.982
3	21.475	25.866	19.382	107	1:06.723
4	21.227	25.921	19.727	109	1:06.875
5	21.549	25.772	19.291	109	1:06.612
6	21.283	25.645	19.438	106	1:06.366

Laps	Sector 1	Sector 2	Sector 3	Spd	Lap Time
No.540 LOOMETS MARK					
1	23.791	26.824	19.640	110	1:10.255
2	21.561	25.893	19.553	111	1:07.007
3	21.593	25.628	19.311	110	1:06.532
4	21.349	25.610	19.263	110	1:06.222
5	21.309	25.623	19.293	110	1:06.225
6	21.394	25.668	19.869	104	1:06.931

Laps	Sector 1	Sector 2	Sector 3	Spd	Lap Time
No.544 VERBA DANILA					
1	56.269	32.911	20.478	103	1:49.658
2	22.445	27.184	20.185	104	1:09.814
3	22.359	26.803	20.155	104	1:09.317
4	22.140	26.596	20.080	103	1:08.816
5	22.066	26.652	19.985	104	1:08.703

Laps	Sector 1	Sector 2	Sector 3	Spd	Lap Time
6	22.176	26.587	19.981	104	1:08.744
No.545 BRAGEOT MATTIS					
1	23.680	26.768	19.859	110	1:10.307
2	21.518	26.237	19.639	108	1:07.394
3	21.680	26.089	19.810	104	1:07.579
4	21.900	26.043	19.863	104	1:07.806
5	22.250	25.969	19.754	109	1:07.973
6	21.649	26.498	19.739	103	1:07.886

Laps	Sector 1	Sector 2	Sector 3	Spd	Lap Time
No.551 IANNI ANTONIO					
1	23.299	26.827	19.435	108	1:09.561
2	21.587	25.994	19.524	112	1:07.105
3	21.365	25.678	19.165	110	1:06.208
4	21.280	25.400	19.267	110	1:05.947
5	21.285	25.566	19.218	108	1:06.069
6	21.430	26.252	20.764	98	1:08.446

Laps	Sector 1	Sector 2	Sector 3	Spd	Lap Time
No.552 LAITINEN LEO					
1	22.774	26.709	19.550	107	1:09.033
2	21.539	25.790	19.419	107	1:06.748
3	21.351	26.124	19.463	107	1:06.938
4	21.260	25.676	19.727	108	1:06.663
5	21.294	25.654	19.294	107	1:06.242
6	21.444	26.124	20.114	107	1:07.682

Laps	Sector 1	Sector 2	Sector 3	Spd	Lap Time
No.555 PIRVU ADAM					
1	23.092	27.235	19.753	109	1:10.080
2	21.476	25.886	19.274	111	1:06.636
3	21.612	25.591	19.228	109	1:06.431
4	21.311	25.553	19.315	110	1:06.179
5	21.194	25.677	19.238	107	1:06.109
6	21.477	25.855	25.401	100	1:12.733

Laps	Sector 1	Sector 2	Sector 3	Spd	Lap Time
No.568 MUIJS CEES					
1	24.485	29.008	19.992	106	1:13.485
2	21.517	26.244	19.479	108	1:07.240
3	21.693	25.714	19.570	106	1:06.977
4	21.490	25.829	19.529	108	1:06.848
5	21.266	26.051	19.497	106	1:06.814
6	21.474	25.999	19.649	106	1:07.122

Laps	Sector 1	Sector 2	Sector 3	Spd	Lap Time
No.570 LAZARO XAVIER					
1	22.569	26.601	19.437	107	1:08.607
2	21.420				



WSK Super Master Series

INTERNATIONAL CIRCUIT NAPOLI

6 - 9 FEBRUARY 2025

MINI GR3



Mini Gr.3

Eliminatory Heat B-D Analysis

For information purposes. No official / regulatory value

Laps	Sector 1	Sector 2	Sector 3	Spd	Lap Time
2	21.763	26.241	19.791	107	1:07.795
3	21.659	26.205	19.542	106	1:07.406
4	21.459	26.131	19.723	105	1:07.313
5	21.699	26.065	19.872	104	1:07.636
6	21.828	26.218	19.793	105	1:07.839

No.590 MIKES PETR

1	24.549	28.303	19.939	105	1:12.791
2	21.674	26.300	19.575	106	1:07.549
3	21.616	28.077	19.877	104	1:09.570
4	21.732	25.837	19.824	104	1:07.393
5	21.686	25.780	19.628	104	1:07.094
6	21.594	25.850	19.507	106	1:06.951

No.595 NAPPI CHRISTIAN

1	23.466	27.440	19.671	105	1:10.577
2	21.782	27.586	19.760	104	1:09.128
3	21.931	25.998	19.511	108	1:07.440
4	21.630	25.859	19.517	106	1:07.006
5	21.421	25.647	19.543	109	1:06.611
6	21.672	26.591	19.878	105	1:08.141

No.602 GORE AXEL

1	24.865	27.891	19.899	106	1:12.655
2	21.709	26.133	19.345	110	1:07.187
3	22.027	26.104	19.518	108	1:07.649
4	21.452	25.872	19.467	108	1:06.791
5	21.524	25.880	19.530	106	1:06.934
6	21.536	26.702	19.364	108	1:07.602





Mini Gr.3

Eliminatory Heat B-D Starting Grid


Document 12

29 th	530	MULLER TIBERIUS PAUL TONY KART / VORTEX / VEGA		TONY KART RACING TEAM	15	505	CORSI TOMMASO PAROLIN / IAME / VEGA		BABYRACE DRIVER ACADEMY	30 th
27 th	574	GALIMBERTI EDOARDO BIRELART / TM KART / VEGA		BIRELART RACING SRL	14	587	GUGO VLADIMIR HENZA KART / TM KART / VEGA		MP ACADEMY GAMOTO	28 th
25 th	602	GORE AXEL KR / IAME / VEGA		TEAM DRIVER RACING KART	13	590	MIKES PETR IPK / TM KART / VEGA		IPK FACTORY TEAM	26 th
23 th	559	GARDZIELIK JAN ENERGY CORSE / IAME / VEGA		BORSCH RACING	12	568	MUIJS CEES ENERGY CORSE / TM KART / VEGA		PROJECT RACING TEAM ENERGY	24 th
21 th	531	GORUN VICTOR THOMAS TONY KART / VORTEX / VEGA		TONY KART RACING TEAM	11	569	LINDEMAN SENN ENERGY CORSE / TM KART / VEGA		PROJECT RACING TEAM ENERGY	22 th
19 th	518	VEGA ROYCE PAROLIN / IAME / VEGA		BABYRACE DRIVER ACADEMY	10	534	MANZANO SUAREZ MIGUEL ENRIQUE TONY KART / VORTEX / VEGA		TONY KART RACING TEAM	20 th
17 th	528	CHELIDZE LEON KR / IAME / VEGA		TEAM DRIVER RACING KART	9	514	TUZUNER CAN GUNFER PAROLIN / IAME / VEGA		BABYRACE DRIVER ACADEMY	18 th
15 th	540	LOOMETS MARK HENZA KART / TM KART / VEGA		MP ACADEMY GAMOTO	8	544	VERBA DANILA PAROLIN / TM KART / VEGA		PAROLIN MOTORSPORT	16 th
13 th	511	BUGLIONE FRANCESCO PAROLIN / IAME / VEGA		BABYRACE DRIVER ACADEMY	7	594	YOON ISAAC PAROLIN / IAME / VEGA		BABYRACE DRIVER ACADEMY	14 th
11 th	545	BRAGEOT MATTIS PAROLIN / TM KART / VEGA		PAROLIN MOTORSPORT	6	595	NAPPI CHRISTIAN KR / IAME / VEGA		GPM RACING KART	12 th
9 th	555	PIRVU ADAM TGROU / TM KART / VEGA		CRG RACING TEAM	5	551	IANNI ANTONIO TONY KART / TM KART / VEGA		WARD RACING	10 th
7 th	501	DI PIETRANTONIO LORENZO KR / IAME / VEGA		KIDIX DRIVER PERFORMANCE	4	541	HEDFORS ELTON PAROLIN / TM KART / VEGA		PAROLIN MOTORSPORT	8 th
5 th	504	NANNI ALESSANDRO PAROLIN / IAME / VEGA		BABYRACE DRIVER ACADEMY	3	502	ROBERTSON MASON PAROLIN / IAME / VEGA		BABYRACE DRIVER ACADEMY	6 th
3 rd	517	MAZEPIN STEPAN GILLARD / TM KART / VEGA		SM RACING	2	533	POUJOL JEAN ANDRE RAYMOND TONY KART / VORTEX / VEGA		TONY KART RACING TEAM	4 th
1 st	552	LAITINEN LEO TGROU / TM KART / VEGA		CRG RACING TEAM	1	570	LAZARO XAVIER DR / TM KART / VEGA		DR SRL	2 nd

POLE POSITION



Start : 08/02 - 11:05 6 Laps = 10.020 km

Timing 

Race Director



Super Master Series Rnd 2 - Sarno (ITA) 06-09/02/2025

Page 1 / 1

Timekeeping by LSTiming

Apex Timing GoRacing 



Mini Gr.3

Eliminatory Heat A-C Results

Document 19.1 OFFICIAL

Rnk	No.	Entrant	Nation	Driver	Nation	Equipment	Laps	Time	Gap	Interv.	Best lap	Penalty	Points	
1	▲ ³	521	TEAM DRIVER RACING KART		PERICO NICCOLO'		KR / IAME / VEGA	6	6:40.892			1:05.861		0
2	▼ ¹	553	CRG RACING TEAM		REA ACHILLE		TGROUP / TM KART / VEGA	6	6:40.909	0.017	0.017	1:06.029		5
3	▲ ⁶	560	LA MOTORSPORT		D'ASCOLI LUIGI		PAROLIN / TM KART / VEGA	6	6:42.877	1.985	1.968	1:06.323		8
4	▲ ¹	513	BABYRACE DRIVER ACADEMY		RATAJSKI STAN		PAROLIN / IAME / VEGA	6	6:42.928	2.036	0.051	1:05.969		9
5	▼ ²	547	NOVALUX SRL		MOSCARDI DAVID		LENZOKART / LKE / VEGA	6	6:43.072	2.180	0.144	1:06.437		10
6	▬	571	LA MOTORSPORT		COLUCCI EDOARDO		PAROLIN / TM KART / VEGA	6	6:43.170	2.278	0.098	1:06.246		11
7	▲ ⁴	515	BABYRACE DRIVER ACADEMY		NACHAWATI LIAM MAJED		PAROLIN / IAME / VEGA	6	6:44.465	3.573	1.295	1:05.890		12
8	▼ ⁶	522	TEAM DRIVER RACING KART		KOSTRZEWA BLAZEJ		KR / IAME / VEGA	6	6:44.567	3.675	0.102	1:05.914		13
9	▲ ³	557	WARD RACING		FELDE MAX		TONYKART / TM KART / VEGA	6	6:45.442	4.550	0.875	1:06.299		14
10	▬	503	BABYRACE DRIVER ACADEMY		DI FILIPPO DAVIDE		PAROLIN / IAME / VEGA	6	6:45.528	4.636	0.086	1:06.324		15
11	▼ ⁴	575	KIDIX DRIVER PERFORMANCE		PELFRENE TEO		KR / IAME / VEGA	6	6:45.543	4.651	0.015	1:06.617		16
12	▲ ³	558	BORSCH RACING		KOVTUNENKO PLATON		ENERGY CORSE / IAME / VEGA	6	6:45.610	4.718	0.067	1:06.370		17
13	▬	543	MP ACADEMY GAMOTO		NOVIELLO GIUSEPPE		HENZA KART / TM KART / VEGA	6	6:45.766	4.874	0.156	1:06.275		18
14	▲ ⁹	576	ENERGY CORSE SRL		KOSTECKI JAY		ENERGY CORSE / TM KART / VEGA	6	6:45.858	4.966	0.092	1:06.232		19
15	▲ ⁶	597	KALI KART RACING		PATTISON COLBE		TGROUP / TM KART / VEGA	6	6:47.320	6.428	1.462	1:06.427		20
16	▼ ²	529	TONY KART RACING TEAM		IANNONE ANDREA		TONY KART / VORTEX / VEGA	6	6:47.431	6.539	0.111	1:06.765		21
17	▲ ²	572	TONY KART RACING TEAM		MOEHRING HENRI		TONY KART / VORTEX / VEGA	6	6:49.282	8.390	1.851	1:06.847		22
18	▼ ¹⁰	510	BABYRACE DRIVER ACADEMY		WILLIAMS HARRY OLIVER		PAROLIN / IAME / VEGA	6	6:44.540	8.648	0.258	1:06.359	+5.000	23
19	▲ ⁷	582	DI POTO LUIGI		BUFFO ANDREA		PAROLIN / IAME / VEGA	6	6:51.895	11.003	2.355	1:06.956		24
20	▲ ¹⁰	520	BABYRACE DRIVER ACADEMY		GESSESSE BWANA		PAROLIN / IAME / VEGA	6	6:51.932	11.040	0.037	1:06.906		25
21	▼ ³	598	KALI KART RACING		TONNA AYRTON		TGROUP / TM KART / VEGA	6	6:52.002	11.110	0.070	1:06.941		26
22	▲ ²	549	NOVALUX SRL		MIRICI ANTONIO		LENZOKART / LKE / VEGA	6	6:52.958	12.066	0.956	1:07.073		27
23	▲ ⁴	536	MP ACADEMY GAMOTO		SEDEK JAN		HENZA KART / TM KART / VEGA	6	6:55.870	14.978	2.912	1:06.966		28
24	▲ ¹	578	SPINOPROJECT DI SPINOZZI M		MONTANARI MATTIA		ENERGY CORSE / TM KART / VEGA	6	6:55.896	15.004	0.026	1:07.380		29
25	▲ ⁴	588	MP ACADEMY GAMOTO		MAKSUD EMIR		HENZA KART / TM KART / VEGA	6	6:56.060	15.168	0.164	1:07.269		30
26	▼ ¹⁰	519	BABYRACE DRIVER ACADEMY		TOMAEV ALAN		PAROLIN / IAME / VEGA	6	6:56.748	15.856	0.688	1:07.694		31
27	▲ ¹	526	TEAM DRIVER RACING KART		CAPODIFERRO CARMINE		KR / IAME / VEGA	6	6:57.048	16.156	0.300	1:07.589		32
28	▼ ⁶	573	BIRELART RACING SRL		CHANG SHUO TING		BIRELART / TM KART / VEGA	6	6:54.803	18.911	2.755	1:07.072	+5.000	33
29	▼ ⁹	589	IPK FACTORY TEAM		VLASAK LIBOR		IPK / TM KART / VEGA	6	6:55.862	19.970	1.059	1:07.686	+5.000	34
30	▼ ¹³	509	BABYRACE DRIVER ACADEMY		MIR ATIQA ASIF		PAROLIN / IAME / VEGA	6	7:03.452	22.560	2.590	1:07.249		35

No.510 WILLIAMS HARRY OLIVER : 5 Sec for Front Fairing not in the correct position. Secondo le decisioni degli steward N° 58.

No.573 CHANG SHUO TING : 5 Sec for Front Fairing not in the correct position. Secondo le decisioni degli steward N° 59.

No.589 VLASAK LIBOR : 5 Sec for Front Fairing not in the correct position. Secondo le decisioni degli steward N° 60.

Leaders : No.553 REA ACHILLE (1-5) / No.521 PERICO NICCOLO' (6-6)

Start Time : 08:02 - 11:10:37 / Flag Time : 11:17:13 / End Time : 11:17:40

Best lap : No.521 PERICO NICCOLO' 1:05.861 91.28 kph


Weather : Overcast Air : 13°C Track : Dry

Event Record : No.504 NANNI ALESSANDRO 1:05.626 91.61 kph

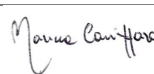
Chairman of the Panel



Steward



Steward





DOCUMENT N° 60

**DECISIONE DEI COMMISSARI SPORTIVI
STEWARDS' DECISION**

PENALITA INFLITTA AL CONCORRENTE (NOME): **IPK FACTORY TEAM**
PENALTY INFLICTED UPON THE ENTRANT (NAME):

NAZIONALITA / NATIONALITY: **CZE**

No.: **589** PILOTA : **VLASAK LIBOR**
No.: DRIVER :

Parte dell'evento: **Mini Gr.3 - Eliminary Heat A-C**
Concerns the part of the event:

DECISIONE / STATEMENT

5 Sec.

MOTIVAZIONE / REASON:

The Stewards having received a report from a Judge of Fact in the Technical Delegate (Doc n°50), having examined this report, have considered the following matter, determine the following:

__In the session concerned, the above-mentioned Driver was found with his Front Fairing in an incorrect position when the Chequered Flag was waved and he crossed the Finish Line.

__This fact is a violation against Art. 24 and 24.3 of the 2025 RDSK.

__The Stewards impose this penalty according to Art. 33.X of the 2025 RDSK, Art. 2.24 of the 2025 CIK-FIA General Prescriptions and Art. 12.4 of the 2025 FIA International Sporting Code.

__The Competitor is reminded that in accordance with Art. 24.3 of the 2025 RDSK, the above penalty is not susceptible to appeal.

**Decisione annunciata
Decision announced**

Data / Date: **08/02/2025**

Ora /Time: **11:34**

Nome / Name

Firma / Signature

Presidente del Collegio / Chairman of the Panel:

Oronzo DI BARI (ITA)

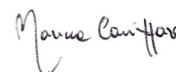


Membri del Collegio / Members of the Panel:

Luigi SCARANO (ITA)



Marina CANNIZZARO (ITA)



NOTIFICAZIONE AL CONCORRENTE / NOTIFICATION TO THE RELEVANT ENTRANT

Io sottoscritto:

I undersigned: Nome Cognome / personal name

Rappresentante del Concorrente: **IPK FACTORY TEAM**

Representing the Entrant: Nome del Concorrente / Entrant's name

Certifico che sono stato informato del documento No. **60**
Certify that I have been notified of document No.

dai Commissari Sportivi dell'Evento.
by the Stewards of the Meeting.

Data / Date:

Ora /Time:

Firma / Signature:



DOCUMENT N° 59

**DECISIONE DEI COMMISSARI SPORTIVI
STEWARDS' DECISION**

PENALITA INFLITTA AL CONCORRENTE (NOME):
PENALTY INFLICTED UPON THE ENTRANT (NAME):

BIRELART RACING SRL

NAZIONALITA / NATIONALITY:

ITA

No.: **573**
No.:

PILOTA :
DRIVER :

CHANG SHUO TING

Parte dell'evento:
Concerns the part of the event:

Mini Gr.3 - Eliminary Heat A-C

DECISIONE / STATEMENT

5 Sec.

MOTIVAZIONE / REASON:

The Stewards having received a report from a Judge of Fact in the Technical Delegate (Doc n°49), having examined this report, have considered the following matter, determine the following:

__In the session concerned, the above-mentioned Driver was found with his Front Fairing in an incorrect position when the Chequered Flag was waved and he crossed the Finish Line.

__This fact is a violation against Art. 24 and 24.3 of the 2025 RDSK.

__The Stewards impose this penalty according to Art. 33.X of the 2025 RDSK, Art. 2.24 of the 2025 CIK-FIA General Prescriptions and Art. 12.4 of the 2025 FIA International Sporting Code.

__The Competitor is reminded that in accordance with Art. 24.3 of the 2025 RDSK, the above penalty is not susceptible to appeal.

**Decisione annunciata
Decision announced**

Data / Date: **08/02/2025**

Ora /Time: **11:33**

Nome / Name

Firma / Signature

Presidente del Collegio / Chairman of the Panel:

Oronzo DI BARI (ITA)

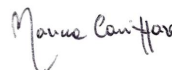


Membri del Collegio / Members of the Panel:

Luigi SCARANO (ITA)



Marina CANNIZZARO (ITA)



NOTIFICAZIONE AL CONCORRENTE / NOTIFICATION TO THE RELEVANT ENTRANT

Io sottoscritto:

I undersigned: Nome Cognome / personal name

Rappresentante del Concorrente: **BIRELART RACING SRL**

Representing the Entrant: Nome del Concorrente / Entrant's name

Certifico che sono stato informato del documento No. **59**
Certify that I have been notified of document No.

dai Commissari Sportivi dell'Evento.
by the Stewards of the Meeting.

Data / Date:

Ora /Time:

Firma / Signature:



DOCUMENT N° 58

**DECISIONE DEI COMMISSARI SPORTIVI
STEWARDS' DECISION**

PENALITA INFLITTA AL CONCORRENTE (NOME):
PENALTY INFLICTED UPON THE ENTRANT (NAME):

BABYRACE DRIVER ACADEMY

NAZIONALITA / NATIONALITY:

ITA

No.: **510**
No.:

PILOTA :
DRIVER :

WILLIAMS HARRY OLIVER

Parte dell'evento:
Concerns the part of the event:

Mini Gr.3 - Eliminary Heat A-C

DECISIONE / STATEMENT

5 Sec.

MOTIVAZIONE / REASON:

The Stewards having received a report from a Judge of Fact in the Technical Delegate (Doc n°48), having examined this report, have considered the following matter, determine the following:

__In the session concerned, the above-mentioned Driver was found with his Front Fairing in an incorrect position when the Chequered Flag was waved and he crossed the Finish Line.

__This fact is a violation against Art. 24 and 24.3 of the 2025 RDSK.

__The Stewards impose this penalty according to Art. 33.X of the 2025 RDSK, Art. 2.24 of the 2025 CIK-FIA General Prescriptions and Art. 12.4 of the 2025 FIA International Sporting Code.

__The Competitor is reminded that in accordance with Art. 24.3 of the 2025 RDSK, the above penalty is not susceptible to appeal.

**Decisione annunciata
Decision announced**

Data / Date: **08/02/2025**

Ora /Time: **11:32**

Nome / Name

Firma / Signature

Presidente del Collegio / Chairman of the Panel:

Oronzo DI BARI (ITA)

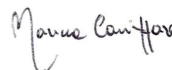


Membri del Collegio / Members of the Panel:

Luigi SCARANO (ITA)



Marina CANNIZZARO (ITA)



NOTIFICAZIONE AL CONCORRENTE / NOTIFICATION TO THE RELEVANT ENTRANT

Io sottoscritto:

I undersigned: Nome Cognome / personal name

Rappresentante del Concorrente: **BABYRACE DRIVER ACADEMY**

Representing the Entrant: Nome del Concorrente / Entrant's name

Certifico che sono stato informato del documento No. **58**
Certify that I have been notified of document No.

dai Commissari Sportivi dell'Evento.
by the Stewards of the Meeting.

Data / Date:

Ora /Time:

Firma / Signature:



WSK Super Master Series

INTERNATIONAL CIRCUIT NAPOLI

6 - 9 FEBRUARY 2025

MINI GR3



Mini Gr.3

Eliminatory Heat A-C Lap Chart

For information purposes. No official / regulatory value

	1	2	3	4	5	6	7	8	9	10	11	12	13	14	15	16	17	18	19	20	21	22	23	24	25	26	27	28	29	30
Grid	553	522	547	521	513	571	575	510	560	503	515	557	543	529	558	519	509	598	572	589	597	573	576	549	578	582	536	526	588	520
Start	553	547	513	522	575	521	560	571	515	510	543	503	557	558	529	509	519	572	597	589	573	576	549	582	578	526	536	588	598	520
Lap 1 Interval	553	547 0.2	513 0.6	560 0.0	575 0.2	521 0.0	571 0.0	515 0.1	510 0.8	503 0.0	543 0.2	558 0.3	557 0.1	522 0.0	529 0.2	573 0.1	576 0.2	597 0.0	572 0.6	589 0.0	582 0.5	549 0.7	519 0.1	598 0.7	588 0.0	520 0.0	526 0.5	536 0.2	578 0.1	509 9.2
Lap 2	553	547 0.1	521 0.6	560 0.0	513 0.1	571 0.1	575 0.2	515 0.0	503 0.4	510 0.1	543 0.4	557 0.3	522 0.5	529 0.3	573 0.1	558 0.0	576 0.1	597 0.2	572 0.2	582 1.3	589 0.1	549 0.5	519 0.2	520 0.0	588 0.3	598 0.0	536 2.5	526 0.2	578 0.1	509 8.3
Lap 3	553	547 0.2	521 0.0	560 0.7	515 0.3	571 0.1	513 0.1	575 0.3	510 0.0	503 0.0	543 0.2	557 0.3	522 0.1	558 1.3	529 0.0	597 0.2	576 0.2	572 0.4	573 2.7	520 0.0	589 0.1	582 0.2	519 0.0	598 0.0	549 0.2	588 0.0	536 2.1	578 0.7	526 0.1	509 7.9
Lap 4	553	521 0.0	547 0.8	515 0.2	560 0.0	513 0.2	571 0.1	575 0.8	510 0.1	503 0.1	543 0.0	522 0.0	557 0.3	558 1.2	576 0.3	529 0.0	597 0.1	572 1.1	520 3.6	582 0.1	598 0.2	588 0.6	549 0.0	519 0.1	589 0.1	573 0.0	536 0.4	578 1.1	526 0.4	509 7.8
Lap 5	553	521 0.1	515 1.0	547 0.0	513 0.2	560 0.0	571 0.3	510 1.3	543 0.1	503 0.2	575 0.1	522 0.1	557 0.0	558 1.0	576 0.4	529 0.6	597 0.0	572 1.6	582 3.0	520 0.0	598 0.2	549 0.8	588 0.5	573 0.3	589 0.0	519 0.1	536 0.1	578 1.2	526 0.9	509 7.1
Lap 6	521	553 0.0	560 1.9	513 0.0	547 0.1	571 0.0	515 1.2	510 0.0	522 0.0	557 0.8	503 0.0	575 0.0	558 0.0	543 0.1	576 0.0	597 1.4	529 0.1	572 1.8	582 2.6	520 0.0	598 0.0	549 0.9	573 1.8	589 1.0	536 0.0	578 0.0	588 0.1	519 0.6	526 0.3	509 6.4

Timing

Race Director





Mini Gr.3

Eliminatory Heat A-C Analysis

For information purposes. No official / regulatory value

Laps	Sector 1	Sector 2	Sector 3	Spd	Lap Time
No.503 DI FILIPPO DAVIDE					
1	23.255	26.436	19.218	111	1:08.909
2	21.259	25.761	19.304	110	1:06.324
3	21.391	25.923	19.209	109	1:06.523
4	21.360	25.758	19.699	112	1:06.817
5	21.436	26.160	19.318	108	1:06.914
6	21.735	26.687	19.847	102	1:08.269

Laps	Sector 1	Sector 2	Sector 3	Spd	Lap Time
No.509 MIR ATIQA ASIF					
1	23.694	39.354	20.412	104	1:23.460
2	22.006	26.563	19.825	105	1:08.394
3	21.691	26.164	19.653	105	1:07.508
4	21.580	26.105	19.774	105	1:07.459
5	21.614	25.937	19.698	105	1:07.249
6	21.598	26.085	19.774	104	1:07.457

Laps	Sector 1	Sector 2	Sector 3	Spd	Lap Time
No.510 WILLIAMS HARRY OLIVER					
1	23.092	26.452	19.394	110	1:08.938
2	21.461	25.728	19.296	110	1:06.485
3	21.373	25.707	19.279	108	1:06.359
4	21.308	26.126	19.294	109	1:06.728
5	21.393	25.806	19.471	107	1:06.670
6	21.713	26.027	19.935	106	1:07.675

Laps	Sector 1	Sector 2	Sector 3	Spd	Lap Time
No.513 RATAJSKI STAN					
1	22.356	25.796	19.618	110	1:07.770
2	21.314	25.905	19.591	109	1:06.810
3	21.367	25.907	19.766	110	1:07.040
4	21.227	25.497	19.245	110	1:05.969
5	21.181	25.694	19.226	110	1:06.101
6	21.374	26.483	19.896	107	1:07.753

Laps	Sector 1	Sector 2	Sector 3	Spd	Lap Time
No.515 NACHAWATI LIAM MAJED					
1	22.925	25.928	19.223	110	1:08.076
2	21.528	25.949	19.363	112	1:06.840
3	21.285	25.715	19.212	109	1:06.212
4	21.128	25.488	19.274	110	1:05.890
5	21.145	25.605	19.384	108	1:06.134
6	21.491	28.201	19.937	106	1:09.629

Laps	Sector 1	Sector 2	Sector 3	Spd	Lap Time
No.519 TOMAEV ALAN					
1	25.050	27.085	20.239	107	1:12.374
2	21.831	26.227	19.636	109	1:07.694
3	21.684	26.194	19.824	109	1:07.702
4	22.458	26.293	20.173	106	1:08.924
5	21.865	26.387	19.664	106	1:07.916
6	21.932	26.554	21.655	60	1:10.141

Laps	Sector 1	Sector 2	Sector 3	Spd	Lap Time
No.520 GESSESSE BWANA					
1	25.493	27.045	19.728	110	1:12.266
2	21.682	25.860	19.364	109	1:06.906
3	21.510	25.795	19.946	109	1:07.251
4	22.464	26.019	19.500	106	1:07.983
5	21.481	26.057	19.632	106	1:07.170
6	21.486	26.068	19.855	105	1:07.409

Laps	Sector 1	Sector 2	Sector 3	Spd	Lap Time
No.521 PERICO NICCOLO'					
1	22.771	25.770	19.429	110	1:07.970
2	21.263	25.834	19.232	110	1:06.329

Laps	Sector 1	Sector 2	Sector 3	Spd	Lap Time
3	21.101	25.669	19.091	111	1:05.861
4	21.240	25.481	19.179	111	1:05.900
5	21.116	25.669	19.361	109	1:06.146
6	21.413	25.695	20.004	105	1:07.112

Laps	Sector 1	Sector 2	Sector 3	Spd	Lap Time
No.522 KOSTRZEWA BLAZEJ					
1	23.311	27.007	19.591	111	1:09.909
2	21.500	26.274	19.223	108	1:06.997
3	21.262	25.532	19.120	111	1:05.914
4	21.305	25.738	19.099	111	1:06.142
5	21.666	25.886	19.482	111	1:07.034
6	21.725	25.911	19.429	108	1:07.065

Laps	Sector 1	Sector 2	Sector 3	Spd	Lap Time
No.526 CAPODIFERRO CARMINE					
1	24.840	28.044	20.265	108	1:13.149
2	22.084	27.467	19.945	108	1:09.496
3	21.905	26.314	19.864	108	1:08.083
4	21.658	26.189	19.742	107	1:07.589
5	21.886	26.290	19.816	105	1:07.992
6	21.846	26.450	19.867	102	1:08.163

Laps	Sector 1	Sector 2	Sector 3	Spd	Lap Time
No.529 IANNONE ANDREA					
1	23.560	26.800	19.430	109	1:09.790
2	21.574	26.160	19.310	108	1:07.044
3	21.518	26.115	19.322	110	1:06.955
4	21.397	25.807	19.561	110	1:06.765
5	21.492	26.103	19.650	107	1:07.245
6	21.620	26.441	19.659	108	1:07.720

Laps	Sector 1	Sector 2	Sector 3	Spd	Lap Time
No.536 SEDEK JAN					
1	25.524	27.748	20.139	107	1:13.411
2	21.881	27.323	19.794	104	1:08.998
3	21.829	25.953	19.568	105	1:07.350
4	21.619	25.880	19.467	107	1:06.966
5	21.581	26.232	19.608	107	1:07.421
6	22.063	26.374	20.686	100	1:09.123

Laps	Sector 1	Sector 2	Sector 3	Spd	Lap Time
No.543 NOVIELLO GIUSEPPE					
1	23.398	26.407	19.350	109	1:09.155
2	21.385	25.859	19.375	107	1:06.619
3	21.337	25.701	19.237	109	1:06.275
4	21.332	25.895	19.365	111	1:06.592
5	21.496	25.721	19.412	107	1:06.629
6	21.793	27.440	19.491	107	1:08.724

Laps	Sector 1	Sector 2	Sector 3	Spd	Lap Time
No.547 MOSCARDI DAVID					
1	21.857	25.925	19.414	108	1:07.196
2	21.395	25.778	19.407	108	1:06.580
3	21.329	25.821	19.287	109	1:06.437
4	21.481	25.749	19.581	107	1:06.811
5	21.294	25.855	19.317	109	1:06.466
6	21.511	26.800	19.834	106	1:08.145

Laps	Sector 1	Sector 2	Sector 3	Spd	Lap Time
No.549 MIRICI ANTONIO					
1	24.942	27.100	19.945	107	1:11.987
2	21.738	26.279	19.518	107	1:07.535
3	21.698	27.071	19.559	109	1:08.328
4	22.488	26.223	19.710	108	1:08.421
5	21.516	25.783	19.774	105	1:07.073

Laps	Sector 1	Sector 2	Sector 3	Spd	Lap Time
6	21.733	25.950	19.674	106	1:07.357
No.553 REA ACHILLE					
1	21.810	25.860	19.370	107	1:07.040
2	21.461	25.809	19.341	107	1:06.611
3	21.316	25.706	19.314	107	1:06.336
4	21.279	25.664	19.274	110	1:06.217
5	21.092	25.561	19.376	106	1:06.029
6	21.469	25.654	20.186	105	1:07.309

Laps	Sector 1	Sector 2	Sector 3	Spd	Lap Time
No.557 FELDE MAX					
1	23.880	26.320	19.307	111	1:09.507
2	21.330	25.851	19.338	109	1:06.519
3	21.363	25.721	19.215	110	1:06.299
4	21.349	26.005	19.260	110	1:06.614
5	21.461	25.953	19.360	111	1:06.774
6	21.587	26.387	19.917	104	1:07.891

Laps	Sector 1	Sector 2	Sector 3	Spd	Lap Time
No.558 KOVTUNENKO PLATON					
1	23.414	26.648	19.323	109	1:09.385
2	21.629	26.864	19.274	109	1:07.767
3	21.562	25.710	19.356	110	1:06.628
4	21.323	25.666	19.381	107	1:06.370
5	21.366	25.803	19.468	106	1:06.637
6	21.468	25.978	19.519	108	1:06.965

Laps	Sector 1	Sector 2	Sector 3	Spd	Lap Time
No.560 D'ASCOLI LUIGI					
1	22.419	25.899	19.371	110	1:07.689
2	21.361	26.065	19.191	110	1:06.617
3	21.586	25.631	19.324	107	1:06.541
4	21.321	25.783	19.219	110	1:06.323
5	21.334	25.907	19.198	110	1:06.439
6	21.444	26.180	20.015	107	1:07.639

Laps	Sector 1	Sector 2	Sector 3	Spd	Lap Time
No.571 COLUCCI EDOARDO					
1	22.626	26.062	19.283	109	1:07.971
2	21.402	25.871	19.383	109	1:06.656
3	21.436	25.805	19.455	110	1:06.696
4	21.223	25.818	19.205	110	1:06.246
5	21.230	25.744	19.367	108	1:06.341
6	21.382	26.395	19.851	105	1:07.628

Laps	Sector 1	Sector 2	Sector 3	Spd	Lap Time
No.572 MOEHRING HENRI					
1	24.010	27.049	19.746	107	1:10.805
2	21.481	25.994</			



Mini Gr.3

Eliminatory Heat A-C Analysis

For information purposes. No official / regulatory value

Laps	Sector 1	Sector 2	Sector 3	Spd	Lap Time
2	21.558	26.262	19.202	111	1:07.022
3	21.232	25.902	19.768	107	1:06.902
4	21.569	25.780	19.268	108	1:06.617
5	21.943	25.744	19.644	108	1:07.331
6	22.046	26.380	19.721	107	1:08.147

Laps	Sector 1	Sector 2	Sector 3	Spd	Lap Time
5	21.485	25.817	19.639	107	1:06.941
6	21.591	26.022	19.639	106	1:07.252

No.576 KOSTECKI JAY

1	24.056	26.503	19.325	110	1:09.884
2	21.447	26.310	19.330	110	1:07.087
3	21.585	26.086	19.281	109	1:06.952
4	21.216	25.647	19.369	108	1:06.232
5	21.401	25.799	19.488	106	1:06.688
6	21.420	25.857	19.501	108	1:06.778

No.578 MONTANARI MATTIA

1	25.170	27.848	20.627	109	1:13.645
2	22.024	27.235	19.955	108	1:09.214
3	21.886	26.312	19.524	106	1:07.722
4	21.668	25.983	19.729	106	1:07.380
5	21.635	26.050	19.777	105	1:07.462
6	21.714	26.185	20.050	102	1:07.949

No.582 BUFFO ANDREA

1	24.475	26.356	20.306	106	1:11.137
2	21.598	25.915	20.089	101	1:07.602
3	21.762	26.238	20.640	108	1:08.640
4	21.893	26.393	19.512	107	1:07.798
5	21.449	25.816	19.691	106	1:06.956
6	21.758	25.966	19.704	105	1:07.428

No.588 MAKSUD EMIR

1	25.573	27.003	19.851	105	1:12.427
2	21.800	26.098	19.371	107	1:07.269
3	21.661	26.300	19.782	109	1:07.743
4	22.223	26.315	19.751	108	1:08.289
5	21.771	26.033	19.836	104	1:07.640
6	22.138	26.335	21.475	99	1:09.948

No.589 VLASAK LIBOR

1	24.380	26.616	19.821	108	1:10.817
2	21.825	26.101	20.347	102	1:08.273
3	21.913	26.169	20.243	107	1:08.325
4	23.294	26.166	19.828	108	1:09.288
5	21.601	26.219	19.866	105	1:07.686
6	21.917	26.270	21.194	98	1:09.381

No.597 PATTISON COLBE

1	24.100	26.721	19.314	111	1:10.135
2	21.529	26.338	19.395	109	1:07.262
3	21.477	25.698	19.252	110	1:06.427
4	21.331	25.877	19.477	110	1:06.685
5	21.454	25.905	19.823	107	1:07.182
6	21.682	26.187	19.679	107	1:07.548

No.598 TONNA AYRTON

1	24.862	27.478	19.955	109	1:12.295
2	21.965	26.064	19.292	110	1:07.321
3	21.465	26.073	19.814	109	1:07.352
4	22.312	26.202	19.465	107	1:07.979



Mini Gr.3

Eliminatory Heat A-C Starting Grid


Document 11

29 th	588	MAKSUD EMIR HENZA KART / TM KART / VEGA	MP ACADEMY GAMOTO		15	520	GESSESSE BWANA PAROLIN / IAME / VEGA	BABYRACE DRIVER ACADEMY		30 th
27 th	536	SEDEK JAN HENZA KART / TM KART / VEGA	MP ACADEMY GAMOTO		14	526	CAPODIFERRO CARMINE KR / IAME / VEGA	TEAM DRIVER RACING KART		28 th
25 th	578	MONTANARI MATTIA ENERGY CORSE / TM KART / VEGA	PROJECT DI SPINOZZI MARINO		13	582	BUFFO ANDREA PAROLIN / IAME / VEGA	DI POTO LUIGI		26 th
23 th	576	KOSTECKI JAY ENERGY CORSE / TM KART / VEGA	ENERGY CORSE SRL		12	549	MIRICI ANTONIO LENZOKART / LKE / VEGA	NOVALUX SRL		24 th
21 th	597	PATTISON COLBE TGROUPE / TM KART / VEGA	KALI KART RACING		11	573	CHANG SHUO TING BIRELART / TM KART / VEGA	BIRELART RACING SRL		22 th
19 th	572	MOEHRING HENRI TONY KART / VORTEX / VEGA	TONY KART RACING TEAM		10	589	VLASAK LIBOR IPK / TM KART / VEGA	IPK FACTORY TEAM		20 th
17 th	509	MIR ATIQA ASIF PAROLIN / IAME / VEGA	BABYRACE DRIVER ACADEMY		9	598	TONNA AYRTON TGROUPE / TM KART / VEGA	KALI KART RACING		18 th
15 th	558	KOVTUNENKO PLATON ENERGY CORSE / IAME / VEGA	BORSCH RACING		8	519	TOMAEV ALAN PAROLIN / IAME / VEGA	BABYRACE DRIVER ACADEMY		16 th
13 th	543	NOVIELLO GIUSEPPE HENZA KART / TM KART / VEGA	MP ACADEMY GAMOTO		7	529	IANNONE ANDREA TONY KART / VORTEX / VEGA	TONY KART RACING TEAM		14 th
11 th	515	NACHAWATI LIAM MAJED PAROLIN / IAME / VEGA	BABYRACE DRIVER ACADEMY		6	557	FELDE MAX TONYKART / TM KART / VEGA	WARD RACING		12 th
9 th	560	D'ASCOLI LUIGI PAROLIN / TM KART / VEGA	LA MOTORSPORT		5	503	DI FILIPPO DAVIDE PAROLIN / IAME / VEGA	BABYRACE DRIVER ACADEMY		10 th
7 th	575	PELFRENE TEO KR / IAME / VEGA	KIDIX DRIVER PERFORMANCE		4	510	WILLIAMS HARRY OLIVER PAROLIN / IAME / VEGA	BABYRACE DRIVER ACADEMY		8 th
5 th	513	RATAJSKI STAN PAROLIN / IAME / VEGA	BABYRACE DRIVER ACADEMY		3	571	COLUCCI EDOARDO PAROLIN / TM KART / VEGA	LA MOTORSPORT		6 th
3 rd	547	MOSCARDI DAVID LENZOKART / LKE / VEGA	NOVALUX SRL		2	521	PERICO NICCOLO' KR / IAME / VEGA	TEAM DRIVER RACING KART		4 th
1 st	553	REA ACHILLE TGROUPE / TM KART / VEGA	CRG RACING TEAM		1	522	KOSTRZEWA BLAZEJ KR / IAME / VEGA	TEAM DRIVER RACING KART		2 nd

POLE POSITION



Start : 08/02 - 10:50 6 Laps = 10.020 km

Timing 

Race Director



Super Master Series Rnd 2 - Sarno (ITA) 06-09/02/2025

Timekeeping by LSTiming



Mini Gr.3

Eliminatory Heat C-D Results

Document 16.1 OFFICIAL

Rnk	No.	Entrant	Nation	Driver	Nation	Equipment	Laps	Time	Gap	Interv.	Best lap	Penalty	Points
1 ▲ ¹	570	DR SRL	ITA	LAZARO XAVIER	POR	DR / TM KART / VEGA	6	6:43.274			1:06.183		0
2 ▼ ¹	522	TEAM DRIVER RACING KART	ITA	KOSTRZEWA BLAZEJ	POL	KR / IAME / VEGA	6	6:43.372	0.098	0.098	1:06.103		5
3 =	521	TEAM DRIVER RACING KART	ITA	PERICO NICCOLO'	ITA	KR / IAME / VEGA	6	6:44.479	1.205	1.107	1:06.544		8
4 ▲ ²	502	BABYRACE DRIVER ACADEMY	ITA	ROBERTSON MASON	GBR	PAROLIN / IAME / VEGA	6	6:44.700	1.426	0.221	1:06.308		9
5 ▼ ¹	533	TONY KART RACING TEAM	ITA	POUJOL JEAN ANDRE RA	FRA	TONY KART / VORTEX / VEG	6	6:44.886	1.612	0.186	1:06.563		10
6 ▲ ²	541	PAROLIN MOTORSPORT	ITA	HEDFORS ELTON	SWE	PAROLIN / TM KART / VEGA	6	6:45.014	1.740	0.128	1:06.491		11
7 ▲ ²	503	BABYRACE DRIVER ACADEMY	ITA	DI FILIPPO DAVIDE	ITA	PAROLIN / IAME / VEGA	6	6:45.400	2.126	0.386	1:06.470		12
8 ▲ ²	551	WARD RACING	SWE	IANNI ANTONIO	ITA	TONY KART / TM KART / VEG	6	6:46.015	2.741	0.615	1:06.199		13
9 ▲ ⁵	594	BABYRACE DRIVER ACADEMY	ITA	YOON ISAAC	KOR	PAROLIN / IAME / VEGA	6	6:46.054	2.780	0.039	1:06.414		14
10 ▲ ¹	557	WARD RACING	SWE	FELDE MAX	GER	TONYKART / TM KART / VEG	6	6:46.354	3.080	0.300	1:06.113		15
11 ▲ ¹¹	569	SPINOPROJECT RACING TEAM	ITA	LINDEMAN SENN	NED	ENERGY CORSE / TM KART /	6	6:48.228	4.954	1.874	1:06.505		16
12 ▼ ⁵	510	BABYRACE DRIVER ACADEMY	ITA	WILLIAMS HARRY OLIVER	GBR	PAROLIN / IAME / VEGA	6	6:48.853	5.579	0.625	1:06.603		17
13 ▲ ¹¹	568	SPINOPROJECT RACING TEAM	ITA	MUIJS CEES	NED	ENERGY CORSE / TM KART /	6	6:48.906	5.632	0.053	1:06.415		18
14 ▲ ⁴	514	BABYRACE DRIVER ACADEMY	ITA	TUZUNER CAN GUNFER	TUR	PAROLIN / IAME / VEGA	6	6:48.944	5.670	0.038	1:06.242		19
15 ▼ ²	529	TONY KART RACING TEAM	ITA	IANNONE ANDREA	ITA	TONY KART / VORTEX / VEG	6	6:49.567	6.293	0.623	1:07.050		20
16 ▲ ⁵	573	BIRELART RACING SRL	ITA	CHANG SHUO TING	TPE	BIRELART / TM KART / VEGA	6	6:50.443	7.169	0.876	1:06.518		21
17 ▼ ¹²	571	LA MOTORSPORT	ITA	COLUCCI EDOARDO	ITA	PAROLIN / TM KART / VEGA	6	6:50.702	7.428	0.259	1:07.240		22
18 ▼ ³	519	BABYRACE DRIVER ACADEMY	ITA	TOMAEV ALAN	ISR	PAROLIN / IAME / VEGA	6	6:50.959	7.685	0.257	1:06.695		23
19 ▲ ⁴	549	NOVALUX SRL	ITA	MIRICI ANTONIO	ITA	LENZOKART / LKE / VEGA	6	6:51.034	7.760	0.075	1:06.913		24
20 ▼ ⁴	544	PAROLIN MOTORSPORT	ITA	VERBA DANILA	///	PAROLIN / TM KART / VEGA	6	6:51.534	8.260	0.500	1:06.742		25
21 ▲ ⁴	582	DI POTO LUIGI	ITA	BUFFO ANDREA	ITA	PAROLIN / IAME / VEGA	6	6:51.953	8.679	0.419	1:06.786		26
22 ▼ ⁵	598	KALI KART RACING	ITA	TONNA AYRTON	MLT	TGROUP / TM KART / VEGA	6	6:52.384	9.110	0.431	1:06.560		27
23 ▲ ⁵	587	MP ACADEMY GAMOTO	ITA	GUGO VLADIMIR	///	HENZA KART / TM KART / VE	6	6:52.489	9.215	0.105	1:06.821		28
24 ▼ ⁴	534	TONY KART RACING TEAM	ITA	MANZANO SUAREZ MIGUE	MEX	TONY KART / VORTEX / VEG	6	6:52.701	9.427	0.212	1:06.432		29
25 ▲ ⁴	520	BABYRACE DRIVER ACADEMY	ITA	GESSESSE BWANA	KEN	PAROLIN / IAME / VEGA	6	6:53.026	9.752	0.325	1:06.899		30
26 ▲ ⁴	505	BABYRACE DRIVER ACADEMY	ITA	CORSI TOMMASO	ITA	PAROLIN / IAME / VEGA	6	6:53.375	10.101	0.349	1:07.077		31
27 ▼ ¹	590	IPK FACTORY TEAM	CZE	MIKES PETR	CZE	IPK / TM KART / VEGA	6	6:54.564	11.290	1.189	1:07.288		32
28 ▼ ⁹	589	IPK FACTORY TEAM	CZE	VLASAK LIBOR	CZE	IPK / TM KART / VEGA	6	6:50.905	12.631	1.341	1:07.297	+5.000	33
29 ▼ ²	526	TEAM DRIVER RACING KART	ITA	CAPODIFERRO CARMINE	ITA	KR / IAME / VEGA	6	7:05.135	21.861	9.230	1:07.972		34
30 ▼ ¹⁸	595	GPM RACING KART	ITA	NAPPI CHRISTIAN	ITA	KR / IAME / VEGA	1	1:10.195	5 Laps	5 Laps	1:08.189		35

No.589 VLASAK LIBOR : 5 Sec for Front Fairing not in the correct position. Secondo le decisioni degli steward N° 18.

Leaders : No.521 PERICO NICCOLO' (1-3) / No.533 POUJOL JEAN ANDRE RAYMOND (4-4) / No.521 PERICO NICCOLO' (5-5) / No.570 LAZARO XAVIER (6-6)

Start Time : 07:02 - 14:21:02 / Flag Time : 14:27:40 / End Time : 14:28:07

Best lap : No.522 KOSTRZEWA BLAZEJ 1:06.103 90.95 kph

Weather : Sunny Air : 17°C Track : Dry

Event Record : No.504 NANNI ALESSANDRO 1:05.626 91.61 kph

No.522 00:00


No.595 01:19
Lap 1

No.571 03:02
Lap 2

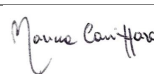
Chairman of the Panel



Steward



Steward



Super Master Series Rnd 2 - Sarno (ITA) 06-09/02/2025



DOCUMENT N° 18

**DECISIONE DEI COMMISSARI SPORTIVI
STEWARDS' DECISION**

PENALITA INFLITTA AL CONCORRENTE (NOME): **IPK FACTORY TEAM**
PENALTY INFLICTED UPON THE ENTRANT (NAME):

NAZIONALITA / NATIONALITY: **CZE**

No.: **589** PILOTA : **VLASAK LIBOR**
No.: DRIVER :

Parte dell'evento: **Mini Gr.3 - Eliminary Heat C-D**
Concerns the part of the event:

DECISIONE / STATEMENT

5 Sec.

MOTIVAZIONE / REASON:

The Stewards having received a report from a Judge of Fact in the Technical Delegate (Doc n°15), having examined this report, have considered the following matter, determine the following:

__In the session concerned, the above-mentioned Driver was found with his Front Fairing in an incorrect position when the Chequered Flag was waved and he crossed the Finish Line.

__This fact is a violation against Art. 24 and 24.3 of the 2025 RDSK.

__The Stewards impose this penalty according to Art. 33.X of the 2025 RDSK, Art. 2.24 of the 2025 CIK-FIA General Prescriptions and Art. 12.4 of the 2025 FIA International Sporting Code.

__The Competitor is reminded that in accordance with Art. 24.3 of the 2025 RDSK, the above penalty is not susceptible to appeal.

**Decisione annunciata
Decision announced**

Data / Date: **07/02/2025**

Ora /Time: **14:37**

Nome / Name

Firma / Signature

Presidente del Collegio / Chairman of the Panel:

Oronzo DI BARI (ITA)




Membri del Collegio / Members of the Panel:

Luigi SCARANO (ITA)



Marina CANNIZZARO (ITA)



NOTIFICAZIONE AL CONCORRENTE / NOTIFICATION TO THE RELEVANT ENTRANT

Io sottoscritto:

I undersigned: Nome Cognome / personal name

Rappresentante del Concorrente: **IPK FACTORY TEAM**

Representing the Entrant: Nome del Concorrente / Entrant's name

Certifico che sono stato informato del documento No. **18** dai Commissari Sportivi dell'Evento.
Certify that I have been notified of document No. by the Stewards of the Meeting.

Data / Date:

Ora /Time:

Firma / Signature:



WSK Super Master Series

INTERNATIONAL CIRCUIT NAPOLI

6 - 9 FEBRUARY 2025

MINI GR3



Mini Gr.3

Eliminatory Heat C-D Lap Chart

For information purposes. No official / regulatory value

	1	2	3	4	5	6	7	8	9	10	11	12	13	14	15	16	17	18	19	20	21	22	23	24	25	26	27	28	29	30
Grid	522	570	521	533	571	502	510	541	503	551	557	595	529	594	519	544	598	514	589	534	573	569	549	568	582	590	526	587	520	505
Start	522	570	521	533	571	502	510	541	503	551	557	595	529	594	544	519	598	514	589	582	573	534	569	526	568	590	587	549	520	505
Lap 1 Interval	521	533 0.0	522 0.0	570 0.4	502 0.0	503 0.2	555 0.2	557 0.0	541 0.8	510 0.1	544 0.5	551 0.2	594 0.2	589 0.5	571 0.2	529 0.0	582 0.0	519 0.0	514 0.0	569 0.0	568 0.1	590 0.2	534 0.0	587 0.1	549 0.5	520 0.1	505 0.1	598 0.0	573 0.1	526 0.3
Lap 2	521	533 0.0	570 0.1	522 1.0	502 0.0	557 0.6	510 0.4	503 0.0	541 0.0	551 0.3	544 0.2	594 0.4	582 1.3	589 0.0	529 0.2	571 0.1	569 0.2	519 0.1	568 0.2	514 0.3	590 0.1	549 0.3	520 0.4	534 0.2	573 0.0	587 0.3	598 0.0	505 0.6	526 6.5	
Lap 3	521	570 0.0	533 0.1	522 0.7	502 0.0	557 1.2	541 0.0	510 0.0	551 0.8	503 0.0	544 0.6	594 0.1	582 0.8	589 0.6	569 0.0	529 0.0	568 0.4	571 0.0	514 0.4	519 0.1	549 0.3	590 0.0	534 0.0	573 0.4	520 0.1	598 0.0	587 0.1	505 1.1	526 8.5	
Lap 4	533	570 0.1	522 0.1	521 0.0	502 0.3	541 2.1	503 0.2	551 0.0	557 0.4	594 0.3	510 0.3	544 0.0	582 0.9	569 0.3	568 0.3	589 0.1	514 0.0	529 0.2	571 0.3	519 0.1	549 0.5	573 0.1	598 0.3	520 0.2	534 0.2	587 0.3	505 1.2	590 1.0	526 8.4	
Lap 5	521	533 0.0	502 0.0	570 0.0	522 0.0	541 1.9	551 0.0	503 0.0	557 0.0	594 0.6	510 1.3	544 0.1	569 0.2	568 0.2	514 0.6	582 0.3	589 0.0	529 0.0	571 0.4	573 0.1	519 0.3	549 0.0	598 0.3	520 0.1	534 0.0	587 0.3	505 1.7	590 0.9	526 9.8	
Lap 6	570	522 0.0	521 1.1	502 0.2	533 0.1	541 0.1	503 0.3	551 0.6	594 0.0	557 0.3	569 1.8	510 0.6	568 0.0	514 0.0	529 0.6	573 0.8	571 0.2	589 0.2	519 0.0	549 0.0	544 0.5	582 0.4	598 0.4	587 0.1	534 0.2	520 0.3	505 0.3	590 1.1	526 10.5	

Timing

Race Director





Mini Gr.3

Eliminatory Heat C-D Analysis

For information purposes. No official / regulatory value

Laps	Sector 1	Sector 2	Sector 3	Spd	Lap Time
No.502 ROBERTSON MASON					
1	22.580	25.911	19.376	111	1:07.867
2	21.306	26.368	19.571	109	1:07.245
3	21.502	25.696	19.110	110	1:06.308
4	21.329	25.565	19.514	108	1:06.408
5	21.265	25.995	19.413	110	1:06.673
6	21.613	26.871	19.901	106	1:08.385

Laps	Sector 1	Sector 2	Sector 3	Spd	Lap Time
No.503 DI FILIPPO DAVIDE					
1	23.016	25.861	19.131	109	1:08.008
2	21.399	25.893	20.740	106	1:08.032
3	21.713	26.225	19.580	110	1:07.518
4	21.216	25.804	19.450	108	1:06.470
5	21.825	25.649	19.097	110	1:06.571
6	21.364	26.127	19.377	108	1:06.868

Laps	Sector 1	Sector 2	Sector 3	Spd	Lap Time
No.505 CORSI TOMMASO					
1	24.498	27.446	19.919	109	1:11.863
2	23.583	26.246	19.475	106	1:09.304
3	21.539	26.032	19.697	106	1:07.268
4	21.636	25.976	19.840	105	1:07.452
5	21.626	25.950	19.761	105	1:07.337
6	21.487	26.043	19.547	107	1:07.077

Laps	Sector 1	Sector 2	Sector 3	Spd	Lap Time
No.510 WILLIAMS HARRY OLIVER					
1	22.937	25.986	20.487	109	1:09.410
2	21.382	25.805	19.478	109	1:06.665
3	21.320	25.939	19.344	106	1:06.603
4	21.559	25.851	21.238	105	1:08.648
5	21.964	26.083	19.411	106	1:07.458
6	21.474	27.012	19.711	106	1:08.197

Laps	Sector 1	Sector 2	Sector 3	Spd	Lap Time
No.514 TUZUNER CAN GUNFER					
1	23.165	28.313	19.724	111	1:11.202
2	22.211	26.735	19.537	109	1:08.483
3	21.289	26.260	19.434	108	1:06.983
4	21.346	25.824	19.072	109	1:06.242
5	21.314	25.951	19.594	107	1:06.859
6	21.285	25.967	19.697	107	1:06.949

Laps	Sector 1	Sector 2	Sector 3	Spd	Lap Time
No.519 TOMAEV ALAN					
1	23.948	27.310	19.946	110	1:11.204
2	22.020	26.553	19.396	109	1:07.969
3	21.438	26.780	19.523	108	1:07.741
4	21.529	25.846	19.320	109	1:06.695
5	21.345	26.263	20.116	104	1:07.724
6	21.404	26.127	19.926	107	1:07.457

Laps	Sector 1	Sector 2	Sector 3	Spd	Lap Time
No.520 GESSESSE BWANA					
1	24.374	27.357	20.084	108	1:11.815
2	22.307	26.156	19.596	107	1:08.059
3	21.471	26.361	19.522	108	1:07.354
4	21.281	26.194	19.424	107	1:06.899
5	21.366	25.870	19.783	105	1:07.019
6	21.516	27.571	19.834	106	1:08.921

Laps	Sector 1	Sector 2	Sector 3	Spd	Lap Time
No.521 PERICO NICCOLO'					
1	21.951	25.998	19.384	106	1:07.333
2	21.375	25.722	19.465	106	1:06.562

Laps	Sector 1	Sector 2	Sector 3	Spd	Lap Time
3	21.310	25.934	19.300	106	1:06.544
4	21.851	25.736	19.580	110	1:07.167
5	21.351	25.895	19.673	110	1:06.919
6	21.507	26.775	19.937	106	1:08.219

Laps	Sector 1	Sector 2	Sector 3	Spd	Lap Time
No.522 KOSTRZEWA BLAZEJ					
1	22.205	25.966	19.351	111	1:07.522
2	21.545	26.457	19.673	108	1:07.675
3	21.385	25.687	19.240	108	1:06.312
4	21.124	25.689	19.290	110	1:06.103
5	21.499	26.452	19.247	110	1:07.198
6	21.803	25.911	19.177	108	1:06.891

Laps	Sector 1	Sector 2	Sector 3	Spd	Lap Time
No.526 CAPODIFERRO CARMINE					
1	25.119	27.279	20.385	108	1:12.783
2	22.881	32.210	20.267	104	1:15.358
3	22.360	26.909	20.021	105	1:09.290
4	22.143	26.460	19.727	105	1:08.330
5	21.983	26.852	19.895	105	1:08.730
6	21.936	26.301	19.735	105	1:07.972

Laps	Sector 1	Sector 2	Sector 3	Spd	Lap Time
No.529 IANNONE ANDREA					
1	23.395	27.435	20.359	106	1:11.189
2	22.017	26.188	19.256	108	1:07.461
3	21.551	26.270	19.352	109	1:07.173
4	21.780	26.270	19.387	109	1:07.437
5	21.468	26.274	19.436	108	1:07.178
6	21.483	26.030	19.537	107	1:07.050

Laps	Sector 1	Sector 2	Sector 3	Spd	Lap Time
No.533 POUJOL JEAN ANDRE RAYMOND					
1	22.353	25.832	19.190	111	1:07.375
2	21.431	25.825	19.307	110	1:06.563
3	21.579	25.802	19.320	109	1:06.701
4	21.361	25.761	19.515	105	1:06.637
5	21.552	25.885	19.801	105	1:07.238
6	22.207	26.238	20.171	107	1:08.616

Laps	Sector 1	Sector 2	Sector 3	Spd	Lap Time
No.534 MANZANO SUAREZ MIGUEL ENRIQUE					
1	24.482	27.484	19.422	110	1:11.388
2	23.921	25.861	19.434	108	1:09.216
3	21.259	25.748	19.425	109	1:06.432
4	21.495	26.957	19.286	109	1:07.738
5	21.301	25.982	19.572	103	1:06.855
6	21.504	27.450	19.595	108	1:08.549

Laps	Sector 1	Sector 2	Sector 3	Spd	Lap Time
No.541 HEDFORS ELTON					
1	23.397	26.170	19.656	107	1:09.223
2	21.374	26.019	19.494	109	1:06.887
3	21.388	25.617	19.486	103	1:06.491
4	21.870	25.822	19.552	105	1:07.244
5	21.659	25.733	19.287	109	1:06.679
6	21.155	25.790	19.647	107	1:06.592

Laps	Sector 1	Sector 2	Sector 3	Spd	Lap Time
No.544 VERBA DANILA					
1	23.581	26.652	19.484	108	1:09.717
2	21.450	25.985	19.307	108	1:06.742
3	21.544	26.546	19.464	107	1:07.554
4	21.305	25.814	19.994	105	1:07.113
5	21.823	26.380	19.307	108	1:07.510

Laps	Sector 1	Sector 2	Sector 3	Spd	Lap Time
6	21.546	26.637	22.585	103	1:10.768
No.549 MIRICI ANTONIO					
1	24.594	27.389	19.735	108	1:11.718
2	22.368	26.076	19.344	108	1:07.788
3	21.487	26.046	19.485	108	1:07.018
4	21.426	26.016	19.471	107	1:06.913
5	21.492	26.084	19.662	107	1:07.238
6	21.539	26.104	19.820	108	1:07.463

Laps	Sector 1	Sector 2	Sector 3	Spd	Lap Time
No.551 IANNI ANTONIO					
1	23.836	26.865	19.460	108	1:10.161
2	21.322	25.595	19.282	108	1:06.199
3	21.468	26.252	19.381	107	1:07.101
4	21.401	25.861	19.348	110	1:06.610
5	21.629	25.573	19.241	110	1:06.443
6	21.273	26.508	19.757	106	1:07.538

Laps	Sector 1	Sector 2	Sector 3	Spd	Lap Time
No.557 FELDE MAX					
1	23.226	25.884	19.129	107	1:08.239
2	21.401	25.783	20.114	107	1:07.298
3	21.492	25.840	19.618	106	1:06.950
4	21.804	25.808	20.411	106	1:08.023
5	21.490	25.577	19.046	111	1:06.113
6	21.408	26.188	20.135	107	1:07.731

Laps	Sector 1	Sector 2	Sector 3	Spd	Lap Time
No.568 MUIJS CEES					
1	23.940	27.202	19.749	109	1:10.891
2	22.236	26.336	19.352	109	1:07.924
3	21.310	25.921	19.570	108	1:06.801
4	21.610	25.630	19.309	108	1:06.549
5	21.251	25.824	19.340	107	1:06.415
6	21.319	26.485	19.784	105	1:07.588

Laps	Sector 1	Sector 2	Sector 3	Spd	Lap Time
No.569 LINDEMAN SENN					
1	24.289	27.124	19.500	107	1:10.913
2	22.246	25.995	19.397	109	1:07.638
3	21.443	25.812	19.406	108	1:06.661
4	21.427	25.789	19.497	107	1:06.713
5	21.428	25.762	19.315	108	1:06.505
6	21.430	26.185	19.590	105	1:07.205

Laps	Sector 1	Sector 2	Sector 3	Spd	Lap Time
No.570 LAZARO XAVIER					
1	22.836	25.918	19.182	111	1:07.936
2	21.227	25			



Mini Gr.3

Eliminatory Heat C-D Analysis

For information purposes. No official / regulatory value

Laps	Sector 1	Sector 2	Sector 3	Spd	Lap Time
2	22.623	26.131	19.337	110	1:08.091
3	21.358	26.016	19.439	108	1:06.813
4	21.294	25.901	19.323	108	1:06.518
5	21.448	25.717	19.470	107	1:06.635
6	21.322	26.121	19.848	106	1:07.291

No.582 BUFFO ANDREA

1	24.164	27.057	19.752	108	1:10.973
2	21.594	25.922	19.546	107	1:07.062
3	21.502	25.791	19.493	107	1:06.786
4	21.378	25.839	19.787	105	1:07.004
5	21.619	26.526	20.068	107	1:08.213
6	21.579	27.675	20.310	104	1:09.564

No.587 GUGO VLADIMIR

1	24.327	27.194	19.623	109	1:11.144
2	23.947	26.180	19.360	108	1:09.487
3	21.536	25.941	19.391	111	1:06.868
4	21.418	26.410	19.470	107	1:07.298
5	21.330	25.967	19.524	108	1:06.821
6	21.421	26.938	19.628	108	1:07.987

No.589 VLASAK LIBOR

1	23.925	26.854	19.913	106	1:10.692
2	21.760	26.181	19.522	108	1:07.463
3	21.589	26.103	19.643	106	1:07.335
4	22.051	25.909	19.337	109	1:07.297
5	21.545	26.253	19.572	107	1:07.370
6	21.629	26.803	20.026	106	1:08.458

No.590 MIKES PETR

1	24.231	27.121	19.711	109	1:11.063
2	22.904	26.024	19.309	106	1:08.237
3	21.571	26.013	19.827	108	1:07.411
4	21.465	28.898	20.112	103	1:10.475
5	21.742	25.942	19.604	104	1:07.288
6	21.704	26.045	19.549	105	1:07.298

No.594 YOON ISAAC

1	23.909	26.775	19.629	108	1:10.313
2	21.461	25.836	19.303	109	1:06.600
3	21.529	26.043	19.709	108	1:07.281
4	21.322	25.764	19.501	106	1:06.587
5	21.318	25.813	19.283	107	1:06.414
6	21.493	25.875	19.403	107	1:06.771

No.595 NAPPI CHRISTIAN

1	23.093	25.824	19.272	106	1:08.189
---	--------	--------	--------	-----	----------

No.598 TONNA AYRTON

1	24.326	28.713	19.727	111	1:12.766
2	23.093	26.182	19.289	108	1:08.564
3	21.327	25.908	19.483	110	1:06.718
4	21.422	25.835	19.303	108	1:06.560
5	21.356	25.834	19.929	107	1:07.119
6	21.832	26.991	19.613	106	1:08.436





Mini Gr.3

Eliminatory Heat C-D Starting Grid

Document 10

29 th	520	GESSESSE BWANA PAROLIN / IAME / VEGA	BABYRACE DRIVER ACADEMY	15	505	CORSI TOMMASO PAROLIN / IAME / VEGA	BABYRACE DRIVER ACADEMY	30 th
27 th	526	CAPODIFERRO CARMINE KR / IAME / VEGA	TEAM DRIVER RACING KART	14	587	GUGO VLADIMIR HENZA KART / TM KART / VEGA	/// MP ACADEMY GAMOTO	28 th
25 th	582	BUFFO ANDREA PAROLIN / IAME / VEGA	DI POTO LUIGI	13	590	MIKES PETR IPK / TM KART / VEGA	IPK FACTORY TEAM	26 th
23 th	549	MIRICI ANTONIO LENZOKART / LKE / VEGA	NOVALUX SRL	12	568	MUIJS CEES ENERGY CORSE / TM KART / VEGA	KARTNOVBOJECT RACING TEAM ENERGY	24 th
21 th	573	CHANG SHUO TING BIRELART / TM KART / VEGA	BIRELART RACING SRL	11	569	LINDEMAN SENN ENERGY CORSE / TM KART / VEGA	KARTNOVBOJECT RACING TEAM ENERGY	22 th
19 th	589	VLASAK LIBOR IPK / TM KART / VEGA	IPK FACTORY TEAM	10	534	MANZANO SUAREZ MIGUEL ENRIQUE TONY KART / VORTEX / VEGA	TONY KART RACING TEAM	20 th
17 th	598	TONNA AYRTON TGROUPE / TM KART / VEGA	KALI KART RACING	9	514	TUZUNER CAN GUNFER PAROLIN / IAME / VEGA	BABYRACE DRIVER ACADEMY	18 th
15 th	519	TOMAEV ALAN PAROLIN / IAME / VEGA	BABYRACE DRIVER ACADEMY	8	544	VERBA DANILA PAROLIN / TM KART / VEGA	/// PAROLIN MOTORSPORT	16 th
13 th	529	IANNONE ANDREA TONY KART / VORTEX / VEGA	TONY KART RACING TEAM	7	594	YOON ISAAC PAROLIN / IAME / VEGA	BABYRACE DRIVER ACADEMY	14 th
11 th	557	FELDE MAX TONYKART / TM KART / VEGA	WARD RACING	6	595	NAPPI CHRISTIAN KR / IAME / VEGA	GPM RACING KART	12 th
9 th	503	DI FILIPPO DAVIDE PAROLIN / IAME / VEGA	BABYRACE DRIVER ACADEMY	5	551	IANNI ANTONIO TONY KART / TM KART / VEGA	WARD RACING	10 th
7 th	510	WILLIAMS HARRY OLIVER PAROLIN / IAME / VEGA	BABYRACE DRIVER ACADEMY	4	541	HEDFORS ELTON PAROLIN / TM KART / VEGA	PAROLIN MOTORSPORT	8 th
5 th	571	COLUCCI EDOARDO PAROLIN / TM KART / VEGA	LA MOTORSPORT	3	502	ROBERTSON MASON PAROLIN / IAME / VEGA	BABYRACE DRIVER ACADEMY	6 th
3 rd	521	PERICO NICCOLO' KR / IAME / VEGA	TEAM DRIVER RACING KART	2	533	POUJOL JEAN ANDRE RAYMOND TONY KART / VORTEX / VEGA	TONY KART RACING TEAM	4 th
1 st	522	KOSTRZEWA BLAZEJ KR / IAME / VEGA	TEAM DRIVER RACING KART	1	570	LAZARO XAVIER DR / TM KART / VEGA	DR SRL	2 nd

POLE POSITION



Start : 07:02 - 14:20 6 Laps = 10.020 km

Timing

Race Director



Super Master Series Rnd 2 - Sarno (ITA) 06-09/02/2025



Mini Gr.3

Eliminatory Heat A-B Results

Document 15.1 OFFICIAL

Rnk	No.	Entrant	Nation	Driver	Nation	Equipment	Laps	Time	Gap	Interv.	Best lap	Penalty	Points
1 ▲4	513	BABYRACE DRIVER ACADEMY	ITA	RATAJSKI STAN	ITA	PAROLIN / IAME / VEGA	6	6:39.632			1:06.039		0
2 ▲9	515	BABYRACE DRIVER ACADEMY	ITA	NACHAWATI LIAM MAJED	USA	PAROLIN / IAME / VEGA	6	6:39.646	0.014	0.014	1:05.851		5
3 ▼2	553	CRG RACING TEAM	ITA	REA ACHILLE	ITA	TGROUP / TM KART / VEGA	6	6:39.726	0.094	0.080	1:05.864		8
4 ▼1	547	NOVALUX SRL	ITA	MOSCARDI DAVID	ITA	LENZOKART / LKE / VEGA	6	6:40.683	1.051	0.957	1:06.248		9
5 ▲3	501	KIDIX DRIVER PERFORMANCE	SWE	DI PIETRANTONIO LOREN	ITA	KR / IAME / VEGA	6	6:42.787	3.155	2.104	1:06.079		10
6 ▲1	575	KIDIX DRIVER PERFORMANCE	SWE	PELFRENE TEO	ITA	KR / IAME / VEGA	6	6:42.817	3.185	0.030	1:06.357		11
7 ▲2	560	LA MOTORSPORT	ITA	D'ASCOLI LUIGI	ITA	PAROLIN / TM KART / VEGA	6	6:43.453	3.821	0.636	1:06.460		12
8 ▲2	555	CRG RACING TEAM	ITA	PIRVU ADAM	ROU	TGROUP / TM KART / VEGA	6	6:44.280	4.648	0.827	1:06.291		13
9 ▼3	504	BABYRACE DRIVER ACADEMY	ITA	NANNI ALESSANDRO	ITA	PAROLIN / IAME / VEGA	6	6:44.504	4.872	0.224	1:05.626		14
10 ▲6	540	MP ACADEMY GAMOTO	ITA	LOOMETS MARK	EST	HENZA KART / TM KART / VEGA	6	6:46.631	6.999	2.127	1:06.288		15
11 ▼9	552	CRG RACING TEAM	ITA	LAITINEN LEO	FIN	TGROUP / TM KART / VEGA	6	6:46.926	7.294	0.295	1:06.470		16
12 ▲6	528	TEAM DRIVER RACING KART	ITA	CHELIDZE LEON	GEO	KR / IAME / VEGA	6	6:46.962	7.330	0.036	1:06.169		17
13 ▲2	558	BORSCH RACING	UKR	KOVTUNENKO PLATON	UKR	ENERGY CORSE / IAME / VEGA	6	6:46.996	7.364	0.034	1:06.266		18
14 ▲7	597	KALI KART RACING	ITA	PATTISON COLBE	GBR	TGROUP / TM KART / VEGA	6	6:48.711	9.079	1.715	1:06.231		19
15 ▼3	545	PAROLIN MOTORSPORT	ITA	BRAGEOT MATTIS	ITA	PAROLIN / TM KART / VEGA	6	6:48.798	9.166	0.087	1:06.449		20
16 ▲7	576	ENERGY CORSE SRL	ITA	KOSTECKI JAY	AUS	ENERGY CORSE / TM KART / VEGA	6	6:49.122	9.490	0.324	1:06.407		21
17 ▼4	543	MP ACADEMY GAMOTO	ITA	NOVIELLO GIUSEPPE	ITA	HENZA KART / TM KART / VEGA	6	6:49.125	9.493	0.003	1:07.082		22
18 ▲2	518	BABYRACE DRIVER ACADEMY	ITA	VEGA ROYCE	USA	PAROLIN / IAME / VEGA	6	6:49.213	9.581	0.088	1:06.698		23
19 =	572	TONY KART RACING TEAM	ITA	MOEHRING HENRI	GER	TONY KART / VORTEX / VEGA	6	6:49.810	10.178	0.597	1:06.878		24
20 ▼6	511	BABYRACE DRIVER ACADEMY	ITA	BUGLIONE FRANCESCO	ITA	PAROLIN / IAME / VEGA	6	6:50.192	10.560	0.382	1:06.444		25
21 ▼4	509	BABYRACE DRIVER ACADEMY	ITA	MIR ATIQA ASIF	IND	PAROLIN / IAME / VEGA	6	6:50.253	10.621	0.061	1:06.708		26
22 ▲8	530	TONY KART RACING TEAM	ITA	MULLER TIBERIUS PAUL	GER	TONY KART / VORTEX / VEGA	6	6:50.610	10.978	0.357	1:06.725		27
23 ▼19	517	SM RACING	GBR	MAZEPIN STEPAN	///	GILLARD / TM KART / VEGA	6	6:47.097	12.465	1.487	1:06.282	+5.000	28
24 ▲4	574	BIRELART RACING SRL	ITA	GALIMBERTI EDOARDO	ITA	BIRELART / TM KART / VEGA	6	6:52.248	12.616	0.151	1:06.531		29
25 ▲2	536	MP ACADEMY GAMOTO	ITA	SEDEK JAN	SUI	HENZA KART / TM KART / VEGA	6	6:53.311	13.679	1.063	1:06.471		30
26 =	602	TEAM DRIVER RACING KART	ITA	GORE AXEL	SWE	KR / IAME / VEGA	6	6:53.590	13.958	0.279	1:06.828		31
27 ▲2	588	MP ACADEMY GAMOTO	ITA	MAKSUD EMIR	///	HENZA KART / TM KART / VEGA	6	6:53.868	14.236	0.278	1:07.077		32
28 ▼3	578	SPINOPROJECT DI SPINOZZI M	ITA	MONTANARI MATTIA	ITA	ENERGY CORSE / TM KART / VEGA	6	6:54.555	14.923	0.687	1:07.014		33
29 ▼5	559	BORSCH RACING	UKR	GARDZIELIK JAN	POL	ENERGY CORSE / IAME / VEGA	6	6:55.329	15.697	0.774	1:07.102		34
30 ▼8	531	TONY KART RACING TEAM	ITA	GORUN VICTOR THOMAS	USA	TONY KART / VORTEX / VEGA	5	5:45.999	1 Lap	1 Lap	1:07.036		35

No.517 MAZEPIN STEPAN : 5 Sec for Front Fairing not in the correct position. Secondo le decisioni degli steward N° 14.

Leaders : No.553 REA ACHILLE (1-4) / No.513 RATAJSKI STAN (5-6)

Start Time : 07:02 - 14:00:02 / Flag Time : 14:06:37 / End Time : 14:06:58

Best lap : No.504 NANNI ALESSANDRO 1:05.626 91.61 kph

Weather : Sunny Air : 16°C Track : Dry

Previous Event Record : No.553 REA ACHILLE 1:05.688 91.52 kph

No.528 02:17 Lap 1

No.543 03:34 Lap 3

Chairman of the Panel

Steward

Steward



DOCUMENT N° 14

**DECISIONE DEI COMMISSARI SPORTIVI
STEWARDS' DECISION**

PENALITA INFLITTA AL CONCORRENTE (NOME): **SM RACING**
PENALTY INFLICTED UPON THE ENTRANT (NAME):

NAZIONALITA / NATIONALITY: **GBR**

No.: **517** PILOTA : **MAZEPIN STEPAN**
No.: DRIVER :

Parte dell'evento: **Mini Gr.3 - Eliminary Heat A-B**
Concerns the part of the event:

DECISIONE / STATEMENT

5 Sec.

MOTIVAZIONE / REASON:

The Stewards having received a report from a Judge of Fact in the Technical Delegate (Doc n°14), having examined this report, have considered the following matter, determine the following:

__In the session concerned, the above-mentioned Driver was found with his Front Fairing in an incorrect position when the Chequered Flag was waved and he crossed the Finish Line.

__This fact is a violation against Art. 24 and 24.3 of the 2025 RDSK.

__The Stewards impose this penalty according to Art. 33.X of the 2025 RDSK, Art. 2.24 of the 2025 CIK-FIA General Prescriptions and Art. 12.4 of the 2025 FIA International Sporting Code.

__The Competitor is reminded that in accordance with Art. 24.3 of the 2025 RDSK, the above penalty is not susceptible to appeal.

**Decisione annunciata
Decision announced**

Data / Date: **07/02/2025**

Ora /Time: **14:19**

Nome / Name

Firma / Signature

Presidente del Collegio / Chairman of the Panel:

Oronzo DI BARI (ITA)

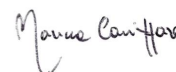


Membri del Collegio / Members of the Panel:

Luigi SCARANO (ITA)



Marina CANNIZZARO (ITA)



NOTIFICAZIONE AL CONCORRENTE / NOTIFICATION TO THE RELEVANT ENTRANT

Io sottoscritto:

I undersigned: Nome Cognome / personal name

Rappresentante del Concorrente: **SM RACING**

Representing the Entrant: Nome del Concorrente / Entrant's name

Certifico che sono stato informato del documento No. **14** dai Commissari Sportivi dell'Evento.
Certify that I have been notified of document No. by the Stewards of the Meeting.

Data / Date:

Ora /Time:

Firma / Signature:



WSK Super Master Series

INTERNATIONAL CIRCUIT NAPOLI

6 - 9 FEBRUARY 2025

MINI GR3



Mini Gr.3

Eliminatory Heat A-B Lap Chart

For information purposes. No official / regulatory value

	1	2	3	4	5	6	7	8	9	10	11	12	13	14	15	16	17	18	19	20	21	22	23	24	25	26	27	28	29	30
Grid	553	552	547	517	513	504	575	501	560	555	515	545	543	511	558	540	509	528	572	518	597	531	576	559	578	602	536	574	588	530
Start	553	547	552	513	517	575	504	560	501	515	555	543	545	558	511	509	540	572	528	518	531	597	576	559	602	578	574	536	530	588
Lap 1 Interval	553	547 0.1	513 0.6	575 0.0	552 0.2	560 0.0	515 0.2	517 0.9	501 0.2	543 0.0	558 0.0	555 0.2	540 0.3	504 0.2	509 0.1	528 0.1	545 0.0	531 0.0	511 0.1	572 0.1	576 0.0	597 0.2	574 1.2	588 0.2	518 0.1	559 0.0	536 0.0	530 0.0	578 0.1	602 1.3
Lap 2	553	547 0.2	513 0.2	575 0.7	515 0.0	552 0.4	560 0.0	501 0.7	543 1.0	517 0.0	555 0.1	558 0.1	540 0.1	504 0.1	509 0.1	528 0.7	511 0.2	545 0.0	572 0.1	597 0.1	576 0.0	518 1.6	574 0.2	536 0.0	530 0.9	588 0.9	578 0.0	531 0.2	559 0.4	602 0.0
Lap 3	553	547 0.0	513 0.1	515 0.4	552 1.0	560 0.0	575 0.1	501 0.2	517 1.3	555 0.1	543 0.7	558 0.0	540 0.0	504 0.1	509 0.0	528 0.0	511 0.4	545 0.0	597 0.0	576 0.2	572 0.2	518 1.8	574 0.5	536 0.1	530 0.5	588 1.4	578 0.1	531 0.0	602 0.7	559 1.1
Lap 4	553	513 0.0	515 0.2	547 0.2	560 1.4	552 0.5	575 0.0	501 0.1	517 0.6	555 0.3	528 1.5	504 0.0	540 0.1	558 0.3	572 0.8	543 0.0	576 0.2	597 0.1	545 0.0	511 0.1	509 0.0	518 0.7	574 0.4	536 0.0	530 0.7	531 1.9	588 0.4	602 0.0	578 0.3	559 0.9
Lap 5	513	515 0.0	553 0.2	547 0.3	575 2.2	560 0.0	501 0.0	555 1.3	552 0.3	517 0.1	504 0.3	528 0.1	540 0.2	558 0.3	576 1.8	597 0.1	545 0.0	543 0.2	572 0.3	518 0.2	509 0.1	511 0.1	536 0.2	574 0.3	530 0.2	531 2.3	602 0.2	588 0.1	578 0.3	559 1.1
Lap 6	513	515 0.0	553 0.0	547 0.9	501 2.1	575 0.0	560 0.6	555 0.8	504 0.2	540 2.1	552 0.2	528 0.0	558 0.0	517 0.1	597 1.6	545 0.0	576 0.3	543 0.0	518 0.0	572 0.5	511 0.3	509 0.0	530 0.3	574 1.6	536 1.0	602 1.0	588 0.2	578 0.6	559 0.7	

Timing

Race Director





Mini Gr.3

Eliminatory Heat A-B Analysis

For information purposes. No official / regulatory value

Laps	Sector 1	Sector 2	Sector 3	Spd	Lap Time
No.501 DI PIETRANTONIO LORENZO					
1	23.265	26.454	19.653	110	1:09.372
2	21.197	25.673	19.241	108	1:06.111
3	21.361	25.580	19.138	110	1:06.079
4	21.213	26.289	19.484	110	1:06.986
5	21.232	25.961	19.181	111	1:06.374
6	21.303	25.573	19.316	105	1:06.192

Laps	Sector 1	Sector 2	Sector 3	Spd	Lap Time
No.504 NANNI ALESSANDRO					
1	23.455	26.400	20.639	107	1:10.494
2	21.385	25.620	19.687	111	1:06.692
3	21.361	25.970	19.449	105	1:06.780
4	22.016	26.090	19.168	110	1:07.274
5	21.346	25.547	19.136	108	1:06.029
6	21.067	25.373	19.186	109	1:05.626

Laps	Sector 1	Sector 2	Sector 3	Spd	Lap Time
No.509 MIR ATIQA ASIF					
1	24.052	26.721	19.599	106	1:10.372
2	21.425	25.828	19.455	110	1:06.708
3	21.477	25.896	19.422	110	1:06.795
4	22.774	26.367	19.997	105	1:09.138
5	21.930	26.075	19.747	109	1:07.752
6	21.541	26.269	19.785	108	1:07.595

Laps	Sector 1	Sector 2	Sector 3	Spd	Lap Time
No.511 BUGLIONE FRANCESCO					
1	24.843	26.302	19.604	109	1:10.749
2	21.727	26.013	19.555	109	1:07.295
3	21.331	25.828	19.285	111	1:06.444
4	23.282	25.803	19.444	108	1:08.529
5	22.010	26.301	19.602	107	1:07.913
6	21.593	26.073	19.710	107	1:07.376

Laps	Sector 1	Sector 2	Sector 3	Spd	Lap Time
No.513 RATAJSKI STAN					
1	22.428	26.049	19.179	110	1:07.656
2	21.229	25.584	19.226	108	1:06.039
3	21.294	25.654	19.157	109	1:06.105
4	21.343	25.602	19.185	108	1:06.130
5	21.335	25.595	19.211	108	1:06.141
6	21.125	25.559	19.362	105	1:06.046

Laps	Sector 1	Sector 2	Sector 3	Spd	Lap Time
No.515 NACHAWATI LIAM MAJED					
1	22.881	25.818	19.403	109	1:08.102
2	21.341	25.472	19.338	106	1:06.151
3	21.253	25.467	19.131	109	1:05.851
4	21.178	25.586	19.099	109	1:05.863
5	21.262	25.553	19.167	109	1:05.982
6	21.147	25.601	19.256	108	1:06.004

Laps	Sector 1	Sector 2	Sector 3	Spd	Lap Time
No.517 MAZEPIN STEPAN					
1	23.203	26.495	19.523	107	1:09.221
2	21.617	26.435	19.410	110	1:07.462
3	21.389	25.598	19.385	107	1:06.372
4	21.328	25.621	19.333	107	1:06.282
5	21.343	26.446	19.802	108	1:07.591
6	22.905	25.994	19.715	105	1:08.614

Laps	Sector 1	Sector 2	Sector 3	Spd	Lap Time
No.518 VEGA ROYCE					
1	24.539	27.129	20.896	107	1:12.564
2	21.737	26.052	19.542	107	1:07.331

Laps	Sector 1	Sector 2	Sector 3	Spd	Lap Time
3	21.430	25.981	19.502	106	1:06.913
4	21.552	25.742	19.404	107	1:06.698
5	21.465	25.934	19.486	107	1:06.885
6	21.275	25.947	19.498	108	1:06.720

Laps	Sector 1	Sector 2	Sector 3	Spd	Lap Time
No.528 CHELIDZE LEON					
1	24.180	26.215	19.943	101	1:10.338
2	21.904	25.843	19.617	108	1:07.364
3	21.383	25.683	19.103	111	1:06.169
4	21.585	25.883	19.384	107	1:06.852
5	21.326	25.781	19.182	109	1:06.289
6	21.685	26.555	19.683	103	1:07.923

Laps	Sector 1	Sector 2	Sector 3	Spd	Lap Time
No.530 MULLER TIBERIUS PAUL					
1	24.937	26.701	19.994	108	1:11.632
2	22.561	26.179	19.724	105	1:08.464
3	21.553	25.967	19.366	107	1:06.886
4	21.364	25.891	19.470	107	1:06.725
5	21.434	26.008	19.345	107	1:06.787
6	21.569	25.924	19.427	107	1:06.920

Laps	Sector 1	Sector 2	Sector 3	Spd	Lap Time
No.531 GORUN VICTOR THOMAS					
1	24.211	26.331	19.731	110	1:10.273
2	21.599	25.813	24.689	98	1:12.101
3	21.895	26.204	19.215	108	1:07.314
4	21.586	25.982	19.468	106	1:07.036
5	21.567	25.952	19.587	106	1:07.106

Laps	Sector 1	Sector 2	Sector 3	Spd	Lap Time
No.536 SEDEK JAN					
1	24.927	26.673	20.075	107	1:11.675
2	22.245	26.052	19.309	103	1:07.606
3	21.779	26.242	19.285	108	1:07.306
4	21.367	25.849	19.255	109	1:06.471
5	21.520	25.934	19.508	107	1:06.962
6	21.994	28.358	19.883	105	1:10.235

Laps	Sector 1	Sector 2	Sector 3	Spd	Lap Time
No.540 LOOMETS MARK					
1	23.811	26.079	19.989	106	1:09.879
2	21.253	25.993	19.583	110	1:06.829
3	21.713	25.856	19.629	111	1:07.198
4	21.410	26.577	19.187	108	1:07.174
5	21.283	25.710	19.295	108	1:06.288
6	21.501	26.099	19.729	104	1:07.329

Laps	Sector 1	Sector 2	Sector 3	Spd	Lap Time
No.543 NOVIELLO GIUSEPPE					
1	23.431	26.332	19.581	110	1:09.344
2	21.459	26.182	19.441	108	1:07.082
3	21.577	26.277	19.517	105	1:07.371
4	22.211	26.165	20.350	101	1:08.726
5	22.379	25.874	19.403	107	1:07.656
6	21.419	26.056	19.713	104	1:07.188

Laps	Sector 1	Sector 2	Sector 3	Spd	Lap Time
No.545 BRAGEOT MATTIS					
1	24.039	26.957	19.575	110	1:10.571
2	21.433	26.185	19.987	111	1:07.605
3	21.399	25.919	19.131	110	1:06.449
4	22.194	25.778	20.356	101	1:08.328
5	21.796	25.743	19.350	110	1:06.889
6	21.423	25.887	19.836	109	1:07.146

Laps	Sector 1	Sector 2	Sector 3	Spd	Lap Time
No.547 MOSCARDI DAVID					
1	21.878	25.856	19.302	108	1:07.036
2	21.384	25.756	19.326	109	1:06.466
3	21.361	25.693	19.194	109	1:06.248
4	21.573	25.687	19.450	107	1:06.710
5	21.272	25.711	19.272	107	1:06.255
6	21.220	25.810	19.490	106	1:06.520

Laps	Sector 1	Sector 2	Sector 3	Spd	Lap Time
No.552 LAITINEN LEO					
1	22.742	26.058	19.234	111	1:08.034
2	21.214	25.671	19.981	105	1:06.866
3	21.384	25.813	19.273	109	1:06.470
4	21.239	26.491	19.393	108	1:07.123
5	21.191	27.360	19.855	107	1:08.406
6	22.215	26.194	20.136	103	1:08.545

Laps	Sector 1	Sector 2	Sector 3	Spd	Lap Time
No.553 REA ACHILLE					
1	21.760	25.864	19.346	107	1:06.970
2	21.418	25.651	19.333	107	1:06.402
3	21.444	25.700	19.240	107	1:06.384
4	21.277	25.734	19.237	109	1:06.248
5	21.303	26.027	19.150	109	1:06.480
6	21.151	25.525	19.188	110	1:05.864

Laps	Sector 1	Sector 2	Sector 3	Spd	Lap Time
No.555 PIRVU ADAM					
1	23.770	26.209	19.742	109	1:09.721
2	21.366	26.098	19.457	109	1:06.921
3	21.414	25.779	19.205	109	1:06.398
4	21.343	25.746	19.378	108	1:06.467
5	21.179	26.030	19.538	106	1:06.747
6	21.287	25.688	19.316	107	1:06.291

Laps	Sector 1	Sector 2	Sector 3	Spd	Lap Time
No.558 KOVTUNENKO PLATON					
1	23.512	26.300	19.544	111	1:09.356
2	21.496	26.006	19.807	110	1:07.309
3	21.389	26.244	19.503	109	1:07.136
4	22.684	25.878	19.206	108	1:07.768
5	21.313	25.749	19.204	108	1:06.266
6	21.525	25.908	19.909	103	1:07.342

Laps	Sector 1	Sector 2	Sector 3	Spd	Lap Time
No.559 GARDZIELIK JAN					
1	24.334	26.292	21.321	103	1:11.947
2	22.567	28.004	19.730	106	1:10.301
3	21.598	27.			



WSK Super Master Series

INTERNATIONAL CIRCUIT NAPOLI

6 - 9 FEBRUARY 2025

MINI GR3



Mini Gr.3

Eliminatory Heat A-B Analysis

For information purposes. No official / regulatory value

Laps	Sector 1	Sector 2	Sector 3	Spd	Lap Time
3	21.754	25.906	19.218	109	1:06.878
4	21.816	25.827	19.589	102	1:07.232
5	22.133	26.415	19.477	104	1:08.025
6	21.788	26.200	19.537	104	1:07.525

Laps	Sector 1	Sector 2	Sector 3	Spd	Lap Time
6	21.505	26.474	19.331	109	1:07.310

No.574 GALIMBERTI EDOARDO

1	24.508	26.515	20.272	100	1:11.295
2	22.440	26.141	19.335	108	1:07.916
3	21.746	26.157	19.355	107	1:07.258
4	21.382	25.815	19.334	108	1:06.531
5	21.390	26.222	19.759	107	1:07.371
6	22.602	26.595	19.645	106	1:08.842

No.575 PELFRENE TEO

1	22.219	26.097	19.345	110	1:07.661
2	21.423	25.629	19.629	106	1:06.681
3	21.737	26.245	19.136	110	1:07.118
4	21.331	26.124	19.577	111	1:07.032
5	21.308	25.802	19.287	107	1:06.397
6	21.336	25.758	19.263	106	1:06.357

No.576 KOSTECKI JAY

1	24.792	26.193	19.354	109	1:10.339
2	21.648	26.574	19.315	111	1:07.537
3	21.343	25.899	19.165	110	1:06.407
4	22.365	25.912	19.529	107	1:07.806
5	21.492	25.945	19.480	106	1:06.917
6	21.692	26.326	19.629	106	1:07.647

No.578 MONTANARI MATTIA

1	24.880	26.768	20.443	107	1:12.091
2	23.071	26.211	19.979	102	1:09.261
3	21.919	26.183	19.466	107	1:07.568
4	21.845	26.661	19.453	108	1:07.959
5	21.567	25.974	19.473	107	1:07.014
6	21.494	26.550	19.695	107	1:07.739

No.588 MAKSUD EMIR

1	24.403	26.646	20.278	103	1:11.327
2	23.152	26.079	20.421	99	1:09.652
3	21.793	26.145	19.505	105	1:07.443
4	21.937	26.242	19.563	105	1:07.742
5	21.711	25.970	19.396	107	1:07.077
6	21.478	26.492	19.430	108	1:07.400

No.597 PATTISON COLBE

1	24.876	26.496	19.419	109	1:10.791
2	21.536	26.376	19.294	111	1:07.206
3	21.292	25.856	19.083	111	1:06.231
4	22.938	25.778	19.483	107	1:08.199
5	21.456	25.973	19.459	109	1:06.888
6	21.329	26.121	19.663	106	1:07.113

No.602 GORE AXEL

1	24.618	26.763	22.185	86	1:13.566
2	22.397	26.758	19.533	108	1:08.688
3	21.968	26.149	19.419	108	1:07.536
4	21.479	26.160	19.252	110	1:06.891
5	21.453	25.967	19.408	108	1:06.828

Timing

Race Director





WSK Super Master Series

INTERNATIONAL CIRCUIT NAPOLI

6 - 9 FEBRUARY 2025

MINI GR3



Mini Gr.3

Eliminatory Heat A-B Starting Grid

Document 9

29 th	588 MAKSUD EMIR HENZA KART / TM KART / VEGA MP ACADEMY GAMOTO	///	15	530 MULLER TIBERIUS PAUL TONY KART / VORTEX / VEGA TONY KART RACING TEAM	GER	30 th
27 th	536 SEDEK JAN HENZA KART / TM KART / VEGA MP ACADEMY GAMOTO	SUT	14	574 GALIMBERTI EDOARDO BIRELART / TM KART / VEGA BIRELART RACING SRL	ITA	28 th
25 th	578 MONTANARI MATTIA ENERGY CORSE / TM KART / VEGA ENERGY CORSE PROJECT DI SPINOZZI MARINO	ITA	13	602 GORE AXEL KR / IAME / VEGA TEAM DRIVER RACING KART	SWE	26 th
23 th	576 KOSTECKI JAY ENERGY CORSE / TM KART / VEGA ENERGY CORSE SRL	AUS	12	559 GARDZIELIK JAN ENERGY CORSE / IAME / VEGA BORSCH RACING	POL	24 th
21 th	597 PATTISON COLBE TGROUPE / TM KART / VEGA KALI KART RACING	GBR	11	531 GORUN VICTOR THOMAS TONY KART / VORTEX / VEGA TONY KART RACING TEAM	USA	22 th
19 th	572 MOEHRING HENRI TONY KART / VORTEX / VEGA TONY KART RACING TEAM	GER	10	518 VEGA ROYCE PAROLIN / IAME / VEGA BABYRACE DRIVER ACADEMY	USA	20 th
17 th	509 MIR ATIQA ASIF PAROLIN / IAME / VEGA BABYRACE DRIVER ACADEMY	IND	9	528 CHELIDZE LEON KR / IAME / VEGA TEAM DRIVER RACING KART	GEO	18 th
15 th	558 KOVTUNENKO PLATON ENERGY CORSE / IAME / VEGA BORSCH RACING	UKR	8	540 LOOMETS MARK HENZA KART / TM KART / VEGA MP ACADEMY GAMOTO	EST	16 th
13 th	543 NOVIELLO GIUSEPPE HENZA KART / TM KART / VEGA MP ACADEMY GAMOTO	ITA	7	511 BUGLIONE FRANCESCO PAROLIN / IAME / VEGA BABYRACE DRIVER ACADEMY	ITA	14 th
11 th	515 NACHAWATI LIAM MAJED PAROLIN / IAME / VEGA BABYRACE DRIVER ACADEMY	USA	6	545 BRAGEOT MATTIS PAROLIN / TM KART / VEGA PAROLIN MOTORSPORT	FRA	12 th
9 th	560 D'ASCOLI LUIGI PAROLIN / TM KART / VEGA LA MOTORSPORT	ITA	5	555 PIRVU ADAM TGROUPE / TM KART / VEGA CRG RACING TEAM	ROU	10 th
7 th	575 PELFRENE TEO KR / IAME / VEGA KIDIX DRIVER PERFORMANCE	FRA	4	501 DI PIETRANTONIO LORENZO KR / IAME / VEGA KIDIX DRIVER PERFORMANCE	ITA	8 th
5 th	513 RATAJSKI STAN PAROLIN / IAME / VEGA BABYRACE DRIVER ACADEMY	FRA	3	504 NANNI ALESSANDRO PAROLIN / IAME / VEGA BABYRACE DRIVER ACADEMY	ITA	6 th
3 rd	547 MOSCARDI DAVID LENZOKART / LKE / VEGA NOVALUX SRL	ITA	2	517 MAZEPIN STEPAN GILLARD / TM KART / VEGA SM RACING	///	4 th
1 st	553 REA ACHILLE TGROUPE / TM KART / VEGA CRG RACING TEAM	ITA	1	552 LAITINEN LEO TGROUPE / TM KART / VEGA CRG RACING TEAM	FIN	2 nd

POLE POSITION



Start : 07/02 - 14:00 6 Laps = 10.020 km

Timing

Race Director



Super Master Series Rnd 2 - Sarno (ITA) 06-09/02/2025

Timekeeping by LSTiming



WSK Super Master Series

INTERNATIONAL CIRCUIT NAPOLI

6 - 9 FEBRUARY 2025

MINI GR3



Mini Gr.3

Qualifying Practice (QP) Results

Document 8 OFFICIAL

Rnk	No.	Entrant	Nation	Driver	Nation	Equipment	QPS1	QPS2	Group
1	553	CRG RACING TEAM	ITA	REA ACHILLE	ITA	TGROUP / TM KART / VEGA	1:05.688	-	A
2	552	CRG RACING TEAM	ITA	LAITINEN LEO	FIN	TGROUP / TM KART / VEGA	-	1:05.959	B
3	522	TEAM DRIVER RACING KART	ITA	KOSTRZEWA BLAZEJ	POL	KR / IAME / VEGA	1:05.932	-	C
4	570	DR SRL	ITA	LAZARO XAVIER	POR	DR / TM KART / VEGA	-	1:05.973	D
5	547	NOVALUX SRL	ITA	MOSCARDI DAVID	ITA	LENZOKART / LKE / VEGA	1:05.936	-	A
6	517	SM RACING	GBR	MAZEPIN STEPAN	///	GILLARD / TM KART / VEGA	-	1:06.190	B
7	521	TEAM DRIVER RACING KART	ITA	PERICO NICCOLO'	ITA	KR / IAME / VEGA	1:05.944	-	C
8	533	TONY KART RACING TEAM	ITA	POUJOL JEAN ANDRE RAYMOND	FRA	TONY KART / VORTEX / VEGA	-	1:06.209	D
9	513	BABYRACE DRIVER ACADEMY	ITA	RATAJSKI STAN	FRA	PAROLIN / IAME / VEGA	1:05.955	-	A
10	504	BABYRACE DRIVER ACADEMY	ITA	NANNI ALESSANDRO	ITA	PAROLIN / IAME / VEGA	-	1:06.227	B
11	571	LA MOTORSPORT	ITA	COLUCCI EDOARDO	ITA	PAROLIN / TM KART / VEGA	1:05.970	-	C
12	502	BABYRACE DRIVER ACADEMY	ITA	ROBERTSON MASON	GBR	PAROLIN / IAME / VEGA	-	1:06.228	D
13	575	KIDIX DRIVER PERFORMANCE	SWE	PELFRENE TEO	FRA	KR / IAME / VEGA	1:06.139	-	A
14	501	KIDIX DRIVER PERFORMANCE	SWE	DI PIETRANTONIO LORENZO	ITA	KR / IAME / VEGA	-	1:06.290	B
15	510	BABYRACE DRIVER ACADEMY	ITA	WILLIAMS HARRY OLIVER	GBR	PAROLIN / IAME / VEGA	1:06.205	-	C
16	541	PAROLIN MOTORSPORT	ITA	HEDFORS ELTON	SWE	PAROLIN / TM KART / VEGA	-	1:06.294	D
17	560	LA MOTORSPORT	ITA	D'ASCOLI LUIGI	ITA	PAROLIN / TM KART / VEGA	1:06.244	-	A
18	555	CRG RACING TEAM	ITA	PIRVU ADAM	ROU	TGROUP / TM KART / VEGA	-	1:06.402	B
19	503	BABYRACE DRIVER ACADEMY	ITA	DI FILIPPO DAVIDE	ITA	PAROLIN / IAME / VEGA	1:06.349	-	C
20	551	WARD RACING	SWE	IANNI ANTONIO	ITA	TONY KART / TM KART / VEGA	-	1:06.402	D
21	515	BABYRACE DRIVER ACADEMY	ITA	NACHAWATI LIAM MAJED	USA	PAROLIN / IAME / VEGA	1:06.356	-	A
22	545	PAROLIN MOTORSPORT	ITA	BRAGEOT MATTIS	FRA	PAROLIN / TM KART / VEGA	-	1:06.426	B
23	557	WARD RACING	SWE	FELDE MAX	GER	TONYKART / TM KART / VEGA	1:06.357	-	C
24	595	GPM RACING KART	ITA	NAPPI CHRISTIAN	ITA	KR / IAME / VEGA	-	1:06.473	D
25	543	MP ACADEMY GAMOTO	ITA	NOVIELLO GIUSEPPE	ITA	HENZA KART / TM KART / VEGA	1:06.372	-	A
26	511	BABYRACE DRIVER ACADEMY	ITA	BUGLIONE FRANCESCO	ITA	PAROLIN / IAME / VEGA	-	1:06.521	B
27	529	TONY KART RACING TEAM	ITA	IANNONE ANDREA	ITA	TONY KART / VORTEX / VEGA	1:06.472	-	C
28	594	BABYRACE DRIVER ACADEMY	ITA	YOON ISAAC	KOR	PAROLIN / IAME / VEGA	-	1:06.538	D
29	558	BORSCH RACING	UKR	KOVTUNENKO PLATON	UKR	ENERGY CORSE / IAME / VEGA	1:06.563	-	A
30	540	MP ACADEMY GAMOTO	ITA	LOOMETS MARK	EST	HENZA KART / TM KART / VEGA	-	1:06.577	B
31	519	BABYRACE DRIVER ACADEMY	ITA	TOMAEV ALAN	ISR	PAROLIN / IAME / VEGA	1:06.673	-	C
32	544	PAROLIN MOTORSPORT	ITA	VERBA DANILA	///	PAROLIN / TM KART / VEGA	-	1:06.681	D
33	509	BABYRACE DRIVER ACADEMY	ITA	MIR ATIQA ASIF	IND	PAROLIN / IAME / VEGA	1:06.777	-	A
34	528	TEAM DRIVER RACING KART	ITA	CHELIDZE LEON	GEO	KR / IAME / VEGA	-	1:06.793	B
35	598	KALI KART RACING	ITA	TONNA AYRTON	MUL	TGROUP / TM KART / VEGA	1:06.865	-	C
36	514	BABYRACE DRIVER ACADEMY	ITA	TUZUNER CAN GUNFER	TUR	PAROLIN / IAME / VEGA	-	1:06.812	D
37	572	TONY KART RACING TEAM	ITA	MOEHRING HENRI	GER	TONY KART / VORTEX / VEGA	1:06.916	-	A
38	518	BABYRACE DRIVER ACADEMY	ITA	VEGA ROYCE	USA	PAROLIN / IAME / VEGA	-	1:06.864	B
39	589	IPK FACTORY TEAM	CZE	VLASAK LIBOR	CZE	IPK / TM KART / VEGA	1:07.061	-	C
40	534	TONY KART RACING TEAM	ITA	MANZANO SUAREZ MIGUEL ENR	MEX	TONY KART / VORTEX / VEGA	-	1:06.939	D
41	597	KALI KART RACING	ITA	PATTISON COLBE	GBR	TGROUP / TM KART / VEGA	1:07.078	-	A

Gap Between Series : 100.41%

Timing

Race Director

Super Master Series Rnd 2 - Sarno (ITA) 06-09/02/2025

Timekeeping by LSTiming

Apex Timing GoRacing




Mini Gr.3

Qualifying Practice (QP) Results

Document 8 OFFICIAL

Rnk	No.	Entrant	Nation	Driver	Nation	Equipment	QPS1	QPS2	Group
42	531	TONY KART RACING TEAM		GORUN VICTOR THOMAS		TONY KART / VORTEX / VEGA	-	1:06.947	B
43	573	BIRELART RACING SRL		CHANG SHUO TING		BIRELART / TM KART / VEGA	1:07.356	-	C
44	569	SPINOPROJECT RACING TEAM EN		LINDEMAN SENN		ENERGY CORSE / TM KART / VE	-	1:07.021	D
45	576	ENERGY CORSE SRL		KOSTECKI JAY		ENERGY CORSE / TM KART / VE	1:07.380	-	A
46	559	BORSCH RACING		GARDZIELIK JAN		ENERGY CORSE / IAME / VEGA	-	1:07.155	B
47	549	NOVALUX SRL		MIRICI ANTONIO		LENZOKART / LKE / VEGA	1:07.400	-	C
48	568	SPINOPROJECT RACING TEAM EN		MUIJS CEES		ENERGY CORSE / TM KART / VE	-	1:07.327	D
49	578	SPINOPROJECT DI SPINOZZI MARI		MONTANARI MATTIA		ENERGY CORSE / TM KART / VE	1:07.497	-	A
50	602	TEAM DRIVER RACING KART		GORE AXEL		KR / IAME / VEGA	-	1:07.424	B
51	582	DI POTO LUIGI		BUFFO ANDREA		PAROLIN / IAME / VEGA	1:07.660	-	C
52	590	IPK FACTORY TEAM		MIKES PETR		IPK / TM KART / VEGA	-	1:07.442	D
53	536	MP ACADEMY GAMOTO		SEDEK JAN		HENZA KART / TM KART / VEGA	1:07.745	-	A
54	574	BIRELART RACING SRL		GALIMBERTI EDOARDO		BIRELART / TM KART / VEGA	-	1:07.548	B
55	526	TEAM DRIVER RACING KART		CAPODIFERRO CARMINE		KR / IAME / VEGA	1:08.453	-	C
56	587	MP ACADEMY GAMOTO		GUGO VLADIMIR	///	HENZA KART / TM KART / VEGA	-	1:07.588	D
57	588	MP ACADEMY GAMOTO		MAKSUD EMIR	///	HENZA KART / TM KART / VEGA	1:09.120	-	A
58	530	TONY KART RACING TEAM		MULLER TIBERIUS PAUL		TONY KART / VORTEX / VEGA	-	1:07.679	B
59	520	BABYRACE DRIVER ACADEMY		GESSESSE BWANA		PAROLIN / IAME / VEGA	1:10.123	-	C
60	505	BABYRACE DRIVER ACADEMY		CORSI TOMMASO		PAROLIN / IAME / VEGA	-	1:25.146	D

Gap Between Series : 100.41%

Timing 

Race Director



Super Master Series Rnd 2 - Sarno (ITA) 06-09/02/2025

Page 2 / 2

Timekeeping by LSTiming

Apex Timing GoRacing 



Mini Gr.3

Qualifying Practice S2 (QPS2) Results

Document 7.1 OFFICIAL

Rnk	No.	Entrant	Nation	Driver	Nation	Equipment	Sector 1	Sector 2	Sector 3	Time	Gap	Laps
1	552	CRG RACING TEAM	ITA	LAITINEN LEO	FIN	TGROUP / TM KART / VEGA	21.401	25.548	19.010	1:05.959		2
2	570	DR SRL	ITA	LAZARO XAVIER	DOR	DR / TM KART / VEGA	21.269	25.542	19.162	1:05.973	0.014	2
3	517	SM RACING	GBR	MAZEPIN STEPAN	///	GILLARD / TM KART / VEGA	21.422	25.657	19.111	1:06.190	0.231	2
4	533	TONY KART RACING TEAM	ITA	POUJOL JEAN ANDRE RA	ITA	TONY KART / VORTEX / VEG	21.420	25.792	18.997	1:06.209	0.250	2
5	504	BABYRACE DRIVER ACADEMY	ITA	NANNI ALESSANDRO	ITA	PAROLIN / IAME / VEGA	21.310	25.698	19.219	1:06.227	0.268	2
6	502	BABYRACE DRIVER ACADEMY	ITA	ROBERTSON MASON	GBR	PAROLIN / IAME / VEGA	21.414	25.709	19.105	1:06.228	0.269	2
7	501	KIDIX DRIVER PERFORMANCE	SWE	DI PIETRANTONIO LOREN	ITA	KR / IAME / VEGA	21.396	25.724	19.170	1:06.290	0.331	2
8	541	PAROLIN MOTORSPORT	ITA	HEDFORS ELTON	SWE	PAROLIN / TM KART / VEGA	21.481	25.645	19.168	1:06.294	0.335	2
9	555	CRG RACING TEAM	ITA	PIRVU ADAM	ROU	TGROUP / TM KART / VEGA	21.299	25.934	19.169	1:06.402	0.443	2
10	551	WARD RACING	SWE	IANNI ANTONIO	ITA	TONY KART / TM KART / VEG	21.483	25.661	19.258	1:06.402	0.443	2
11	545	PAROLIN MOTORSPORT	ITA	BRAGEOT MATTIS	ITA	PAROLIN / TM KART / VEGA	21.578	25.677	19.171	1:06.426	0.467	2
12	595	GPM RACING KART	ITA	NAPPI CHRISTIAN	ITA	KR / IAME / VEGA	21.486	25.736	19.251	1:06.473	0.514	2
13	511	BABYRACE DRIVER ACADEMY	ITA	BUGLIONE FRANCESCO	ITA	PAROLIN / IAME / VEGA	21.463	25.727	19.331	1:06.521	0.562	2
14	594	BABYRACE DRIVER ACADEMY	ITA	YOON ISAAC	KOR	PAROLIN / IAME / VEGA	21.571	25.790	19.177	1:06.538	0.579	2
15	540	MP ACADEMY GAMOTO	ITA	LOOMETS MARK	EST	HENZA KART / TM KART / VE	21.488	25.762	19.327	1:06.577	0.618	2
16	544	PAROLIN MOTORSPORT	ITA	VERBA DANILA	///	PAROLIN / TM KART / VEGA	21.451	25.875	19.355	1:06.681	0.722	2
17	528	TEAM DRIVER RACING KART	ITA	CHELIDZE LEON	GEO	KR / IAME / VEGA	21.727	25.904	19.162	1:06.793	0.834	2
18	514	BABYRACE DRIVER ACADEMY	ITA	TUZUNER CAN GUNFER	TUR	PAROLIN / IAME / VEGA	21.748	25.849	19.215	1:06.812	0.853	2
19	518	BABYRACE DRIVER ACADEMY	ITA	VEGA ROYCE	USA	PAROLIN / IAME / VEGA	21.672	25.919	19.273	1:06.864	0.905	2
20	534	TONY KART RACING TEAM	ITA	MANZANO SUAREZ MIGUE	MEX	TONY KART / VORTEX / VEG	21.681	25.960	19.298	1:06.939	0.980	2
21	531	TONY KART RACING TEAM	ITA	GORUN VICTOR THOMAS	USA	TONY KART / VORTEX / VEG	21.646	25.929	19.372	1:06.947	0.988	2
22	569	SPINOPROJECT RACING TEAM	ITA	LINDEMAN SENN	NED	ENERGY CORSE / TM KART /	21.487	26.252	19.282	1:07.021	1.062	2
23	559	BORSCH RACING	UKR	GARDZIELIK JAN	POL	ENERGY CORSE / IAME / VEG	21.665	26.073	19.417	1:07.155	1.196	2
24	568	SPINOPROJECT RACING TEAM	ITA	MUIJS CEES	NED	ENERGY CORSE / TM KART /	21.699	26.038	19.590	1:07.327	1.368	2
25	602	TEAM DRIVER RACING KART	ITA	GORE AXEL	SWE	KR / IAME / VEGA	21.665	26.216	19.543	1:07.424	1.465	2
26	590	IPK FACTORY TEAM	CZE	MIKES PETR	CZE	IPK / TM KART / VEGA	21.613	26.310	19.519	1:07.442	1.483	2
27	574	BIRELART RACING SRL	ITA	GALIMBERTI EDOARDO	ITA	BIRELART / TM KART / VEGA	21.689	26.312	19.547	1:07.548	1.589	2
28	587	MP ACADEMY GAMOTO	ITA	GUGO VLADIMIR	///	HENZA KART / TM KART / VE	21.745	26.247	19.596	1:07.588	1.629	2
29	530	TONY KART RACING TEAM	ITA	MULLER TIBERIUS PAUL	GER	TONY KART / VORTEX / VEG	21.712	26.292	19.675	1:07.679	1.720	2
30	505	BABYRACE DRIVER ACADEMY	ITA	CORSI TOMMASO	ITA	PAROLIN / IAME / VEGA		28.033	19.451	1:25.146	19.187	2

No.505 CORSI TOMMASO : Delete the best lap for incorrect position of the Front Fairing. Secondo le decisioni degli steward N° 3.

Start Time : 07:02 - 11:11:14 / Flag Time : 11:17:15 / End Time : 11:17:38

Best lap : No.552 LAITINEN LEO 1:05.959 91.15 kph

Weather : Sunny Air : 16°C Track : Dry

Event Record : No.553 REA ACHILLE 1:05.688 91.52 kph

No.505 05:52 Lap 1

Chairman of the Panel

Steward

Steward



Mini Gr.3

Qualifying Practice S2 (QPS2) Best Sectors Analysis

For information purposes. No official / regulatory value

S1			S2			S3			Ideal Lap Times						
Rnk	No.	Time	Rnk	No.	Time	Rnk	No.	Time	Rnk	No.	Driver	Nation	Ideal Lap	Best Lap	Diff.
1	570	21.269	1	570	25.542	1	533	18.997	1	552	LAITINEN LEO		1:05.959	1:05.959	
2	555	21.299	2	552	25.548	2	552	19.010	2	570	LAZARO XAVIER		1:05.973	1:05.973	
3	504	21.310	3	541	25.645	3	502	19.105	3	517	MAZEPIN STEPAN	///	1:06.190	1:06.190	
4	501	21.396	4	517	25.657	4	517	19.111	4	533	POUJOL JEAN ANDRE RAYMOND		1:06.209	1:06.209	
5	552	21.401	5	551	25.661	5	570	19.162	5	504	NANNI ALESSANDRO		1:06.227	1:06.227	
6	502	21.414	6	545	25.677	5	528	19.162	6	502	ROBERTSON MASON		1:06.228	1:06.228	
7	533	21.420	7	504	25.698	7	541	19.168	7	501	DI PIETRANTONIO LORENZO		1:06.290	1:06.290	
8	517	21.422	8	502	25.709	8	555	19.169	8	541	HEDFORS ELTON		1:06.294	1:06.294	
9	544	21.451	9	501	25.724	9	501	19.170	9	555	PIRVU ADAM		1:06.402	1:06.402	
10	511	21.463	10	511	25.727	10	545	19.171	9	551	IANNI ANTONIO		1:06.402	1:06.402	
11	541	21.481	11	595	25.736	11	594	19.177	11	545	BRAGEOT MATTIS		1:06.426	1:06.426	
12	551	21.483	12	540	25.762	12	514	19.215	12	595	NAPPI CHRISTIAN		1:06.473	1:06.473	
13	595	21.486	13	594	25.790	13	504	19.219	13	511	BUGLIONE FRANCESCO		1:06.521	1:06.521	
14	569	21.487	14	533	25.792	14	569	19.241	14	594	YOON ISAAC		1:06.538	1:06.538	
15	540	21.488	15	514	25.849	15	595	19.251	15	540	LOOMETS MARK		1:06.577	1:06.577	
16	594	21.571	16	544	25.875	16	551	19.258	16	544	VERBA DANILA	///	1:06.681	1:06.681	
17	545	21.578	17	528	25.904	17	518	19.273	17	528	CHELIDZE LEON		1:06.793	1:06.793	
18	590	21.613	18	518	25.919	18	534	19.298	18	514	TUZUNER CAN GUNFER		1:06.812	1:06.812	
19	531	21.646	19	531	25.929	19	540	19.327	19	518	VEGA ROYCE		1:06.864	1:06.864	
20	602	21.665	20	555	25.934	20	511	19.331	20	534	MANZANO SUAREZ MIGUEL ENRIQUE		1:06.939	1:06.939	
20	559	21.665	21	534	25.960	21	568	19.336	21	531	GORUN VICTOR THOMAS		1:06.947	1:06.947	
22	518	21.672	22	568	26.038	22	544	19.355	22	569	LINDEMAN SENN		1:06.980	1:07.021	0.041
23	534	21.681	23	559	26.073	23	531	19.372	23	568	MUIJS CEES		1:07.073	1:07.327	0.254
24	574	21.689	24	602	26.216	24	587	19.407	24	559	GARDZIELIK JAN		1:07.155	1:07.155	
25	568	21.699	25	587	26.247	25	559	19.417	25	587	GUGO VLADIMIR	///	1:07.399	1:07.588	0.189
26	530	21.712	26	569	26.252	26	505	19.451	26	602	GORE AXEL		1:07.424	1:07.424	
27	528	21.727	27	530	26.292	27	590	19.519	27	590	MIKES PETR		1:07.442	1:07.442	
28	587	21.745	28	590	26.310	28	602	19.543	28	574	GALIMBERTI EDOARDO		1:07.548	1:07.548	
29	514	21.748	29	574	26.312	29	574	19.547	29	530	MULLER TIBERIUS PAUL		1:07.659	1:07.679	0.020
			30	505	28.033	30	530	19.655							



Mini Gr.3

Qualifying Practice S2 (QPS2) Analysis

For information purposes. No official / regulatory value

Laps	Sector 1	Sector 2	Sector 3	Spd	Lap Time
No.501 DI PIETRANTONIO LORENZO					
1		30.481	20.195	110	1:28.002
2	21.396	25.724	19.170	110	1:06.290
No.502 ROBERTSON MASON					
1		28.896	19.557	110	1:24.737
2	21.414	25.709	19.105	110	1:06.228
No.504 NANNI ALESSANDRO					
1		28.730	19.842	106	1:24.981
2	21.310	25.698	19.219	110	1:06.227
No.505 CORSI TOMMASO					
1		28.033	19.451	109	1:25.146
2	21.779	26.367	19.676	110	1:07.822
No.511 BUGLIONE FRANCESCO					
1		29.191	19.401	107	1:24.369
2	21.463	25.727	19.331	109	1:06.521
No.514 TUZUNER CAN GUNFER					
1		29.245	19.765	109	1:24.972
2	21.748	25.849	19.215	109	1:06.812
No.517 MAZEPIN STEPAN					
1		29.810	19.208	110	1:23.717
2	21.422	25.657	19.111	112	1:06.190
No.518 VEGA ROYCE					
1		28.996	19.531	108	1:24.728
2	21.672	25.919	19.273	108	1:06.864
No.528 CHELIDZE LEON					
1		28.807	19.495	109	1:25.704
2	21.727	25.904	19.162	111	1:06.793
No.530 MULLER TIBERIUS PAUL					
1		29.695	19.655	106	1:28.835
2	21.712	26.292	19.675	109	1:07.679
No.531 GORUN VICTOR THOMAS					
1		29.397	19.546	110	1:26.465
2	21.646	25.929	19.372	111	1:06.947
No.533 POUJOL JEAN ANDRE RAYMOND					
1		28.785	19.496	108	1:27.343
2	21.420	25.792	18.997	109	1:06.209
No.534 MANZANO SUAREZ MIGUEL ENRIQUE					
1		29.504	19.480	106	1:25.164
2	21.681	25.960	19.298	106	1:06.939
No.540 LOOMETS MARK					
1		30.355	19.538	106	1:26.926
2	21.488	25.762	19.327	106	1:06.577
No.541 HEDFORS ELTON					
1		28.685	19.423	109	1:23.803
2	21.481	25.645	19.168	111	1:06.294
No.544 VERBA DANILA					
1		29.376	19.368	109	1:24.685
2	21.451	25.875	19.355	108	1:06.681
No.545 BRAGEOT MATTIS					
1		29.510	19.348	110	1:25.353
2	21.578	25.677	19.171	112	1:06.426

Laps	Sector 1	Sector 2	Sector 3	Spd	Lap Time
No.551 IANNI ANTONIO					
1		29.560	19.524	107	1:24.871
2	21.483	25.661	19.258	107	1:06.402
No.552 LAITINEN LEO					
1		29.536	19.238	110	1:24.096
2	21.401	25.548	19.010	110	1:05.959
No.555 PIRVU ADAM					
1		29.176	19.294	109	1:24.707
2	21.299	25.934	19.169	107	1:06.402
No.559 GARDZIELIK JAN					
1		29.560	19.479	108	1:28.485
2	21.665	26.073	19.417	109	1:07.155
No.568 MUIJS CEES					
1		29.375	19.336	110	1:26.860
2	21.699	26.038	19.590	111	1:07.327
No.569 LINDEMAN SENN					
1		29.502	19.241	111	1:27.071
2	21.487	26.252	19.282	110	1:07.021
No.570 LAZARO XAVIER					
1		29.496	19.216	108	1:25.297
2	21.269	25.542	19.162	112	1:05.973
No.574 GALIMBERTI EDOARDO					
1		29.052	19.595	106	1:26.956
2	21.689	26.312	19.547	106	1:07.548
No.587 GUGO VLADIMIR					
1		27.890	19.407	110	1:25.172
2	21.745	26.247	19.596	111	1:07.588
No.590 MIKES PETR					
1		28.119	19.550	107	1:24.440
2	21.613	26.310	19.519	106	1:07.442
No.594 YOON ISAAC					
1		30.038	19.339	109	1:25.800
2	21.571	25.790	19.177	109	1:06.538
No.595 NAPPI CHRISTIAN					
1		28.142	19.619	106	1:25.202
2	21.486	25.736	19.251	107	1:06.473
No.602 GORE AXEL					
1		28.802	19.714	109	1:26.914
2	21.665	26.216	19.543	108	1:07.424





Mini Gr.3

Qualifying Practice S1 (QPS1) Results

Document 6.1 OFFICIAL

Rnk	No.	Entrant	Nation	Driver	Nation	Equipment	Sector 1	Sector 2	Sector 3	Time	Gap	Laps
1	553	CRG RACING TEAM	ITA	REA ACHILLE	ITA	TGROUP / TM KART / VEGA	21.078	25.426	19.184	1:05.688		3
2	522	TEAM DRIVER RACING KART	ITA	KOSTRZEWA BLAZEJ	POL	KR / IAME / VEGA	21.279	25.516	19.137	1:05.932	0.244	3
3	547	NOVALUX SRL	ITA	MOSCARDI DAVID	ITA	LENZOKART / LKE / VEGA	21.228	25.516	19.192	1:05.936	0.248	3
4	521	TEAM DRIVER RACING KART	ITA	PERICO NICCOLO'	ITA	KR / IAME / VEGA	21.341	25.409	19.194	1:05.944	0.256	3
5	513	BABYRACE DRIVER ACADEMY	ITA	RATAJSKI STAN	FRA	PAROLIN / IAME / VEGA	21.212	25.517	19.226	1:05.955	0.267	3
6	571	LA MOTORSPORT	ITA	COLUCCI EDOARDO	ITA	PAROLIN / TM KART / VEGA	21.309	25.553	19.108	1:05.970	0.282	3
7	575	KIDIX DRIVER PERFORMANCE	SWE	PELFRENE TEO	FRA	KR / IAME / VEGA	21.298	25.679	19.162	1:06.139	0.451	3
8	510	BABYRACE DRIVER ACADEMY	ITA	WILLIAMS HARRY OLIVER	GBR	PAROLIN / IAME / VEGA	21.531	25.711	18.963	1:06.205	0.517	3
9	560	LA MOTORSPORT	ITA	D'ASCOLI LUIGI	ITA	PAROLIN / TM KART / VEGA	21.426	25.603	19.215	1:06.244	0.556	3
10	503	BABYRACE DRIVER ACADEMY	ITA	DI FILIPPO DAVIDE	ITA	PAROLIN / IAME / VEGA	21.359	25.809	19.181	1:06.349	0.661	3
11	515	BABYRACE DRIVER ACADEMY	ITA	NACHAWATI LIAM MAJED	USA	PAROLIN / IAME / VEGA	21.384	25.649	19.323	1:06.356	0.668	3
12	557	WARD RACING	SWE	FELDE MAX	GER	TONYKART / TM KART / VEG	21.418	25.704	19.235	1:06.357	0.669	3
13	543	MP ACADEMY GAMOTO	ITA	NOVIELLO GIUSEPPE	ITA	HENZA KART / TM KART / VE	21.460	25.719	19.193	1:06.372	0.684	3
14	529	TONY KART RACING TEAM	ITA	IANNONE ANDREA	ITA	TONY KART / VORTEX / VEG	21.538	25.639	19.295	1:06.472	0.784	3
15	558	BORSCH RACING	UKR	KOVTUNENKO PLATON	UKR	ENERGY CORSE / IAME / VEG	21.436	25.820	19.307	1:06.563	0.875	3
16	519	BABYRACE DRIVER ACADEMY	ITA	TOMAEV ALAN	ISR	PAROLIN / IAME / VEGA	21.537	25.944	19.192	1:06.673	0.985	3
17	509	BABYRACE DRIVER ACADEMY	ITA	MIR ATIQA ASIF	IND	PAROLIN / IAME / VEGA	21.454	25.704	19.619	1:06.777	1.089	3
18	598	KALI KART RACING	ITA	TONNA AYRTON	MAL	TGROUP / TM KART / VEGA	21.461	25.993	19.411	1:06.865	1.177	3
19	572	TONY KART RACING TEAM	ITA	MOEHRING HENRI	GER	TONY KART / VORTEX / VEG	21.590	25.909	19.417	1:06.916	1.228	3
20	589	IPK FACTORY TEAM	CZE	VLASAK LIBOR	CZE	IPK / TM KART / VEGA	21.576	25.901	19.584	1:07.061	1.373	3
21	597	KALI KART RACING	ITA	PATTISON COLBE	GBR	TGROUP / TM KART / VEGA	21.361	26.371	19.346	1:07.078	1.390	3
22	573	BIRELART RACING SRL	ITA	CHANG SHUO TING	TPE	BIRELART / TM KART / VEGA	21.793	26.220	19.343	1:07.356	1.668	3
23	576	ENERGY CORSE SRL	ITA	KOSTECKI JAY	AUS	ENERGY CORSE / TM KART /	22.010	26.113	19.257	1:07.380	1.692	3
24	549	NOVALUX SRL	ITA	MIRICI ANTONIO	ITA	LENZOKART / LKE / VEGA	21.590	26.158	19.652	1:07.400	1.712	4
25	578	SPINOPROJECT DI SPINOZZI M	ITA	MONTANARI MATTIA	ITA	ENERGY CORSE / TM KART /	21.725	26.275	19.497	1:07.497	1.809	3
26	582	DI POTO LUIGI	ITA	BUFFO ANDREA	ITA	PAROLIN / IAME / VEGA	21.793	26.330	19.537	1:07.660	1.972	3
27	536	MP ACADEMY GAMOTO	ITA	SEDEK JAN	SUI	HENZA KART / TM KART / VE	21.867	26.082	19.796	1:07.745	2.057	3
28	526	TEAM DRIVER RACING KART	ITA	CAPODIFERRO CARMINE	ITA	KR / IAME / VEGA	22.077	26.584	19.792	1:08.453	2.765	4
29	588	MP ACADEMY GAMOTO	ITA	MAKSUD EMIR	///	HENZA KART / TM KART / VE	23.219	26.436	19.465	1:09.120	3.432	3
30	520	BABYRACE DRIVER ACADEMY	ITA	GESSESSE BWANA	KEN	PAROLIN / IAME / VEGA	21.406	28.728	19.989	1:10.123	4.435	3

No.576 KOSTECKI JAY : Delete the best lap for incorrect position of the Front Fairing. Secondo le decisioni degli steward N° 1.

No.588 MAKSUD EMIR : Delete the best lap for incorrect position of the Front Fairing. Secondo le decisioni degli steward N° 2.

Start Time : 07/02 - 11:02:26 / Flag Time : 11:08:27 / End Time : 11:09:17

Best lap : No.553 REA ACHILLE 1:05.688 91.52 kph

Weather : Sunny Air : 16°C Track : Dry

No.519 04:54 Lap 1

No.515 04:56 Lap 1

Chairman of the Panel

Steward

Steward



Mini Gr.3

Qualifying Practice S1 (QPS1)

Best Sectors Analysis

For information purposes. No official / regulatory value

S1			S2			S3			Ideal Lap Times						
Rnk	No.	Time	Rnk	No.	Time	Rnk	No.	Time	Rnk	No.	Driver	Nation	Ideal Lap	Best Lap	Diff.
1	553	21.078	1	521	25.409	1	510	18.963	1	553	REA ACHILLE	ITA	1:05.565	1:05.688	0.123
2	513	21.212	2	553	25.426	2	553	19.061	2	522	KOSTRZEWA BLAZEJ	POL	1:05.902	1:05.932	0.030
3	547	21.228	3	547	25.516	3	522	19.107	3	547	MOSCARDI DAVID	ITA	1:05.936	1:05.936	
4	522	21.279	3	522	25.516	4	571	19.108	4	521	PERICO NICCOLO'	ITA	1:05.944	1:05.944	
5	575	21.298	5	513	25.517	5	575	19.162	5	513	RATAJSKI STAN	FRA	1:05.955	1:05.955	
6	571	21.309	6	571	25.553	6	503	19.181	6	571	COLUCCI EDOARDO	ITA	1:05.970	1:05.970	
7	521	21.341	7	560	25.603	7	547	19.192	7	575	PELFRENE TEO	FRA	1:06.139	1:06.139	
8	503	21.359	8	529	25.639	7	519	19.192	8	510	WILLIAMS HARRY OLIVER	GBR	1:06.205	1:06.205	
9	597	21.361	9	515	25.649	9	597	19.193	9	560	D'ASCOLI LUIGI	ITA	1:06.244	1:06.244	
10	515	21.384	10	575	25.679	9	543	19.193	10	503	DI FILIPPO DAVIDE	ITA	1:06.349	1:06.349	
11	520	21.406	11	557	25.704	11	521	19.194	11	515	NACHAWATI LIAM MAJED	USA	1:06.356	1:06.356	
12	557	21.418	11	509	25.704	12	598	19.200	12	557	FELDE MAX	GER	1:06.357	1:06.357	
13	560	21.426	13	510	25.711	13	560	19.215	13	543	NOVIELLO GIUSEPPE	ITA	1:06.372	1:06.372	
14	558	21.436	14	543	25.719	14	513	19.226	14	529	IANNONE ANDREA	ITA	1:06.472	1:06.472	
15	509	21.454	15	503	25.809	15	557	19.235	15	558	KOVTUNENKO PLATON	UKR	1:06.563	1:06.563	
16	543	21.460	16	558	25.820	16	576	19.257	16	598	TONNA AYRTON	MIL	1:06.654	1:06.865	0.211
17	598	21.461	17	589	25.901	17	529	19.295	17	519	TOMAEV ALAN	ISR	1:06.673	1:06.673	
18	510	21.531	18	572	25.909	18	558	19.307	18	597	PATTISON COLBE	GBR	1:06.729	1:07.078	0.349
19	519	21.537	19	519	25.944	19	589	19.313	19	509	MIR ATIQA ASIF	IND	1:06.746	1:06.777	0.031
20	529	21.538	20	598	25.993	20	515	19.323	20	589	VLASAK LIBOR	CZE	1:06.790	1:07.061	0.271
21	589	21.576	21	536	26.082	21	573	19.335	21	572	MOEHRING HENRI	GER	1:06.916	1:06.916	
22	572	21.590	22	576	26.113	22	572	19.417	22	549	MIRICI ANTONIO	ITA	1:07.323	1:07.400	0.077
22	549	21.590	23	549	26.158	23	588	19.465	23	573	CHANG SHUO TING	TPE	1:07.348	1:07.356	0.008
24	578	21.725	24	582	26.167	24	578	19.497	24	576	KOSTECKI JAY	AUS	1:07.380	1:07.380	
25	582	21.793	25	597	26.175	25	520	19.521	25	582	BUFFO ANDREA	ITA	1:07.497	1:07.660	0.163
25	573	21.793	26	573	26.220	26	582	19.537	25	578	MONTANARI MATTIA	ITA	1:07.497	1:07.497	
27	536	21.867	27	578	26.275	27	549	19.575	27	536	SEDEK JAN	SUI	1:07.555	1:07.745	0.190
28	576	22.010	28	526	26.284	28	509	19.588	28	520	GESSESSE BWANA	KEN	1:07.696	1:10.123	2.427
29	526	22.039	29	588	26.436	29	536	19.606	29	526	CAPODIFERRO CARMINE	ITA	1:08.069	1:08.453	0.384
30	588	23.219	30	520	26.769	30	526	19.746	30	588	MAKSUD EMIR	///	1:09.120	1:09.120	



Mini Gr.3

Qualifying Practice S1 (QPS1) Analysis

For information purposes. No official / regulatory value

Laps	Sector 1	Sector 2	Sector 3	Spd	Lap Time
No.503 DI FILIPPO DAVIDE					
1		29.728	20.641	111	1:28.552
2	27.799	26.549	19.662	107	1:14.010
3	21.359	25.809	19.181	112	1:06.349
No.509 MIR ATIQA ASIF					
1		26.873	19.588	108	1:22.277
2	27.735	26.479	20.094	108	1:14.308
3	21.454	25.704	19.619	109	1:06.777
No.510 WILLIAMS HARRY OLIVER					
1		26.644	20.691	109	1:20.562
2	27.568	26.313	19.471	111	1:13.352
3	21.531	25.711	18.963	112	1:06.205
No.513 RATAJSKI STAN					
1		26.569	19.737	105	1:22.312
2	26.005	26.734	19.236	107	1:11.975
3	21.212	25.517	19.226	109	1:05.955
No.515 NACHAWATI LIAM MAJED					
1		27.787	20.394	93	1:21.305
2	27.895	26.278	19.338	107	1:13.511
3	21.384	25.649	19.323	105	1:06.356
No.519 TOMAEV ALAN					
1		30.027	21.075	110	1:28.292
2	25.783	28.113	19.775	109	1:13.671
3	21.537	25.944	19.192	110	1:06.673
No.520 GESSESSE BWANA					
1		26.769	20.283	108	1:20.586
2	27.629	27.216	19.521	108	1:14.366
3	21.406	28.728	19.989	104	1:10.123
No.521 PERICO NICCOLO'					
1		30.981	21.038	95	1:31.380
2	29.159	26.121	19.259	111	1:14.539
3	21.341	25.409	19.194	107	1:05.944
No.522 KOSTRZEWA BLAZEJ					
1		29.586	22.239	92	1:31.163
2	29.878	28.343	19.107	110	1:17.328
3	21.279	25.516	19.137	111	1:05.932
No.526 CAPODIFERRO CARMINE					
1		27.855	19.746	106	1:27.702
2	22.390	26.693	19.818	106	1:08.901
3	22.077	26.584	19.792	107	1:08.453
4	22.039	26.284	22.495	104	1:10.818
No.529 IANNONE ANDREA					
1		29.662	21.359	109	1:27.412
2	28.937	26.521	19.374	110	1:14.832
3	21.538	25.639	19.295	108	1:06.472
No.536 SEDEK JAN					
1		28.881	19.979	108	1:22.755
2	22.651	28.225	19.606	104	1:10.482
3	21.867	26.082	19.796	103	1:07.745
No.543 NOVIELLO GIUSEPPE					
1		29.761	21.428	106	1:29.340
2	28.483	26.155	19.281	110	1:13.919

Laps	Sector 1	Sector 2	Sector 3	Spd	Lap Time
No.547 MOSCARDI DAVID					
3	21.460	25.719	19.193	108	1:06.372
1		29.663	21.441	111	1:29.769
2	30.109	27.239	19.418	110	1:16.766
3	21.228	25.516	19.192	109	1:05.936
No.549 MIRICI ANTONIO					
1		27.890	19.911	105	1:26.115
2	21.954	26.473	19.807	105	1:08.234
3	21.876	26.611	19.575	107	1:08.062
4	21.590	26.158	19.652	106	1:07.400
No.553 REA ACHILLE					
1		26.595	19.347	107	1:22.948
2	25.465	27.073	19.061	110	1:11.599
3	21.078	25.426	19.184	111	1:05.688
No.557 FELDE MAX					
1		30.584	21.226	111	1:27.598
2	21.614	25.909	19.527	110	1:07.050
3	21.418	25.704	19.235	112	1:06.357
No.558 KOVTUNENKO PLATON					
1		31.426	21.488	108	1:29.067
2	21.775	26.057	19.369	106	1:07.201
3	21.436	25.820	19.307	107	1:06.563
No.560 D'ASCOLI LUIGI					
1		29.851	21.538	103	1:29.279
2	29.348	26.137	19.364	109	1:14.849
3	21.426	25.603	19.215	110	1:06.244
No.571 COLUCCI EDOARDO					
1		32.911	20.917	104	1:32.573
2	28.879	26.358	19.271	111	1:14.508
3	21.309	25.553	19.108	111	1:05.970
No.572 MOEHRING HENRI					
1		31.319	21.576	107	1:27.680
2	22.539	27.938	19.545	106	1:10.022
3	21.590	25.909	19.417	107	1:06.916
No.573 CHANG SHUO TING					
1		28.406	19.723	108	1:22.401
2	23.182	26.385	19.335	109	1:08.902
3	21.793	26.220	19.343	108	1:07.356
No.575 PELFRENE TEO					
1		31.224	21.695	111	1:29.327
2	21.753	26.228	19.291	110	1:07.272
3	21.298	25.679	19.162	112	1:06.139
No.576 KOSTECKI JAY					
1		31.329	21.448	108	1:29.108
2	22.010	26.113	19.257	108	1:07.380
3	21.446	25.695	19.248	109	1:06.389
No.578 MONTANARI MATTIA					
1		29.829	21.591	107	1:27.920
2	21.865	26.408	19.825	107	1:08.098
3	21.725	26.275	19.497	109	1:07.497
No.582 BUFFO ANDREA					
1		28.977	20.058	104	1:25.003

Laps	Sector 1	Sector 2	Sector 3	Spd	Lap Time
No.588 MAKSUD EMIR					
2	23.152	26.167	19.611	105	1:08.930
3	21.793	26.330	19.537	106	1:07.660
No.589 VLASAK LIBOR					
1		27.695	19.612	106	1:21.737
2	23.219	26.436	19.465	107	1:09.120
3	21.614	26.616	19.385	108	1:07.615
No.597 PATTISON COLBE					
1		31.501	21.494	107	1:28.812
2	21.802	26.175	19.193	110	1:07.170
3	21.361	26.371	19.346	110	1:07.078
No.598 TONNA AYRTON					
1		30.694	21.596	108	1:26.602
2	21.781	26.158	19.200	111	1:07.139
3	21.461	25.993	19.411	109	1:06.865



Mini Gr.3

VERIFIED LIST (60 Drivers)

Document 1














No.	Entrant	Nation	Driver	Nation	Equipment
501	KIDIX DRIVER PERFORMANCE		DI PIETRANTONIO LORENZO		KR / IAME / VEGA
502	BABYRACE DRIVER ACADEMY		ROBERTSON MASON		PAROLIN / IAME / VEGA
503	BABYRACE DRIVER ACADEMY		DI FILIPPO DAVIDE		PAROLIN / IAME / VEGA
504	BABYRACE DRIVER ACADEMY		NANNI ALESSANDRO		PAROLIN / IAME / VEGA
505	BABYRACE DRIVER ACADEMY		CORSI TOMMASO		PAROLIN / IAME / VEGA
509	BABYRACE DRIVER ACADEMY		MIR ATIQA ASIF		PAROLIN / IAME / VEGA
510	BABYRACE DRIVER ACADEMY		WILLIAMS HARRY OLIVER		PAROLIN / IAME / VEGA
511	BABYRACE DRIVER ACADEMY		BUGLIONE FRANCESCO		PAROLIN / IAME / VEGA
513	BABYRACE DRIVER ACADEMY		RATAJSKI STAN		PAROLIN / IAME / VEGA
514	BABYRACE DRIVER ACADEMY		TUZUNER CAN GUNFER		PAROLIN / IAME / VEGA
515	BABYRACE DRIVER ACADEMY		NACHAWATI LIAM MAJED		PAROLIN / IAME / VEGA
517	SM RACING		MAZEPIN STEPAN	///	GILLARD / TM KART / VEGA
518	BABYRACE DRIVER ACADEMY		VEGA ROYCE		PAROLIN / IAME / VEGA
519	BABYRACE DRIVER ACADEMY		TOMAEV ALAN		PAROLIN / IAME / VEGA
520	BABYRACE DRIVER ACADEMY		GESSESSE BWANA		PAROLIN / IAME / VEGA
521	TEAM DRIVER RACING KART		PERICO NICCOLO'		KR / IAME / VEGA
522	TEAM DRIVER RACING KART		KOSTRZEWA BLAZEJ		KR / IAME / VEGA
526	TEAM DRIVER RACING KART		CAPODIFERRO CARMINE		KR / IAME / VEGA
528	TEAM DRIVER RACING KART		CHELIDZE LEON		KR / IAME / VEGA
529	TONY KART RACING TEAM		IANNONE ANDREA		TONY KART / VORTEX / VEGA
530	TONY KART RACING TEAM		MULLER TIBERIUS PAUL		TONY KART / VORTEX / VEGA
531	TONY KART RACING TEAM		GORUN VICTOR THOMAS		TONY KART / VORTEX / VEGA
533	TONY KART RACING TEAM		POUJOL JEAN ANDRE RAYMOND		TONY KART / VORTEX / VEGA
534	TONY KART RACING TEAM		MANZANO SUAREZ MIGUEL ENRIQUE		TONY KART / VORTEX / VEGA
536	MP ACADEMY GAMOTO		SEDEK JAN		HENZA KART / TM KART / VEGA
540	MP ACADEMY GAMOTO		LOOMETS MARK		HENZA KART / TM KART / VEGA
541	PAROLIN MOTORSPORT		HEDFORS ELTON		PAROLIN / TM KART / VEGA
543	MP ACADEMY GAMOTO		NOVIELLO GIUSEPPE		HENZA KART / TM KART / VEGA
544	PAROLIN MOTORSPORT		VERBA DANILA	///	PAROLIN / TM KART / VEGA
545	PAROLIN MOTORSPORT		BRAGEOT MATTIS		PAROLIN / TM KART / VEGA
547	NOVALUX SRL		MOSCARDI DAVID		LENZOKART / LKE / VEGA
549	NOVALUX SRL		MIRICI ANTONIO		LENZOKART / LKE / VEGA
551	WARD RACING		IANNI ANTONIO		TONY KART / TM KART / VEGA
552	CRG RACING TEAM		LAITINEN LEO		TGROUP / TM KART / VEGA
553	CRG RACING TEAM		REA ACHILLE		TGROUP / TM KART / VEGA
555	CRG RACING TEAM		PIRVU ADAM		TGROUP / TM KART / VEGA
557	WARD RACING		FELDE MAX		TONYKART / TM KART / VEGA
558	BORSCH RACING		KOVTUNENKO PLATON		ENERGY CORSE / IAME / VEGA
559	BORSCH RACING		GARDZIELIK JAN		ENERGY CORSE / IAME / VEGA
560	LA MOTORSPORT		D'ASCOLI LUIGI		PAROLIN / TM KART / VEGA
568	SPINOPROJECT RACING TEAM ENERGY		MUIJS CEES		ENERGY CORSE / TM KART / VEGA
569	SPINOPROJECT RACING TEAM ENERGY		LINDEMAN SENN		ENERGY CORSE / TM KART / VEGA



Mini Gr.3

VERIFIED LIST (60 Drivers)

Document 1

No.	Entrant	Nation	Driver	Nation	Equipment
570	DR SRL		LAZARO XAVIER		DR / TM KART / VEGA
571	LA MOTORSPORT		COLUCCI EDOARDO		PAROLIN / TM KART / VEGA
572	TONY KART RACING TEAM		MOEHRING HENRI		TONY KART / VORTEX / VEGA
573	BIRELART RACING SRL		CHANG SHUO TING		BIRELART / TM KART / VEGA
574	BIRELART RACING SRL		GALIMBERTI EDOARDO		BIRELART / TM KART / VEGA
575	KIDIX DRIVER PERFORMANCE		PELFRENE TEO		KR / IAME / VEGA
576	ENERGY CORSE SRL		KOSTECKI JAY		ENERGY CORSE / TM KART / VEGA
578	SPINOPROJECT DI SPINOZZI MARINO		MONTANARI MATTIA		ENERGY CORSE / TM KART / VEGA
582	DI POTO LUIGI		BUFFO ANDREA		PAROLIN / IAME / VEGA
587	MP ACADEMY GAMOTO		GUGO VLADIMIR	///	HENZA KART / TM KART / VEGA
588	MP ACADEMY GAMOTO		MAKSUD EMIR	///	HENZA KART / TM KART / VEGA
589	IPK FACTORY TEAM		VLASAK LIBOR		IPK / TM KART / VEGA
590	IPK FACTORY TEAM		MIKES PETR		IPK / TM KART / VEGA
594	BABYRACE DRIVER ACADEMY		YOON ISAAC		PAROLIN / IAME / VEGA
595	GPM RACING KART		NAPPI CHRISTIAN		KR / IAME / VEGA
597	KALI KART RACING		PATTISON COLBE		TGROUP / TM KART / VEGA
598	KALI KART RACING		TONNA AYRTON		TGROUP / TM KART / VEGA
602	TEAM DRIVER RACING KART		GORE AXEL		KR / IAME / VEGA

