

IWSK

Super Master Series

20 YEARS
WSK
PROMOTION

ACI SPORT

FEBRUARY 5/9
2025

The way
of the Champions

circuito
internazionale
napoli



Results Booklet

Live Web:
www.wsk.it

motorsport.com

F4
ITALIAN
CHAMPIONSHIP
CERTIFIED BY FIA
www.f4championship.com

TATUUS
RACE CAR MANUFACTURER

LIBE
I. N. C. S. P. A.

panta
MEMBER OF MOL GROUP
RACING FUEL

VEGA
High Technology in Racing Tyres

LECONT

sparco



Mini U10

Final (F) Results

Document 18.1 OFFICIAL

Rnk	No.	Entrant	Nation	Driver	Nation	Equipment	Laps	Time	Gap	Interv.	Best lap	Penalty	Points
1	563	KIDIX DRIVER PERFORMANCE	SWE	BERGMAN JOSH	USA	KR / IAME / VEGA	8	9:03.155			1:07.136		60
2	565	MONSTER K FACTORY TEAM	ITA	PAPAGEORGIU ANDREAS	CYP	MONSTER K / TM KART / VEG	8	9:04.003	0.848	0.848	1:07.098		40
3	550	CRG RACING TEAM	ITA	PASQUALI DANIEL	ITA	TGROUP / TM KART / VEGA	8	9:04.036	0.881	0.033	1:07.136		30
4	567	MONSTER K FACTORY TEAM	ITA	GARCIA MATEO	MEX	MONSTER K / TM KART / VEG	8	9:06.462	3.307	2.426	1:07.329		20
5	584	BABYRACE DRIVER ACADEMY	ITA	EL GAHOUDI NAHYL	MAR	PAROLIN / IAME / VEGA	8	9:06.689	3.534	0.227	1:07.124		15
6	596	KALI KART RACING	ITA	ZVARICH MAX	TUN	TGROUP / TM KART / VEGA	8	9:09.082	5.927	2.393	1:07.102		12
7	564	KIDIX DRIVER PERFORMANCE	SWE	GODSCHALK WYNN	USA	KR / IAME / VEGA	8	9:06.221	6.066	0.139	1:07.119	+3.000	10
8	577	LA MOTORSPORT	ITA	PANTOLI AMINE	FRA	PAROLIN / TM KART / VEGA	8	9:09.609	6.454	0.388	1:07.842		9
9	508	BABYRACE DRIVER ACADEMY	ITA	WARAKITSUPACHOK PHA	TUN	PAROLIN / IAME / VEGA	8	9:10.210	7.055	0.601	1:07.541		8
10	581	NOVALUX SRL	ITA	PREDESCU ADAM	ROU	LENZOKART / LKE / VEGA	8	9:10.519	7.364	0.309	1:07.361		7
11	579	NOVALUX SRL	ITA	HEJNAR HUGO	POL	LENZOKART / LKE / VEGA	8	9:11.355	8.200	0.836	1:07.610		6
12	599	TELLONE MOTORSPORT	ITA	TORCHIA FERDINANDO	ITA	PAROLIN / IAME / VEGA	8	9:11.961	8.806	0.606	1:07.257		5
13	554	CRG RACING TEAM	ITA	HSUEH BLAKE	USA	TGROUP / TM KART / VEGA	8	9:12.262	9.107	0.301	1:07.554		4
14	592	KIDIX DRIVER PERFORMANCE	SWE	RAIKKONEN ROBIN	FIN	KR / IAME / VEGA	8	9:09.853	9.698	0.591	1:07.105	+3.000	3
15	506	BABYRACE DRIVER ACADEMY	ITA	MIRAS Y MUNOZ SASHA S	ESP	PAROLIN / IAME / VEGA	8	9:11.535	13.380	3.682	1:07.535	+5.000	2
16	601	ANKART RACING TEAM ASD	ITA	ANNUNZIATA LUIGI	ITA	OTK / TM KART / VEGA	8	9:18.317	15.162	1.782	1:08.478		1
17	537	MP ACADEMY GAMOTO	ITA	V.D. COTERLET JULIEN	NED	HENZA KART / TM KART / VE	8	9:14.520	16.365	1.203	1:07.405	+5.000	0
18	580	FORMULA K SRP FACTORY TE	GER	ALGRE JAN RUUDI	EST	FORMULA K / TM KART / VEG	8	9:24.278	21.123	4.758	1:08.134		0
19	586	WARD RACING	SWE	ERNSTSON OSCAR	SWE	TONY KART / TM KART / VEG	8	9:24.594	21.439	0.316	1:09.097		0
20	525	TEAM DRIVER RACING KART	ITA	SHITOV DAVID	///	KR / IAME / VEGA	8	9:30.550	27.395	5.956	1:07.289		0
21	527	TEAM DRIVER RACING KART	ITA	AAGTEN DAVID	POL	KR / IAME / VEGA	8	9:32.557	29.402	2.007	1:08.078		0
22	603	GPM RACING KART ASD	ITA	FERRARA PASQUALE	ITA	KR / IAME / VEGA	8	9:37.032	33.877	4.475	1:09.000		0
23	593	BABYRACE DRIVER ACADEMY	ITA	YOON DANIEL	KOR	PAROLIN / IAME / VEGA	8	9:40.711	37.556	3.679	1:08.310		0
24	523	WARD RACING	SWE	SVENSSON ARVID	SWE	TONY KART / TM KART / VEG	7	8:01.594	1 Lap	1 Lap	1:07.947		0
25	585	DI MUNNO GIUSEPPE	ITA	DI MUNNO RYAN	ITA	MONSTER K / IAME / VEGA	1	1:12.894	7 Laps	6 Laps	1:11.103		0
26	591	BIRELART RACING SRL	ITA	TROULIS FILIPPO	GRC	BIRELART / TM KART / VEGA	0	2.180	8 Laps	1 Lap			0

No.564 GODSCHALK WYNN : 3 Sec for causing a collision. Secondo le decisioni degli steward N° 218.

No.592 RAIKKONEN ROBIN : 3 Sec for causing a collision. Secondo le decisioni degli steward N° 217.

No.506 MIRAS Y MUNOZ SASHA STEPHANE : 5 Sec for incorrect Starting grid position. Secondo le decisioni degli steward N° 202.

No.537 V.D. COTERLET JULIEN : 5 Sec for Front Fairing not in the correct position. According to Stewards' Decision No.203.

Leaders : No.563 BERGMAN JOSH (1-2) / No.550 PASQUALI DANIEL (3-6) / No.563 BERGMAN JOSH (7-8)

Start Time : 09:02 - 14:19:40 / Flag Time : 14:28:39 / End Time : 14:29:20

Best lap : No.565 PAPAGEORGIU ANDREAS 1:07.098 89.60 kph

Weather : Scattered cloud Air : 16°C Track : Dry

Event Record : No.585 DI MUNNO RYAN 1:06.897 89.87 kph


No.506 INVEST 06:57
Lap 6

No.591 INVEST 07:00

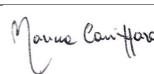
Chairman of the Panel



Steward



Steward



Super Master Series Rnd 2 - Sarno (ITA) 06-09/02/2025



DOCUMENT N° 218

**DECISIONE DEI COMMISSARI SPORTIVI
STEWARDS' DECISION**

PENALITA INFLITTA AL CONCORRENTE (NOME):
PENALTY INFLICTED UPON THE ENTRANT (NAME):

KIDIX DRIVER PERFORMANCE

NAZIONALITA / NATIONALITY:

SWE

No.: **564**
No.:

PILOTA :
DRIVER :

GODSCHALK WYNN

Parte dell'evento: **Mini U10 - Final**
Concerns the part of the event:

DECISIONE / STATEMENT

3 Sec.

MOTIVAZIONE / REASON:

The Stewards having received a report from a Judge of Fact in the Race Control (Doc n° 33), having examined this report, summoned and heard the Driver and Entrant concerned (Summon n° 213), have considered the following matter, determine the following:

__ In the session concerned, the above-mentioned Driver caused a collision with kart n°584 in Lap last at MP9. After this manoeuvre Kart 584 lost position(s).

__ This fact is a violation against Art. 31 and 33 of the RDSSKarting 2025

__ The Stewards impose this penalty according to Art. 31 and 33 - K) of the RDSSKarting 2025 and Art. 216 bis of the RSN 2025

__ The Competitor is reminded that in accordance with Art. 215 bis of the RSN 2024, the above penalty is not susceptible to appeal.

**Decisione annunciata
Decision announced**

Data / Date: **09/02/2025**

Ora /Time: **15:44**

Nome / Name

Firma / Signature

Presidente del Collegio / Chairman of the Panel:

Oronzo DI BARI (ITA)

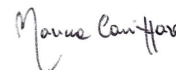


Membri del Collegio / Members of the Panel:

Luigi SCARANO (ITA)



Marina CANNIZZARO (ITA)



NOTIFICAZIONE AL CONCORRENTE / NOTIFICATION TO THE RELEVANT ENTRANT

Io sottoscritto:

I undersigned: Nome Cognome / personal name

Rappresentante del Concorrente: **KIDIX DRIVER PERFORMANCE**

Representing the Entrant: Nome del Concorrente / Entrant's name

Certifico che sono stato informato del documento No. **218**
Certify that I have been notified of document No.

dai Commissari Sportivi dell'Evento.
by the Stewards of the Meeting.

Data / Date:

Ora /Time:

Firma / Signature:



DOCUMENT N° 217

**DECISIONE DEI COMMISSARI SPORTIVI
STEWARDS' DECISION**

PENALITA INFLITTA AL CONCORRENTE (NOME): KIDIX DRIVER PERFORMANCE
PENALTY INFLICTED UPON THE ENTRANT (NAME):

NAZIONALITA / NATIONALITY: SWE

No.: 592 **PILOTA : RAIKKONEN ROBIN**
No.: **DRIVER :**

Parte dell'evento: Mini U10 - Final
Concerns the part of the event:

DECISIONE / STATEMENT

3 Sec.

MOTIVAZIONE / REASON:

The Stewards having received a report from a Judge of Fact in the Race Control (Doc n°31), having examined this report, summoned and heard the Driver and Entrant concerned (Summon n° 211), have considered the following matter, determine the following:

In the session concerned, the above-mentioned Driver caused a collision with kart n°585 in Lap 2 at MP 3. After this manoeuvre Kart 585 lost position(s).

This fact is a violation against Art. 31 and 33 of the RDSSKarting 2025

The Stewards impose this penalty according to Art. 31 and 33 - K) of the RDSSKarting 2025 and Art. 216 bis of the RSN 2025

The Competitor is reminded that in accordance with Art. 215 bis of the RSN 2024, the above penalty is not susceptible to appeal.

Decisione annunciata
Decision announced

Data / Date: 09/02/2025

Ora /Time: 15:41

Nome / Name

Firma / Signature

Presidente del Collegio / Chairman of the Panel:

Oronzo DI BARI (ITA)

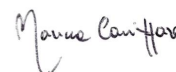


Membri del Collegio / Members of the Panel:

Luigi SCARANO (ITA)



Marina CANNIZZARO (ITA)



NOTIFICAZIONE AL CONCORRENTE / NOTIFICATION TO THE RELEVANT ENTRANT

Io sottoscritto:

I undersigned: **Nome Cognome / personal name**

Rappresentante del Concorrente: KIDIX DRIVER PERFORMANCE

Representing the Entrant: **Nome del Concorrente / Entrant's name**

Certifico che sono stato informato del documento No. 217 dai Commissari Sportivi dell'Evento.
Certify that I have been notified of document No. by the Stewards of the Meeting.

Data / Date:

Ora /Time:

Firma / Signature:



DOCUMENT N° 203

**DECISIONE DEI COMMISSARI SPORTIVI
STEWARDS' DECISION**

PENALITA INFLITTA AL CONCORRENTE (NOME): **MP ACADEMY GAMOTO**
PENALTY INFLICTED UPON THE ENTRANT (NAME):

NAZIONALITA / NATIONALITY: **ITA**

No.: **537** PILOTA : **V.D. COTERLET JULIEN**
No.: DRIVER :

Parte dell'evento: **Mini U10 - Final**
Concerns the part of the event:

DECISIONE / STATEMENT

5 Sec.

MOTIVAZIONE / REASON:

The Stewards having received a report from a Judge of Fact in the Technical Delegate (Doc n°159) having examined this report, have considered the following matter, determine the following:

__In the session concerned, the above-mentioned Driver was found with his Front Fairing in an incorrect position when the Chequered Flag was waved and he crossed the Finish Line.

__This fact is a violation against Art. 24 and 24.3 of the 2025 RDSK.

__The Stewards impose this penalty according to Art. 33.X of the 2025 RDSK, Art. 2.24 of the 2025 CIK-FIA General Prescriptions and Art. 12.4 of the 2025 FIA International Sporting Code.

__The Competitor is reminded that in accordance with Art. 24.3 of the 2025 RDSK, the above penalty is not susceptible to appeal.

**Decisione annunciata
Decision announced**

Data / Date: **09/02/2025**

Ora /Time: **14:44**

Nome / Name

Firma / Signature

Presidente del Collegio / Chairman of the Panel:

Oronzo DI BARI (ITA)

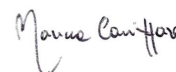


Membri del Collegio / Members of the Panel:

Luigi SCARANO (ITA)



Marina CANNIZZARO (ITA)



NOTIFICAZIONE AL CONCORRENTE / NOTIFICATION TO THE RELEVANT ENTRANT

Io sottoscritto:

I undersigned: Nome Cognome / personal name

Rappresentante del Concorrente: **MP ACADEMY GAMOTO**

Representing the Entrant: Nome del Concorrente / Entrant's name

Certifico che sono stato informato del documento No. **203** dai Commissari Sportivi dell'Evento.
Certify that I have been notified of document No. by the Stewards of the Meeting.

Data / Date:

Ora /Time:

Firma / Signature:



DOCUMENT N° 202

**DECISIONE DEI COMMISSARI SPORTIVI
STEWARDS' DECISION**

PENALITA INFLITTA AL CONCORRENTE (NOME):
PENALTY INFLICTED UPON THE ENTRANT (NAME):

BABYRACE DRIVER ACADEMY

NAZIONALITA / NATIONALITY:

ITA

No.: **506**
No.:

PILOTA :
DRIVER :

MIRAS Y MUNOZ SASHA STEPHANE

Parte dell'evento: **Mini U10 - Final**
Concerns the part of the event:

DECISIONE / STATEMENT

5 Sec Penalty.

MOTIVAZIONE / REASON:

The Stewards having received a report from a Judge of Fact in the Race Control (Doc n° 28), having examined this report, summoned and heard the Driver and Entrant concerned (Summon n° 200), have considered the following matter, determine the following:

In the session concerned, the above-mentioned Driver started the Session at an incorrect Starting grid position.

This fact is a violation against Art. 18 letter f) - Art. 31 and Art. 33 letter c) of the RDS Karting 2025.

The Stewards impose this penalty according to Art. 210.3 III and Art. 216 Bis of the RSN 2025.

The Competitor is reminded that in accordance with Art. 215 bis of the RSN 2025, the above penalty is not susceptible to appeal.

**Decisione annunciata
Decision announced**

Data / Date: **09/02/2025**

Ora /Time: **14:39**

Nome / Name

Firma / Signature

Presidente del Collegio / Chairman of the Panel:

Oronzo DI BARI (ITA)

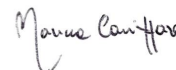


Membri del Collegio / Members of the Panel:

Luigi SCARANO (ITA)



Marina CANNIZZARO (ITA)



NOTIFICAZIONE AL CONCORRENTE / NOTIFICATION TO THE RELEVANT ENTRANT

Io sottoscritto:

I undersigned: Nome Cognome / personal name

Rappresentante del Concorrente: **BABYRACE DRIVER ACADEMY**

Representing the Entrant: Nome del Concorrente / Entrant's name

Certifico che sono stato informato del documento No. **202** dai Commissari Sportivi dell'Evento.
Certify that I have been notified of document No. by the Stewards of the Meeting.

Data / Date:

Ora /Time:

Firma / Signature:



WSK Super Master Series

INTERNATIONAL CIRCUIT NAPOLI

6 - 9 FEBRUARY 2025

MINI U10



Mini U10

Final (F) Lap Chart

For information purposes. No official / regulatory value

	1	2	3	4	5	6	7	8	9	10	11	12	13	14	15	16	17	18	19	20	21	22	23	24	25	26
Grid	563	567	565	585	523	525	550	581	577	554	564	592	584	580	596	579	508	527	599	506	537	591	601	586	603	593
Start	563	565	567	523	585	550	525	577	581	564	554	584	592	596	506	508	591	599	579	537	527	601	586	593	603	580
Lap 1 <small>Interval</small>	563	565 0.3	550 0.5	523 0.2	567 0.1	564 0.7	577 0.1	584 0.0	585 0.5	592 0.0	508 0.3	596 0.1	599 0.0	581 0.1	525 0.2	554 0.2	537 0.0	579 0.4	506 0.2	603 0.3	601 0.5	586 0.3	580 8.8	527 8.1	593 6.0	
Lap 2	563	565 0.0	550 0.0	567 1.5	523 0.2	584 0.7	577 0.3	564 0.0	508 0.9	596 0.2	592 0.1	525 0.0	581 0.3	537 0.0	579 0.0	554 0.7	506 0.2	599 0.3	603 0.2	601 0.1	586 1.3	580 7.4	527 8.2	593 6.8		
Lap 3	550	563 0.0	565 0.0	567 1.6	523 0.6	584 0.0	564 0.4	577 0.5	596 0.9	592 0.0	525 0.1	508 0.3	581 0.0	537 0.3	579 0.4	554 0.2	506 0.0	599 0.7	603 0.9	601 0.2	586 1.6	580 6.5	527 8.3	593 7.1		
Lap 4	550	563 0.0	565 0.1	567 1.7	584 0.5	564 0.2	523 1.0	577 0.1	596 0.1	592 0.0	525 0.3	581 0.8	537 0.1	508 0.3	579 0.2	506 0.3	554 0.2	599 0.4	601 2.4	586 2.1	580 5.3	603 7.2	527 1.4	593 7.2		
Lap 5	550	563 0.0	565 0.1	567 1.9	584 0.3	564 0.2	523 1.8	577 0.0	592 0.1	525 0.1	596 0.1	581 1.1	508 0.0	537 0.2	579 0.0	506 0.0	554 0.2	599 0.1	601 3.9	586 2.4	580 4.8	603 9.2	527 0.1	593 6.6		
Lap 6	550	563 0.0	565 0.1	584 2.2	564 0.0	567 0.0	577 2.6	592 0.0	596 0.1	523 0.3	508 0.9	581 0.2	537 0.5	525 0.0	579 0.4	599 0.1	554 0.0	506 0.0	601 3.9	586 3.2	580 4.0	527 8.9	603 1.3	593 5.7		
Lap 7	563	565 0.6	550 0.1	564 1.3	567 0.0	584 0.2	577 3.0	596 0.3	592 0.0	523 0.2	508 0.4	581 0.0	537 0.5	579 0.7	554 0.4	506 0.1	599 0.4	601 5.0	525 0.8	586 2.7	580 2.9	527 8.5	603 2.9	593 4.4		
Lap 8	563	565 0.8	550 0.0	564 2.1	567 0.2	584 0.2	596 2.3	577 0.5	592 0.2	508 0.3	581 0.3	579 0.8	506 0.1	599 0.4	554 0.3	537 2.2	601 3.7	580 5.9	586 0.3	525 5.9	527 2.0	603 4.4	593 3.6			

Timing

Race Director



Mini U10

Final (F) Lap Time Analysis

For information purposes. No official / regulatory value

Laps	Sector 1	Sector 2	Sector 3	Spd	Lap Time
No.506 MIRAS Y MUNOZ SASHA STEPHANE					
1	25.848	27.377	19.649	108	1:12.874
2	22.259	26.907	20.003	108	1:09.169
3	22.003	26.238	19.656	108	1:07.897
4	21.909	26.243	19.485	108	1:07.637
5	21.876	26.005	19.668	109	1:07.549
6	22.566	26.529	19.734	109	1:08.829
7	22.194	26.152	19.601	109	1:07.947
8	21.838	26.245	19.452	109	1:07.535

Laps	Sector 1	Sector 2	Sector 3	Spd	Lap Time
No.508 WARAKITSUPACHOK PHAWIN					
1	24.087	26.705	20.325	107	1:11.117
2	22.413	26.745	19.877	106	1:09.035
3	22.033	26.925	19.569	107	1:08.527
4	22.081	26.683	19.556	108	1:08.320
5	21.885	26.228	19.571	108	1:07.684
6	21.799	26.120	19.704	106	1:07.623
7	21.780	26.177	19.584	108	1:07.541
8	21.939	26.355	19.916	107	1:08.210

Laps	Sector 1	Sector 2	Sector 3	Spd	Lap Time
No.523 SVENSSON ARVID					
1	23.126	26.821	19.564	106	1:09.511
2	22.100	26.874	19.892	105	1:08.866
3	22.092	26.308	19.828	106	1:08.228
4	22.055	26.697	19.985	104	1:08.737
5	21.910	26.322	19.715	107	1:07.947
6	22.266	26.581	19.654	107	1:08.501
7	21.857	26.567	19.624	107	1:08.048

Laps	Sector 1	Sector 2	Sector 3	Spd	Lap Time
No.525 SHITOV DAVID					
1	25.748	26.717	19.629	108	1:12.094
2	22.567	26.602	19.615	108	1:08.784
3	21.974	26.231	19.528	108	1:07.733
4	21.826	26.142	19.321	108	1:07.289
5	22.207	26.068	19.410	108	1:07.685
6	22.089	26.646	21.140	98	1:09.875
7	23.319	28.870	22.796	99	1:14.985
8	23.413	32.424	24.415	94	1:20.252

Laps	Sector 1	Sector 2	Sector 3	Spd	Lap Time
No.527 AAGTEN DAVID					
1	43.922	26.732	20.323	104	1:30.977
2	22.080	26.383	20.031	104	1:08.494
3	22.332	26.374	19.900	104	1:08.606
4	22.050	26.323	20.062	104	1:08.435
5	21.887	26.622	20.811	106	1:09.320
6	21.941	26.223	20.010	104	1:08.174
7	21.910	26.192	20.019	104	1:08.121
8	21.899	26.142	20.037	105	1:08.078

Laps	Sector 1	Sector 2	Sector 3	Spd	Lap Time
No.537 V.D. COTERLET JULIEN					
1	25.528	26.861	19.617	108	1:12.006
2	22.461	26.642	19.704	106	1:08.807
3	22.040	26.597	19.490	108	1:08.127
4	21.758	26.281	19.503	107	1:07.542
5	21.760	26.400	20.142	108	1:08.302
6	21.987	26.140	20.022	101	1:08.149
7	21.815	25.945	19.645	106	1:07.405

Laps	Sector 1	Sector 2	Sector 3	Spd	Lap Time
8	21.678	26.721	23.488	93	1:11.887
No.550 PASQUALI DANIEL					
1	23.294	26.389	19.520	108	1:09.203
2	21.889	26.046	19.380	107	1:07.315
3	21.952	26.028	19.567	109	1:07.547
4	21.761	26.003	19.616	108	1:07.380
5	21.690	25.953	19.493	108	1:07.136
6	21.735	25.914	19.764	106	1:07.413
7	21.697	26.630	20.145	109	1:08.472
8	21.887	26.117	19.740	107	1:07.744

Laps	Sector 1	Sector 2	Sector 3	Spd	Lap Time
No.554 HSUEH BLAKE					
1	25.536	26.642	20.079	109	1:12.257
2	22.451	27.287	19.968	108	1:09.706
3	21.861	26.315	19.852	110	1:08.028
4	21.809	26.651	19.472	109	1:07.932
5	21.922	26.000	19.632	109	1:07.554
6	22.212	26.383	19.935	111	1:08.530
7	21.992	26.133	19.753	109	1:07.878
8	21.818	26.930	19.656	109	1:08.404

Laps	Sector 1	Sector 2	Sector 3	Spd	Lap Time
No.563 BERGMAN JOSH					
1	22.424	26.289	19.838	104	1:08.551
2	22.138	26.223	19.711	105	1:08.072
3	21.803	26.106	19.789	108	1:07.698
4	21.812	25.994	19.573	108	1:07.379
5	21.756	25.913	19.467	108	1:07.136
6	21.755	25.958	19.725	108	1:07.438
7	21.706	26.111	19.750	104	1:07.567
8	21.801	26.029	19.854	103	1:07.684

Laps	Sector 1	Sector 2	Sector 3	Spd	Lap Time
No.564 GODSCHALK WYNN					
1	23.716	26.683	19.845	107	1:10.244
2	22.036	26.461	20.644	103	1:09.141
3	22.072	25.993	19.457	107	1:07.522
4	21.657	26.075	19.460	108	1:07.192
5	21.740	25.912	19.467	108	1:07.119
6	21.688	25.906	19.558	108	1:07.152
7	21.679	26.008	19.637	106	1:07.324
8	21.695	26.800	20.089	105	1:08.584

Laps	Sector 1	Sector 2	Sector 3	Spd	Lap Time
No.565 PAPAGEORGIU ANDREAS					
1	22.710	26.355	19.725	106	1:08.790
2	22.106	26.210	19.512	107	1:07.828
3	22.151	26.059	19.527	108	1:07.737
4	21.875	25.996	19.604	107	1:07.475
5	21.742	25.976	19.380	108	1:07.098
6	21.789	25.940	19.674	107	1:07.403
7	21.754	26.421	19.933	106	1:08.108
8	21.803	26.195	19.871	104	1:07.869

Laps	Sector 1	Sector 2	Sector 3	Spd	Lap Time
No.567 GARCIA MATEO					
1	23.710	26.366	19.599	108	1:09.675
2	22.216	26.440	19.844	105	1:08.500
3	21.935	26.197	19.655	105	1:07.787
4	21.900	26.035	19.609	105	1:07.544
5	21.769	26.011	19.609	105	1:07.389

Laps	Sector 1	Sector 2	Sector 3	Spd	Lap Time
6	21.746	26.164	19.847	109	1:07.757
7	21.974	25.928	19.427	108	1:07.329
8	21.772	26.531	20.452	106	1:08.755

Laps	Sector 1	Sector 2	Sector 3	Spd	Lap Time
No.577 PANTOLI AMINE					
1	23.679	26.842	19.934	107	1:10.455
2	22.213	26.333	20.355	101	1:08.901
3	22.276	26.179	19.680	106	1:08.135
4	22.072	26.231	19.590	106	1:07.893
5	22.116	26.070	19.656	107	1:07.842
6	21.944	26.268	19.708	107	1:07.920
7	21.899	26.214	19.791	105	1:07.904
8	22.488	26.279	19.910	106	1:08.677

Laps	Sector 1	Sector 2	Sector 3	Spd	Lap Time
No.579 HEJNAR HUGO					
1	25.494	27.378	19.614	107	1:12.486
2	22.249	26.720	19.504	108	1:08.473
3	22.465	26.324	19.706	107	1:08.495
4	21.835	26.378	19.446	108	1:07.659
5	21.830	26.215	19.760	109	1:07.805
6	21.827	26.753	20.027	107	1:08.607
7	21.968	26.062	19.580	107	1:07.610
8	21.802	26.548	19.628	107	1:07.978

Laps	Sector 1	Sector 2	Sector 3	Spd	Lap Time
No.580 ALGRE JAN RUUDI					
1	22.337	26.447	19.988	105	1:08.772
2	22.028	26.397	20.062	104	1:08.487
3	22.097	26.432	19.975	104	1:08.504
4	21.991	26.414	19.729	104	1:08.134
5	22.009	26.483	20.064	104	1:08.556
6	22.077	26.468	20.035	105	1:08.580
7	22.018	26.712	19.842	105	1:08.572
8	21.914	26.348	20.052	105	1:08.314

Laps	Sector 1	Sector 2	Sector 3	Spd	Lap Time
No.581 PREDESCU ADAM					
1	25.171	26.819	19.765	107	1:11.755
2	22.640	26.655	20.137	105	1:09.432
3	22.137	26.288	19.385	109	1:07.810
4	21.941	26.208	19.519	106	1:07.668
5	21.820	26.668	19.716	107	1:08.204
6	21.947	26.100	19.872	107	1:07.919
7	21.771	26.076	19.514	109	1:07.361
8	21.980	26.789	19.683	106	1:08.452

Laps	Sector 1	Sector 2	Sector 3	Spd	Lap Time
No.584 EL GAHOUDI NAHYL					
1	23.861	26.770	19.748	108	1:10.379
2	21.985	26.430	20.036	104	1:08.451



Mini U10

Final (F)

Lap Time Analysis

For information purposes. No official / regulatory value

Laps	Sector 1	Sector 2	Sector 3	Spd	Lap Time
2	22.515	27.203	20.243	104	1:09.961
3	22.267	27.049	20.066	104	1:09.382
4	22.092	26.899	20.309	103	1:09.300
5	22.149	26.814	20.134	103	1:09.097
6	22.214	26.922	20.191	103	1:09.327
7	22.196	27.059	20.439	103	1:09.694
8	22.279	28.898	20.405	105	1:11.582

No.592 RAIKKONEN ROBIN

1	24.423	26.756	19.733	108	1:10.912
2	22.574	27.171	19.949	109	1:09.694
3	21.903	26.235	19.559	109	1:07.697
4	21.813	26.064	19.228	109	1:07.105
5	22.378	26.041	19.405	108	1:07.824
6	21.919	26.252	19.643	107	1:07.814
7	22.070	26.668	19.539	109	1:08.277
8	22.265	26.228	19.997	108	1:08.490

No.593 YOON DANIEL

1	48.891	27.681	20.318	103	1:36.890
2	22.567	26.828	19.951	105	1:09.346
3	22.389	26.583	19.905	105	1:08.877
4	22.184	26.434	19.874	105	1:08.492
5	22.246	26.556	19.988	105	1:08.790
6	22.103	26.484	20.018	105	1:08.605
7	22.115	26.261	19.934	105	1:08.310
8	22.147	26.699	20.072	94	1:08.918

No.596 ZVARICH MAX

1	24.601	26.701	20.051	107	1:11.353
2	22.512	26.839	19.757	108	1:09.108
3	21.891	26.270	19.579	110	1:07.740
4	21.785	26.028	19.289	110	1:07.102
5	22.745	26.124	19.376	110	1:08.245
6	21.809	26.228	19.541	109	1:07.578
7	21.938	26.578	19.576	110	1:08.092
8	21.918	26.214	19.652	107	1:07.784

No.599 TORCHIA FERDINANDO

1	24.691	26.676	19.913	107	1:11.280
2	22.551	27.372	21.084	106	1:11.007
3	22.260	26.284	19.751	106	1:08.295
4	21.891	26.098	19.580	107	1:07.569
5	21.775	26.012	19.470	108	1:07.257
6	22.028	26.249	20.032	107	1:08.309
7	22.758	26.185	19.544	107	1:08.487
8	21.730	26.229	19.586	107	1:07.545

No.601 ANNUNZIATA LUIGI

1	25.856	27.619	20.033	106	1:13.508
2	22.391	26.648	19.909	107	1:08.948
3	22.331	26.654	20.052	106	1:09.037
4	22.141	26.722	19.996	105	1:08.859
5	22.299	26.521	19.972	105	1:08.792
6	22.120	26.503	19.855	105	1:08.478
7	22.206	26.985	20.238	104	1:09.429
8	22.205	26.719	19.926	105	1:08.850

Laps	Sector 1	Sector 2	Sector 3	Spd	Lap Time
No.603 FERRARA PASQUALE					
1	25.535	27.434	19.845	105	1:12.814
2	22.509	26.759	20.076	105	1:09.344
3	22.292	26.645	20.063	104	1:09.000
4	22.198	40.949	20.611	103	1:23.758
5	22.551	27.532	20.484	103	1:10.567
6	22.404	26.983	20.295	104	1:09.682
7	22.491	26.935	20.255	104	1:09.681
8	22.549	26.925	20.166	104	1:09.640



WSK Super Master Series

INTERNATIONAL CIRCUIT NAPOLI

6 - 9 FEBRUARY 2025

MINI U10



Mini U10

Final (F) Starting Grid

Document 17

25 th	603 FERRARA PASQUALE KR / IAME / VEGA	GPM RACING KART ASD	13	593 YOON DANIEL PAROLIN / IAME / VEGA	BABYRACE DRIVER ACADEMY	26 th
23 th	601 ANNUNZIATA LUIGI OTK / TM KART / VEGA	ANKART RACING TEAM ASD	12	586 ERNSTSON OSCAR TONY KART / TM KART / VEGA	WARD RACING	24 th
21 th	537 V.D. COTERLET JULIEN HENZA KART / TM KART / VEGA	MP ACADEMY GAMOTO	11	591 TROULIS FILIPPO BIRELART / TM KART / VEGA	BIRELART RACING SRL	22 th
19 th	599 TORCHIA FERDINANDO PAROLIN / IAME / VEGA	TELLONE MOTORSPORT	10	506 MIRAS Y MUNOZ SASHA STEPHANE PAROLIN / IAME / VEGA	BABYRACE DRIVER ACADEMY	20 th
17 th	508 WARAKITSUPACHOK PHAWIN PAROLIN / IAME / VEGA	BABYRACE DRIVER ACADEMY	9	527 AAGTEN DAVID KR / IAME / VEGA	TEAM DRIVER RACING KART	18 th
15 th	596 ZVARICH MAX TGROU / TM KART / VEGA	KALI KART RACING	8	579 HEJNAR HUGO LENZOKART / LKE / VEGA	NOVALUX SRL	16 th
13 th	584 EL GAHOUDI NAHYL PAROLIN / IAME / VEGA	BABYRACE DRIVER ACADEMY	7	580 ALGRE JAN RUUDI FORMULA K / TM KART / VEGA	FORMULA K SRP FACTORY TEAM	14 th
11 th	564 GODSCHALK WYNN KR / IAME / VEGA	KIDIX DRIVER PERFORMANCE	6	592 RAIKKONEN ROBIN KR / IAME / VEGA	KIDIX DRIVER PERFORMANCE	12 th
9 th	577 PANTOLI AMINE PAROLIN / TM KART / VEGA	LA MOTORSPORT	5	554 HSUEH BLAKE TGROU / TM KART / VEGA	CRG RACING TEAM	10 th
7 th	550 PASQUALI DANIEL TGROU / TM KART / VEGA	CRG RACING TEAM	4	581 PREDESCU ADAM LENZOKART / LKE / VEGA	NOVALUX SRL	8 th
5 th	523 SVENSSON ARVID TONY KART / TM KART / VEGA	WARD RACING	3	525 SHITOV DAVID KR / IAME / VEGA	TEAM DRIVER RACING KART	6 th
3 rd	565 PAPAGEORGIU ANDREAS MONSTER K / TM KART / VEGA	MONSTER K FACTORY TEAM	2	585 DI MUNNO RYAN MONSTER K / IAME / VEGA	DI MUNNO GIUSEPPE	4 th
1 st	563 BERGMAN JOSH KR / IAME / VEGA	KIDIX DRIVER PERFORMANCE	1	567 GARCIA MATEO MONSTER K / TM KART / VEGA	MONSTER K FACTORY TEAM	2 nd

POLE POSITION



Start : 09/02 - 14:20 8 Laps = 13.360 km

Timing

Race Director



Super Master Series Rnd 2 - Sarno (ITA) 06-09/02/2025



Mini U10

Final Phase Penalty Results

Document 16 OFFICIAL

Rnk	No.	Entrant	Nation	Driver	Nation	Equipment	QP	QH	PF	Points
1	563	KIDIX DRIVER PERFORMANCE		BERGMAN JOSH		KR / IAME / VEGA	6	5	8	13
2	567	MONSTER K FACTORY TEAM		GARCIA MATEO		MONSTER K / TM KART / VEGA	16	44	0	44
3	565	MONSTER K FACTORY TEAM		PAPAGEORGIU ANDREAS		MONSTER K / TM KART / VEGA	3	41	5	46
4	585	DI MUNNO GIUSEPPE		DI MUNNO RYAN		MONSTER K / IAME / VEGA	4	37	10	47
5	523	WARD RACING		SVENSSON ARVID		TONY KART / TM KART / VEGA	9	32	15	47
6	525	TEAM DRIVER RACING KART		SHITOV DAVID	///	KR / IAME / VEGA	12	44	12	56
7	550	CRG RACING TEAM		PASQUALI DANIEL		TGROUP / TM KART / VEGA	5	49	9	58
8	581	NOVALUX SRL		PREDESCU ADAM		LENZOKART / LKE / VEGA	8	45	14	59
9	577	LA MOTORSPORT		PANTOLI AMINE		PAROLIN / TM KART / VEGA	15	43	16	59
10	554	CRG RACING TEAM		HSUEH BLAKE		TGROUP / TM KART / VEGA	10	42	18	60
11	564	KIDIX DRIVER PERFORMANCE		GODSCHALK WYNN		KR / IAME / VEGA	1	51	11	62
12	592	KIDIX DRIVER PERFORMANCE		RAIKKONEN ROBIN		KR / IAME / VEGA	7	33	30	63
13	584	BABYRACE DRIVER ACADEMY		EL GAHOUDI NAHYL		PAROLIN / IAME / VEGA	13	52	13	65
14	580	FORMULA K SRP FACTORY TEAM		ALGRE JAN RUUDI		FORMULA K / TM KART / VEGA	20	51	17	68
15	596	KALI KART RACING		ZVARICH MAX		TGROUP / TM KART / VEGA	11	50	19	69
16	579	NOVALUX SRL		HEJNAR HUGO		LENZOKART / LKE / VEGA	17	67	20	87
17	508	BABYRACE DRIVER ACADEMY		WARAKITSUPACHOK PHAWIN		PAROLIN / IAME / VEGA	14	69	21	90
18	527	TEAM DRIVER RACING KART		AAGTEN DAVID		KR / IAME / VEGA	26	68	24	92
19	599	TELLONE MOTORSPORT		TORCHIA FERDINANDO		PAROLIN / IAME / VEGA	25	68	25	93
20	506	BABYRACE DRIVER ACADEMY		MIRAS Y MUNOZ SASHA STEPI		PAROLIN / IAME / VEGA	19	75	22	97
21	537	MP ACADEMY GAMOTO		V.D. COTERLET JULIEN		HENZA KART / TM KART / VEGA	2	67	31	98
22	591	BIRELART RACING SRL		TROULIS FILIPPO		BIRELART / TM KART / VEGA	22	73	29	102
23	601	ANKART RACING TEAM ASD		ANNUNZIATA LUIGI		OTK / TM KART / VEGA	21	77	26	103
24	586	WARD RACING		ERNSTSON OSCAR		TONY KART / TM KART / VEGA	23	76	28	104
25	603	GPM RACING KART ASD		FERRARA PASQUALE		KR / IAME / VEGA	24	78	27	105
26	593	BABYRACE DRIVER ACADEMY		YOON DANIEL		PAROLIN / IAME / VEGA	18	88	23	111



Mini U10

Prefinal (PF) Results

Document 15.1 OFFICIAL

Rnk	No.	Entrant	Nation	Driver	Nation	Equipment	Laps	Time	Gap	Interv.	Best lap	Penalty	Points	CHP		
1	▲ ⁸	567	ITA	MONSTER K FACTORY TEAM	ITA	GARCIA MATEO	MEX	MONSTER K / TM KART / VE	8	9:03.339			1:07.015	0	40	
2	▲ ³	565	ITA	MONSTER K FACTORY TEAM	ITA	PAPAGEORGIU ANDREA	CYP	MONSTER K / TM KART / VE	8	9:03.967	0.628	0.628	1:07.072	5	30	
3	▼ ²	563	SWE	KIDIX DRIVER PERFORMANC	SWE	BERGMAN JOSH	USA	KR / IAME / VEGA	8	9:04.009	0.670	0.042	1:07.258	8	20	
4	▲ ⁷	550	ITA	CRG RACING TEAM	ITA	PASQUALI DANIEL	ITA	TGROUP / TM KART / VEGA	8	9:04.079	0.740	0.070	1:06.903	9	10	
5	▼ ¹	585	ITA	DI MUNNO GIUSEPPE	ITA	DI MUNNO RYAN	ITA	MONSTER K / IAME / VEGA	8	9:04.226	0.887	0.147	1:06.897	10	9	
6	▲ ⁷	564	SWE	KIDIX DRIVER PERFORMANC	SWE	GODSCHALK WYNN	USA	KR / IAME / VEGA	8	9:04.959	1.620	0.733	1:07.187	11	8	
7	▲ ¹	525	ITA	TEAM DRIVER RACING KART	ITA	SHITOV DAVID	///	KR / IAME / VEGA	8	9:07.229	3.890	2.270	1:07.095	12	7	
8	▲ ⁷	584	ITA	BABYRACE DRIVER ACADEM	ITA	EL GAHOUDI NAHYL	MAR	PAROLIN / IAME / VEGA	8	9:07.276	3.937	0.047	1:06.986	13	6	
9	▲ ¹	581	ITA	NOVALUX SRL	ITA	PREDESCU ADAM	ROU	LENZOKART / LKE / VEGA	8	9:07.456	4.117	0.180	1:07.241	14	5	
10	▼ ⁸	523	SWE	WARD RACING	SWE	SVENSSON ARVID	SWE	TONY KART / TM KART / VE	8	9:08.102	4.763	0.646	1:07.315	15	4	
11	▼ ⁴	577	ITA	LA MOTORSPORT	ITA	PANTOLI AMINE	FRA	PAROLIN / TM KART / VEGA	8	9:09.377	6.038	1.275	1:07.642	16	3	
12	▲ ²	580	GER	FORMULA K SRP FACTORY T	GER	ALGRE JAN RUUDI	EST	FORMULA K / TM KART / VE	8	9:10.192	6.853	0.815	1:07.263	17	2	
13	▼ ⁷	554	ITA	CRG RACING TEAM	ITA	HSUEH BLAKE	USA	TGROUP / TM KART / VEGA	8	9:10.954	7.615	0.762	1:07.899	18	1	
14	▼ ²	596	ITA	KALI KART RACING	ITA	ZVARICH MAX	ITA	TGROUP / TM KART / VEGA	8	9:11.371	8.032	0.417	1:07.418	19	0	
15	▲ ²	579	ITA	NOVALUX SRL	ITA	HEJNAR HUGO	POL	LENZOKART / LKE / VEGA	8	9:11.444	8.105	0.073	1:07.448	20	0	
16	▲ ⁴	508	ITA	BABYRACE DRIVER ACADEM	ITA	WARAKITSUPACHOK PH.	THA	PAROLIN / IAME / VEGA	8	9:09.342	11.003	2.898	1:07.378	+5.000	21	0
17	▲ ⁵	506	ITA	BABYRACE DRIVER ACADEM	ITA	MIRAS Y MUNOZ SASHA	ESP	PAROLIN / IAME / VEGA	8	9:15.086	11.747	0.744	1:07.620	22	0	
18	▲ ⁸	593	ITA	BABYRACE DRIVER ACADEM	ITA	YOON DANIEL	KOR	PAROLIN / IAME / VEGA	8	9:15.278	11.939	0.192	1:07.602	23	0	
19	▬	527	ITA	TEAM DRIVER RACING KART	ITA	AAGTEN DAVID	POL	KR / IAME / VEGA	8	9:15.526	12.187	0.248	1:08.069	24	0	
20	▼ ²	599	ITA	TELLONE MOTORSPORT	ITA	TORCHIA FERDINANDO	ITA	PAROLIN / IAME / VEGA	8	9:15.582	12.243	0.056	1:07.644	25	0	
21	▲ ³	601	ITA	ANKART RACING TEAM ASD	ITA	ANNUNZIATA LUIGI	ITA	OTK / TM KART / VEGA	8	9:19.547	16.208	3.965	1:08.343	26	0	
22	▲ ³	603	ITA	GPM RACING KART ASD	ITA	FERRARA PASQUALE	ITA	KR / IAME / VEGA	8	9:19.776	16.437	0.229	1:08.426	27	0	
23	▬	586	SWE	WARD RACING	SWE	ERNSTSON OSCAR	SWE	TONY KART / TM KART / VE	8	9:23.946	20.607	4.170	1:08.664	28	0	
24	▼ ³	591	ITA	BIRELART RACING SRL	ITA	TROULIS FILIPPO	GRC	BIRELART / TM KART / VEG	8	9:27.322	23.983	3.376	1:08.853	29	0	
25	▼ ²²	592	SWE	KIDIX DRIVER PERFORMANC	SWE	RAIKKONEN ROBIN	FIN	KR / IAME / VEGA	7	7:56.254	1 Lap	1 Lap	1:07.281	30	0	
26	▼ ¹⁰	537	ITA	MP ACADEMY GAMOTO	ITA	V.D. COTERLET JULIEN	NED	HENZA KART / TM KART / V	3	3:32.104	5 Laps	4 Laps	1:08.763	31	0	

No.508 WARAKITSUPACHOK PHAWIN : 5 Sec for Front Fairing not in the correct position. According to Stewards' Decision No.164.

Leaders : No.563 BERGMAN JOSH (1-1) / No.592 RAIKKONEN ROBIN (2-3) / No.563 BERGMAN JOSH (4-6) / No.565 PAPAGEORGIU ANDREAS (7-7) / No.567 GARCIA MATEO (8-8)

Start Time : 09:02 - 11:05:48 / Flag Time : 11:14:46 / End Time : 11:15:15

Best lap : No.585 DI MUNNO RYAN 1:06.897 89.87 kph

Weather : Sunny Air : 17°C Track : Dry

Previous Event Record : No.584 EL GAHOUDI NAHYL 1:06.945 89.81 kph

No.563 00:06

No.593 09:15
Lap 8

Chairman of the Panel

Steward

Steward

Super Master Series Rnd 2 - Sarno (ITA) 06-09/02/2025



DOCUMENT N° **164**

DECISIONE DEI COMMISSARI SPORTIVI
STEWARDS' DECISION

PENALITA INFLITTA AL CONCORRENTE (NOME):
PENALTY INFLICTED UPON THE ENTRANT (NAME):

BABYRACE DRIVER ACADEMY

NAZIONALITA / NATIONALITY:

ITA

No.: **508**
No.:

PILOTA :
DRIVER :

WARAKITSUPACHOK PHAWIN

Parte dell'evento:
Concerns the part of the event:

Mini U10 - Prefinal

DECISIONE / STATEMENT

5 Sec.

MOTIVAZIONE / REASON:

The Stewards having received a report from a Judge of Fact in the Technical Delegate (Doc n°131), having examined this report, have considered the following matter, determine the following:

__In the session concerned, the above-mentioned Driver was found with his Front Fairing in an incorrect position when the Chequered Flag was waved and he crossed the Finish Line.

__This fact is a violation against Art. 24 and 24.3 of the 2025 RDSK.

__The Stewards impose this penalty according to Art. 33.X of the 2025 RDSK, Art. 2.24 of the 2025 CIK-FIA General Prescriptions and Art. 12.4 of the 2025 FIA International Sporting Code.

__The Competitor is reminded that in accordance with Art. 24.3 of the 2025 RDSK, the above penalty is not susceptible to appeal.

Decisione annunciata
Decision announced

Data / Date: **09/02/2025**

Ora /Time: **11:22**

Nome / Name

Firma / Signature

Presidente del Collegio / Chairman of the Panel:

Oronzo DI BARI (ITA)

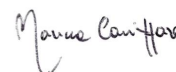


Membri del Collegio / Members of the Panel:

Luigi SCARANO (ITA)



Marina CANNIZZARO (ITA)



NOTIFICAZIONE AL CONCORRENTE / NOTIFICATION TO THE RELEVANT ENTRANT

Io sottoscritto:

I undersigned: Nome Cognome / personal name

Rappresentante del Concorrente: **BABYRACE DRIVER ACADEMY**

Representing the Entrant: Nome del Concorrente / Entrant's name

Certifico che sono stato informato del documento No. **164**
Certify that I have been notified of document No.

dai Commissari Sportivi dell'Evento.
by the Stewards of the Meeting.

Data / Date:

Ora /Time:

Firma / Signature:



WSK Super Master Series

INTERNATIONAL CIRCUIT NAPOLI

6 - 9 FEBRUARY 2025

MINI U10



Mini U10

Prefinal (PF) Lap Chart

For information purposes. No official / regulatory value

	1	2	3	4	5	6	7	8	9	10	11	12	13	14	15	16	17	18	19	20	21	22	23	24	25	26
Grid	563	523	592	585	565	554	577	525	567	581	550	596	564	580	584	537	579	599	527	508	591	506	586	601	603	593
Start	563	592	523	565	585	577	554	567	525	550	581	564	596	584	580	579	537	599	527	591	508	586	506	603	601	593
Lap 1 <small>Interval</small>	563	592 0.0	565 0.3	577 0.0	567 0.3	585 0.3	564 0.5	523 0.0	550 0.5	584 0.0	579 0.5	554 0.1	596 0.0	581 0.1	525 0.0	537 0.8	527 0.0	599 0.2	580 0.2	591 0.0	508 0.0	593 0.2	506 0.0	586 0.6	603 0.0	601 0.1
Lap 2	592	563 0.0	565 0.6	567 0.0	577 0.8	564 0.0	585 0.0	523 0.0	584 0.0	550 0.0	579 1.6	554 0.3	525 0.0	581 0.3	596 0.5	527 0.2	599 0.0	537 0.1	508 0.2	580 0.2	506 0.5	593 0.0	586 0.4	603 0.4	591 0.8	601 0.1
Lap 3	592	563 0.0	565 0.5	567 0.0	564 1.4	585 0.0	577 0.5	550 0.0	584 0.2	523 0.3	525 1.2	581 0.0	554 0.3	596 0.1	580 0.9	527 0.1	508 0.1	579 0.1	599 0.2	537 0.0	506 0.1	593 0.1	586 1.2	603 0.1	601 0.8	591 7.5
Lap 4	563	592 0.0	565 0.2	567 0.0	564 2.0	550 0.2	585 0.1	584 1.8	525 0.3	523 0.1	581 0.0	577 0.4	596 0.2	554 0.1	508 0.4	580 0.2	527 0.3	579 0.1	593 1.0	506 0.3	599 0.4	603 1.0	586 0.3	601 0.1	591 8.3	
Lap 5	563	592 0.0	565 0.2	567 0.0	550 2.1	585 0.1	564 0.2	525 1.7	584 0.3	581 0.0	523 0.2	577 0.3	508 0.4	554 0.5	580 0.1	596 0.7	527 0.0	579 0.0	593 0.4	506 0.3	599 0.4	603 2.6	586 0.0	601 0.2	591 8.1	
Lap 6	563	565 0.3	567 0.1	592 0.2	550 1.0	585 0.0	564 0.6	525 1.7	584 0.0	581 0.3	523 0.4	577 0.7	508 0.4	554 0.8	580 0.0	596 1.3	579 0.0	527 0.3	593 0.0	599 0.0	506 0.4	601 4.4	586 0.0	603 0.2	591 7.1	
Lap 7	565	563 0.0	567 0.0	592 0.7	550 0.4	585 0.0	564 0.9	525 1.6	584 0.0	581 0.6	523 0.3	508 1.2	577 0.0	580 0.6	554 0.5	596 0.8	579 0.1	527 1.0	599 0.2	593 0.0	506 0.1	601 5.2	603 0.5	586 1.3	591 5.6	
Lap 8	567	565 0.6	563 0.0	550 0.0	585 0.1	564 0.7	525 2.2	584 0.0	581 0.1	523 0.6	508 1.2	577 0.0	580 0.8	554 0.7	596 0.4	579 0.0	506 3.6	593 0.1	527 0.2	599 0.0	601 3.9	603 0.2	586 4.1	591 3.3		

Timing

Race Director





Mini U10

Prefinal (PF) Lap Time Analysis

For information purposes. No official / regulatory value

Laps	Sector 1	Sector 2	Sector 3	Spd	Lap Time
No.506 MIRAS Y MUNOZ SASHA STEPHANE					
1	25.233	27.706	19.999	108	1:12.938
2	22.215	26.836	19.814	108	1:08.865
3	21.838	26.058	19.994	108	1:07.890
4	22.376	26.901	19.676	107	1:08.953
5	21.857	26.090	19.673	108	1:07.620
6	21.865	26.904	19.905	107	1:08.674
7	21.794	26.310	19.948	107	1:08.052
8	21.889	27.022	20.623	100	1:09.534

Laps	Sector 1	Sector 2	Sector 3	Spd	Lap Time
No.508 WARAKITSUPACHOK PHAWIN					
1	25.127	27.768	19.765	108	1:12.660
2	21.988	26.871	19.557	108	1:08.416
3	21.866	26.648	19.659	108	1:08.173
4	21.801	25.933	19.644	108	1:07.378
5	21.858	26.026	19.552	107	1:07.436
6	21.864	26.093	19.764	107	1:07.721
7	21.778	25.988	19.652	108	1:07.418
8	21.729	26.029	19.905	106	1:07.663

Laps	Sector 1	Sector 2	Sector 3	Spd	Lap Time
No.523 SVENSSON ARVID					
1	23.985	26.580	19.801	108	1:10.366
2	21.881	26.204	19.749	110	1:07.834
3	22.457	26.778	19.541	108	1:08.776
4	21.926	27.063	20.074	107	1:09.063
5	22.078	26.212	19.611	106	1:07.901
6	21.831	26.043	19.556	106	1:07.430
7	21.667	26.029	19.619	107	1:07.315
8	21.722	26.180	19.768	105	1:07.670

Laps	Sector 1	Sector 2	Sector 3	Spd	Lap Time
No.525 SHITOV DAVID					
1	24.893	27.185	19.666	107	1:11.744
2	22.509	26.418	19.500	107	1:08.427
3	21.889	26.215	19.759	108	1:07.863
4	21.729	26.341	19.603	108	1:07.673
5	21.717	25.979	19.633	107	1:07.329
6	21.859	26.049	19.357	109	1:07.265
7	21.745	25.837	19.513	109	1:07.095
8	21.753	25.899	20.237	106	1:07.889

Laps	Sector 1	Sector 2	Sector 3	Spd	Lap Time
No.527 AAGTEN DAVID					
1	24.971	27.327	19.949	106	1:12.247
2	22.146	26.726	19.748	108	1:08.620
3	21.772	26.621	20.030	107	1:08.423
4	22.082	26.052	19.935	106	1:08.069
5	22.093	26.291	19.940	105	1:08.324
6	21.966	26.595	20.376	106	1:08.937
7	21.936	26.169	20.057	104	1:08.162
8	21.901	27.203	21.334	97	1:10.438

Laps	Sector 1	Sector 2	Sector 3	Spd	Lap Time
No.537 V.D. COTERLET JULIEN					
1	24.727	27.240	20.307	103	1:12.274
2	22.060	26.813	19.976	109	1:08.849
3	21.931	26.448	20.384	109	1:08.763

Laps	Sector 1	Sector 2	Sector 3	Spd	Lap Time
No.550 PASQUALI DANIEL					
1	23.551	27.443	19.705	110	1:10.699
2	21.567	26.205	19.649	111	1:07.421

Laps	Sector 1	Sector 2	Sector 3	Spd	Lap Time
3	22.427	26.151	19.430	109	1:08.008
4	21.609	26.079	19.522	109	1:07.210
5	21.803	25.957	19.661	105	1:07.421
6	21.666	25.900	19.488	109	1:07.054
7	21.539	25.942	19.422	108	1:06.903
8	21.542	26.148	19.682	108	1:07.372

Laps	Sector 1	Sector 2	Sector 3	Spd	Lap Time
No.554 HSUEH BLAKE					
1	23.624	27.832	20.135	109	1:11.591
2	22.260	26.688	19.641	107	1:08.589
3	22.116	26.095	20.110	109	1:08.321
4	22.346	26.315	19.656	109	1:08.317
5	22.196	26.495	19.719	108	1:08.410
6	21.767	26.430	19.797	109	1:07.994
7	22.092	26.070	19.737	108	1:07.899
8	21.862	26.195	19.896	107	1:07.953

Laps	Sector 1	Sector 2	Sector 3	Spd	Lap Time
No.563 BERGMAN JOSH					
1	22.468	26.447	19.670	108	1:08.585
2	22.096	26.233	19.569	108	1:07.898
3	21.768	26.099	19.413	108	1:07.280
4	21.625	26.103	19.530	106	1:07.258
5	21.834	26.022	19.627	108	1:07.483
6	22.174	26.003	19.684	105	1:07.861
7	21.649	26.120	19.717	104	1:07.486
8	22.265	26.364	19.862	106	1:08.491

Laps	Sector 1	Sector 2	Sector 3	Spd	Lap Time
No.564 GODSCHALK WYNN					
1	23.794	26.588	19.613	108	1:09.995
2	21.796	26.192	19.795	108	1:07.783
3	21.916	26.027	19.721	107	1:07.664
4	21.836	26.147	19.614	106	1:07.597
5	21.827	26.801	19.483	108	1:08.111
6	21.697	25.999	19.619	107	1:07.315
7	21.703	25.878	19.606	107	1:07.187
8	21.649	25.976	19.623	107	1:07.248

Laps	Sector 1	Sector 2	Sector 3	Spd	Lap Time
No.565 PAPAGEORGIU ANDREAS					
1	22.826	26.328	19.727	108	1:08.881
2	21.945	26.516	19.640	107	1:08.101
3	21.797	25.990	19.371	107	1:07.158
4	21.778	25.903	19.391	108	1:07.072
5	21.910	26.226	19.375	109	1:07.511
6	22.196	25.921	19.750	107	1:07.867
7	21.739	25.956	19.399	108	1:07.094
8	22.209	26.305	19.967	105	1:08.481

Laps	Sector 1	Sector 2	Sector 3	Spd	Lap Time
No.567 GARCIA MATEO					
1	23.307	26.240	19.616	107	1:09.163
2	21.855	26.565	19.368	108	1:07.788
3	21.798	25.971	19.377	109	1:07.146
4	21.781	25.964	19.304	109	1:07.049
5	21.941	26.229	19.339	108	1:07.509
6	21.987	25.956	20.001	107	1:07.944
7	21.848	25.804	19.363	108	1:07.015
8	21.872	26.100	19.822	104	1:07.794

Laps	Sector 1	Sector 2	Sector 3	Spd	Lap Time
No.577 PANTOLI AMINE					
1	22.903	26.362	19.612	108	1:08.877
2	22.018	27.034	19.986	108	1:09.038
3	22.405	26.272	19.633	108	1:08.310
4	23.323	27.140	19.722	108	1:10.185
5	21.974	26.149	19.682	107	1:07.805
6	21.864	26.070	19.808	107	1:07.742
7	21.857	26.134	19.921	109	1:07.912
8	21.843	26.105	19.694	108	1:07.642

Laps	Sector 1	Sector 2	Sector 3	Spd	Lap Time
No.579 HEJNAR HUGO					
1	24.165	26.971	19.996	106	1:11.132
2	22.710	26.135	19.585	106	1:08.430
3	22.013	27.654	20.412	107	1:10.079
4	22.284	26.201	19.511	107	1:07.996
5	22.014	26.691	19.516	107	1:08.221
6	21.934	26.866	19.693	107	1:08.493
7	21.737	26.016	19.703	107	1:07.456
8	21.924	25.932	19.592	105	1:07.448

Laps	Sector 1	Sector 2	Sector 3	Spd	Lap Time
No.580 ALGRE JAN RUUDI					
1	23.921	29.155	19.818	107	1:12.894
2	22.300	26.760	19.655	108	1:08.715
3	21.846	26.162	19.642	107	1:07.650
4	21.746	26.160	20.029	107	1:07.935
5	21.844	26.487	19.567	108	1:07.898
6	21.756	26.219	19.940	108	1:07.915
7	21.701	25.938	19.624	107	1:07.263
8	21.908	26.094	19.761	107	1:07.763

Laps	Sector 1	Sector 2	Sector 3	Spd	Lap Time
No.581 PREDESCU ADAM					
1	24.633	27.213	19.767	108	1:11.613
2	22.668	26.565	19.555	108	1:08.788
3	21.912	26.121	19.615	109	1:07.648
4	21.797	26.452	19.542	109	1:07.791
5	21.842	26.169	19.538	109	1:07.549
6	21.764	26.017	19.460	108	1:07.241
7	21.758	26.092	19.589	107	1:07.439
8	21.685	26.106	19.575	108	1:07.366

Laps	Sector 1	Sector 2	Sector 3	Spd	Lap Time
No.584 EL GAHOUDI NAHYL					
1	24.057	26.976	19.594	110	1:10.627
2	21.753	26.081	19.457	109	1:07.291
3	22.209	26.693	19.422	108	1:08.324
4	22.539	26.598	19.793	107	1:08.930
5	21.838	26.064	20.117	108	1:08.019
6	21.717	25.935	19.334	109	1:06.986



WSK Super Master Series

INTERNATIONAL CIRCUIT NAPOLI

6 - 9 FEBRUARY 2025

MINI U10



Mini U10

Prefinal (PF)

Lap Time Analysis

For information purposes. No official / regulatory value

Laps	Sector 1	Sector 2	Sector 3	Spd	Lap Time
7	21.639	25.862	19.396	108	1:06.897
8	21.768	26.076	19.613	108	1:07.457

No.586 ERNSTSON OSCAR

1	25.425	27.748	20.467	105	1:13.640
2	22.242	26.558	19.864	107	1:08.664
3	22.010	26.843	19.913	105	1:08.766
4	22.212	26.743	20.473	105	1:09.428
5	22.220	26.667	20.069	106	1:08.956
6	22.082	27.844	20.108	106	1:10.034
7	22.173	27.684	20.792	103	1:10.649
8	22.225	26.914	22.148	103	1:11.287

No.591 TROULIS FILIPPO

1	24.576	27.507	20.652	105	1:12.735
2	22.358	27.224	21.404	105	1:10.986
3	22.352	33.205	20.541	104	1:16.098
4	22.235	26.958	20.122	104	1:09.315
5	22.246	26.507	20.100	104	1:08.853
6	22.246	26.610	20.128	103	1:08.984
7	22.008	26.845	20.134	104	1:08.987
8	22.038	26.797	20.141	104	1:08.976

No.592 RAIKKONEN ROBIN

1	22.715	26.236	19.624	108	1:08.575
2	21.930	26.198	19.655	108	1:07.783
3	21.714	26.061	19.506	108	1:07.281
4	21.885	26.048	19.425	108	1:07.358
5	22.007	25.986	19.505	108	1:07.498
6	21.925	26.327	20.266	108	1:08.518
7	21.771	26.072	19.661	106	1:07.504

No.593 YOON DANIEL

1	24.469	27.790	20.062	109	1:12.321
2	22.185	27.143	19.685	109	1:09.013
3	22.023	26.303	19.620	109	1:07.946
4	22.194	26.620	19.683	107	1:08.497
5	21.902	26.062	19.638	108	1:07.602
6	21.879	26.919	19.726	109	1:08.524
7	21.746	26.669	19.968	107	1:08.383
8	21.804	27.167	20.939	101	1:09.910

No.596 ZVARICH MAX

1	24.474	27.095	19.874	110	1:11.443
2	21.973	27.831	19.626	109	1:09.430
3	21.768	26.088	19.668	110	1:07.524
4	21.903	26.260	19.859	109	1:08.022
5	22.579	27.269	19.603	108	1:09.451
6	21.917	26.811	19.785	108	1:08.513
7	21.723	25.993	19.702	108	1:07.418
8	21.657	26.040	19.787	107	1:07.484

No.599 TORCHIA FERDINANDO

1	24.811	27.674	19.992	107	1:12.477
2	22.032	26.707	19.715	109	1:08.454
3	21.867	26.534	20.414	108	1:08.815
4	22.105	27.615	19.855	107	1:09.575
5	21.863	26.095	19.686	107	1:07.644

Laps	Sector 1	Sector 2	Sector 3	Spd	Lap Time
6	21.827	26.340	19.646	109	1:07.813
7	21.981	26.427	19.869	107	1:08.277
8	21.903	27.195	21.130	94	1:10.228

No.601 ANNUNZIATA LUIGI

1	25.513	27.913	20.109	107	1:13.535
2	22.461	26.660	20.768	107	1:09.889
3	22.328	26.311	19.704	107	1:08.343
4	21.880	26.390	20.225	107	1:08.495
5	22.309	26.635	20.200	106	1:09.144
6	22.242	27.280	20.171	106	1:09.693
7	22.455	26.596	19.823	106	1:08.874
8	22.142	26.496	20.075	106	1:08.713

No.603 FERRARA PASQUALE

1	25.452	27.894	20.287	103	1:13.633
2	22.456	26.589	19.958	105	1:09.003
3	22.266	26.523	19.720	105	1:08.509
4	22.221	26.664	20.041	104	1:08.926
5	22.234	26.815	20.217	105	1:09.266
6	22.395	27.298	20.579	105	1:10.272
7	22.435	26.732	19.970	105	1:09.137
8	22.186	26.399	19.841	105	1:08.426

Timing

Race Director





Mini U10

Prefinal (PF) Starting Grid


Document 13

25 th	603 FERRARA PASQUALE KR / IAME / VEGA	 GPM RACING KART ASD	13	593 YOON DANIEL PAROLIN / IAME / VEGA	 BABYRACE DRIVER ACADEMY	26 th
23 th	586 ERNSTSON OSCAR TONY KART / TM KART / VEGA	 WARD RACING	12	601 ANNUNZIATA LUIGI OTK / TM KART / VEGA	 ANKART RACING TEAM ASD	24 th
21 th	591 TROULIS FILIPPO BIRELART / TM KART / VEGA	 BIRELART RACING SRL	11	506 MIRAS Y MUNOZ SASHA STEPHANE PAROLIN / IAME / VEGA	 BABYRACE DRIVER ACADEMY	22 th
19 th	527 AAGTEN DAVID KR / IAME / VEGA	 TEAM DRIVER RACING KART	10	508 WARAKITSUPACHOK PHAWIN PAROLIN / IAME / VEGA	 BABYRACE DRIVER ACADEMY	20 th
17 th	579 HEJNAR HUGO LENZOKART / LKE / VEGA	 NOVALUX SRL	9	599 TORCHIA FERDINANDO PAROLIN / IAME / VEGA	 TELLONE MOTORSPORT	18 th
15 th	584 EL GAHOUDI NAHYL PAROLIN / IAME / VEGA	 BABYRACE DRIVER ACADEMY	8	537 V.D. COTERLET JULIEN HENZA KART / TM KART / VEGA	 MP ACADEMY GAMOTO	16 th
13 th	564 GODSCHALK WYNN KR / IAME / VEGA	 KIDIX DRIVER PERFORMANCE	7	580 ALGRE JAN RUUDI FORMULA K / TM KART / VEGA	 FORMULA K SRP FACTORY TEAM	14 th
11 th	550 PASQUALI DANIEL TGROUPO / TM KART / VEGA	 CRG RACING TEAM	6	596 ZVARICH MAX TGROUPO / TM KART / VEGA	 KALI KART RACING	12 th
9 th	567 GARCIA MATEO MONSTER K / TM KART / VEGA	 MONSTER K FACTORY TEAM	5	581 PREDESCU ADAM LENZOKART / LKE / VEGA	 NOVALUX SRL	10 th
7 th	577 PANTOLI AMINE PAROLIN / TM KART / VEGA	 LA MOTORSPORT	4	525 SHITOV DAVID KR / IAME / VEGA	 TEAM DRIVER RACING KART	8 th
5 th	565 PAPAGEORGIU ANDREAS MONSTER K / TM KART / VEGA	 MONSTER K FACTORY TEAM	3	554 HSUEH BLAKE TGROUPO / TM KART / VEGA	 CRG RACING TEAM	6 th
3 rd	592 RAIKKONEN ROBIN KR / IAME / VEGA	 KIDIX DRIVER PERFORMANCE	2	585 DI MUNNO RYAN MONSTER K / IAME / VEGA	 DI MUNNO GIUSEPPE	4 th
1 st	563 BERGMAN JOSH KR / IAME / VEGA	 KIDIX DRIVER PERFORMANCE	1	523 SVENSSON ARVID TONY KART / TM KART / VEGA	 WARD RACING	2 nd

POLE POSITION



Start : 09/02 - 10:50 8 Laps = 13.360 km

Timing 

Race Director



Super Master Series Rnd 2 - Sarno (ITA) 06-09/02/2025

Page 1 / 1

Timekeeping by LSTiming

Apex Timing GoRacing 



Mini U10

Eliminatory Manches (QH) Results

Document 12 OFFICIAL

Rnk	No.	Entrant	Nation	Driver	Nation	Equipment	QP	M1	M2	M3	Points
1	563	KIDIX DRIVER PERFORMANCE		BERGMAN JOSH		KR / IAME / VEGA	6	0	0	5	5
2	523	WARD RACING		SVENSSON ARVID		TONY KART / TM KART / VEGA	9	14	9	9	32
3	592	KIDIX DRIVER PERFORMANCE		RAIKKONEN ROBIN		KR / IAME / VEGA	7	5	8	20	33
4	585	DI MUNNO GIUSEPPE		DI MUNNO RYAN		MONSTER K / IAME / VEGA	4	10	5	22	37
5	565	MONSTER K FACTORY TEAM		PAPAGEORGIU ANDREAS		MONSTER K / TM KART / VEGA	3	12	10	19	41
6	554	CRG RACING TEAM		HSUEH BLAKE		TGROUP / TM KART / VEGA	10	15	14	13	42
7	577	LA MOTORSPORT		PANTOLI AMINE		PAROLIN / TM KART / VEGA	15	20	15	8	43
8	525	TEAM DRIVER RACING KART		SHITOV DAVID		KR / IAME / VEGA	12	11	18	15	44
9	567	MONSTER K FACTORY TEAM		GARCIA MATEO		MONSTER K / TM KART / VEGA	16	17	16	11	44
10	581	NOVALUX SRL		PREDESCU ADAM		LENZOKART / LKE / VEGA	8	18	13	14	45
11	550	CRG RACING TEAM		PASQUALI DANIEL		TGROUP / TM KART / VEGA	5	9	30	10	49
12	596	KALI KART RACING		ZVARICH MAX		TGROUP / TM KART / VEGA	11	13	20	17	50
13	564	KIDIX DRIVER PERFORMANCE		GODSCHALK WYNN		KR / IAME / VEGA	1	8	11	32	51
14	580	FORMULA K SRP FACTORY TEA		ALGRE JAN RUUDI		FORMULA K / TM KART / VEGA	20	21	12	18	51
15	584	BABYRACE DRIVER ACADEMY		EL GAHOUDI NAHYL		PAROLIN / IAME / VEGA	13	23	29	0	52
16	537	MP ACADEMY GAMOTO		V.D. COTERLET JULIEN		HENZA KART / TM KART / VEGA	2	30	21	16	67
17	579	NOVALUX SRL		HEJNAR HUGO		LENZOKART / LKE / VEGA	17	16	19	32	67
18	599	TELLONE MOTORSPORT		TORCHIA FERDINANDO		PAROLIN / IAME / VEGA	25	25	22	21	68
19	527	TEAM DRIVER RACING KART		AAGTEN DAVID		KR / IAME / VEGA	26	19	17	32	68
20	508	BABYRACE DRIVER ACADEMY		WARAKITSUPACHOK PHAWIN		PAROLIN / IAME / VEGA	14	31	26	12	69
21	591	BIRELART RACING SRL		TROULIS FILIPPO		BIRELART / TM KART / VEGA	22	22	28	23	73
22	506	BABYRACE DRIVER ACADEMY		MIRAS Y MUNOZ SASHA STEI		PAROLIN / IAME / VEGA	19	24	27	24	75
23	586	WARD RACING		ERNSTSON OSCAR		TONY KART / TM KART / VEGA	23	26	24	26	76
24	601	ANKART RACING TEAM ASD		ANNUNZIATA LUIGI		OTK / TM KART / VEGA	21	27	23	27	77
25	603	GPM RACING KART ASD		FERRARA PASQUALE		KR / IAME / VEGA	24	28	25	25	78
26	593	BABYRACE DRIVER ACADEMY		YOON DANIEL		PAROLIN / IAME / VEGA	18	29	31	28	88



Mini U10

Manche 3 (M3) Results

Document 11.1 OFFICIAL

Rnk	No.	Entrant	Nation	Driver	Nation	Equipment	Laps	Time	Gap	Interv.	Best lap	Penalty	Points		
1	▲ ¹²	584	BABYRACE DRIVER ACADEMY	ITA	EL GAHOUDI NAHYL	MAR	PAROLIN / IAME / VEGA	6	8:14.815				1:21.075		0
2	▲ ⁴	563	KIDIX DRIVER PERFORMANCE	SWE	BERGMAN JOSH	USA	KR / IAME / VEGA	6	8:15.967	1.152	1.152		1:21.489		5
3	▲ ¹²	577	LA MOTORSPORT	ITA	PANTOLI AMINE	FRA	PAROLIN / TM KART / VEGA	6	8:19.223	4.408	3.256		1:21.307		8
4	▲ ⁵	523	WARD RACING	SWE	SVENSSON ARVID	SWE	TONY KART / TM KART / VEG	6	8:20.801	5.986	1.578		1:21.990		9
5	≡	550	CRG RACING TEAM	ITA	PASQUALI DANIEL	ITA	TGROUP / TM KART / VEGA	6	8:21.065	6.250	0.264		1:21.749		10
6	▲ ¹⁰	567	MONSTER K FACTORY TEAM	ITA	GARCIA MATEO	MEX	MONSTER K / TM KART / VEG	6	8:22.594	7.779	1.529		1:21.782		11
7	▲ ⁷	508	BABYRACE DRIVER ACADEMY	ITA	WARAKITSUPACHOK PHA	THA	PAROLIN / IAME / VEGA	6	8:22.937	8.122	0.343		1:21.438		12
8	▲ ²	554	CRG RACING TEAM	ITA	HSUEH BLAKE	USA	TGROUP / TM KART / VEGA	6	8:23.113	8.298	0.176		1:21.717		13
9	▼ ¹	581	NOVALUX SRL	ITA	PREDESCU ADAM	ROU	LENZOKART / LKE / VEGA	6	8:23.262	8.447	0.149		1:21.348		14
10	▲ ²	525	TEAM DRIVER RACING KART	ITA	SHITOV DAVID	///	KR / IAME / VEGA	6	8:25.746	10.931	2.484		1:21.867		15
11	▼ ⁹	537	MP ACADEMY GAMOTO	ITA	V.D. COTERLET JULIEN	NED	HENZA KART / TM KART / VE	6	8:26.406	11.591	0.660		1:22.788		16
12	▼ ¹	596	KALI KART RACING	ITA	ZVARICH MAX	THA	TGROUP / TM KART / VEGA	6	8:26.843	12.028	0.437		1:22.592		17
13	▲ ⁷	580	FORMULA K SRP FACTORY TE	GER	ALGRE JAN RUUDI	EST	FORMULA K / TM KART / VEG	6	8:24.342	12.527	0.499		1:21.443	+3.000	18
14	▼ ¹¹	565	MONSTER K FACTORY TEAM	ITA	PAPAGEORGIU ANDREAS	CYP	MONSTER K / TM KART / VEG	6	8:25.238	13.423	0.896		1:21.267	+3.000	19
15	▼ ⁸	592	KIDIX DRIVER PERFORMANCE	SWE	RAIKKONEN ROBIN	FIN	KR / IAME / VEGA	6	8:28.358	13.543	0.120		1:22.205		20
16	▲ ⁹	599	TELLONE MOTORSPORT	ITA	TORCHIA FERDINANDO	ITA	PAROLIN / IAME / VEGA	6	8:28.546	13.731	0.188		1:22.332		21
17	▼ ¹³	585	DI MUNNO GIUSEPPE	ITA	DI MUNNO RYAN	ITA	MONSTER K / IAME / VEGA	6	8:28.732	13.917	0.186		1:21.439		22
18	▲ ⁴	591	BIRELART RACING SRL	ITA	TROULIS FILIPPO	GRC	BIRELART / TM KART / VEGA	6	8:32.372	17.557	3.640		1:23.558		23
19	≡	506	BABYRACE DRIVER ACADEMY	ITA	MIRAS Y MUNOZ SASHA S	ESP	PAROLIN / IAME / VEGA	6	8:43.245	33.430	15.873		1:23.632	+5.000	24
20	▲ ⁴	603	GPM RACING KART ASD	ITA	FERRARA PASQUALE	ITA	KR / IAME / VEGA	6	8:51.295	41.480	8.050		1:22.800	+5.000	25
21	▲ ²	586	WARD RACING	SWE	ERNSTSON OSCAR	SWE	TONY KART / TM KART / VEG	6	9:37.632	1:22.817	41.337		1:24.339		26
22	▼ ¹	601	ANKART RACING TEAM ASD	ITA	ANNUNZIATA LUIGI	ITA	OTK / TM KART / VEGA	3	4:28.710	3 Laps	3 Laps		1:24.609		27
23	▼ ⁵	593	BABYRACE DRIVER ACADEMY	ITA	YOON DANIEL	KOR	PAROLIN / IAME / VEGA	2	2:56.862	4 Laps	1 Lap		1:25.548		28

No.580 ALGRE JAN RUUDI : 3 Sec for causing a collision. Secondo le decisioni degli steward N° 134.

No.565 PAPAGEORGIU ANDREAS : No Respect Starting Procedure

No.506 MIRAS Y MUNOZ SASHA STEPHANE : 5 Sec for Front Fairing not in the correct position. Secondo le decisioni degli steward N° 121.

No.603 FERRARA PASQUALE : 5 Sec for Front Fairing not in the correct position. Secondo le decisioni degli steward N° 122.

Not Classified

527	TEAM DRIVER RACING KART	ITA	AAGTEN DAVID	POL	KR / IAME / VEGA				DNS				32
564	KIDIX DRIVER PERFORMANCE	SWE	GODSCHALK WYNN	USA	KR / IAME / VEGA				DNS				32
579	NOVALUX SRL	ITA	HEJNAR HUGO	POL	LENZOKART / LKE / VEGA				DNS				32

Leaders : No.563 BERGMAN JOSH (1-3) / No.584 EL GAHOUDI NAHYL (4-6)

Start Time : 08:02 - 15:01:22 / Flag Time : 15:09:36 / End Time : 15:10:59

Best lap : No.584 EL GAHOUDI NAHYL 1:21.075 74.15 kph

Weather : Overcast Air : 13°C Track : Wet

Event Record : No.584 EL GAHOUDI NAHYL 1:06.945 89.81 kph


No.565 INVEST 03:38 Lap 2

No.565 +3s 04:42 Lap 3

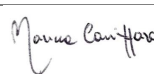
Chairman of the Panel



Steward



Steward



Super Master Series Rnd 2 - Sarno (ITA) 06-09/02/2025



DOCUMENT N° 134

**DECISIONE DEI COMMISSARI SPORTIVI
STEWARDS' DECISION**

PENALITA INFLITTA AL CONCORRENTE (NOME):
PENALTY INFLICTED UPON THE ENTRANT (NAME):

FORMULA K SRP FACTORY TEAM

NAZIONALITA / NATIONALITY:

GER

No.: **580**
No.:

PILOTA :
DRIVER :

ALGRE JAN RUUDI

Parte dell'evento:
Concerns the part of the event:

Mini U10 - Manche 3

DECISIONE / STATEMENT

3 Sec.

MOTIVAZIONE / REASON:

The Stewards having received a report from a Judge of Fact in the Race Control (Doc n° 17), having examined this report, summoned and heard the Driver and Entrant concerned (Summon n° 133), have considered the following matter, determine the following:

In the session concerned, the above-mentioned Driver caused a collision with kart n°565 in 4 last at MP 5. After this manoeuvre Kart 565 lost position(s).

This fact is a violation against Art. 31 and 33 of the RDSSKarting 2025

The Stewards impose this penalty according to Art. 31 and 33 - K) of the RDSSKarting 2025 and Art. 216 bis of the RSN 2025

The Competitor is reminded that in accordance with Art. 215 bis of the RSN 2024, the above penalty is not susceptible to appeal.

**Decisione annunciata
Decision announced**

Data / Date: **08/02/2025**

Ora /Time: **16:32**

Nome / Name

Firma / Signature

Presidente del Collegio / Chairman of the Panel:

Oronzo DI BARI (ITA)

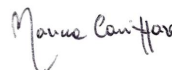


Membri del Collegio / Members of the Panel:

Luigi SCARANO (ITA)



Marina CANNIZZARO (ITA)



NOTIFICAZIONE AL CONCORRENTE / NOTIFICATION TO THE RELEVANT ENTRANT

Io sottoscritto:

I undersigned: Nome Cognome / personal name

Rappresentante del Concorrente: **FORMULA K SRP FACTORY TEAM**

Representing the Entrant: Nome del Concorrente / Entrant's name

Certifico che sono stato informato del documento No. **134**
Certify that I have been notified of document No.

dai Commissari Sportivi dell'Evento.
by the Stewards of the Meeting.

Data / Date:

Ora /Time:

Firma / Signature:



DOCUMENT N° **122**

DECISIONE DEI COMMISSARI SPORTIVI
STEWARDS' DECISION

PENALITA INFLITTA AL CONCORRENTE (NOME):
PENALTY INFLICTED UPON THE ENTRANT (NAME):

GPM RACING KART ASD

NAZIONALITA / NATIONALITY:

ITA

No.: **603**
No.:

PILOTA :
DRIVER :

FERRARA PASQUALE

Parte dell'evento:
Concerns the part of the event:

Mini U10 - Manche 3

DECISIONE / STATEMENT

5 Sec.

MOTIVAZIONE / REASON:

The Stewards having received a report from a Judge of Fact in the Technical Delegate (Doc n°98), having examined this report, have considered the following matter, determine the following:

___ In the session concerned, the above-mentioned Driver was found with his Front Fairing in an incorrect position when the Chequered Flag was waved and he crossed the Finish Line.

___ This fact is a violation against Art. 24 and 24.3 of the 2025 RDSK.

___ The Stewards impose this penalty according to Art. 33.X of the 2025 RDSK, Art. 2.24 of the 2025 CIK-FIA General Prescriptions and Art. 12.4 of the 2025 FIA International Sporting Code.

___ The Competitor is reminded that in accordance with Art. 24.3 of the 2025 RDSK, the above penalty is not susceptible to appeal.

Decisione annunciata
Decision announced

Data / Date: **08/02/2025**

Ora /Time: **15:36**

Nome / Name

Firma / Signature

Presidente del Collegio / Chairman of the Panel:

Oronzo DI BARI (ITA)

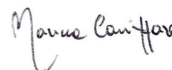


Membri del Collegio / Members of the Panel:

Luigi SCARANO (ITA)



Marina CANNIZZARO (ITA)



NOTIFICAZIONE AL CONCORRENTE / NOTIFICATION TO THE RELEVANT ENTRANT

Io sottoscritto:

I undersigned: Nome Cognome / personal name

Rappresentante del Concorrente: **GPM RACING KART ASD**

Representing the Entrant: Nome del Concorrente / Entrant's name

Certifico che sono stato informato del documento No. **122**

Certify that I have been notified of document No.

dai Commissari Sportivi dell'Evento.

by the Stewards of the Meeting.

Data / Date:

Ora /Time:

Firma / Signature:



DOCUMENT N° **121**

DECISIONE DEI COMMISSARI SPORTIVI
STEWARDS' DECISION

PENALITA INFLITTA AL CONCORRENTE (NOME):
PENALTY INFLICTED UPON THE ENTRANT (NAME):

BABYRACE DRIVER ACADEMY

NAZIONALITA / NATIONALITY:

ITA

No.: **506**
No.:

PILOTA :
DRIVER :

MIRAS Y MUNOZ SASHA STEPHANE

Parte dell'evento:
Concerns the part of the event:

Mini U10 - Manche 3

DECISIONE / STATEMENT

5 Sec.

MOTIVAZIONE / REASON:

The Stewards having received a report from a Judge of Fact in the Technical Delegate (Doc n°97), having examined this report, have considered the following matter, determine the following:

__In the session concerned, the above-mentioned Driver was found with his Front Fairing in an incorrect position when the Chequered Flag was waved and he crossed the Finish Line.

__This fact is a violation against Art. 24 and 24.3 of the 2025 RDSK.

__The Stewards impose this penalty according to Art. 33.X of the 2025 RDSK, Art. 2.24 of the 2025 CIK-FIA General Prescriptions and Art. 12.4 of the 2025 FIA International Sporting Code.

__The Competitor is reminded that in accordance with Art. 24.3 of the 2025 RDSK, the above penalty is not susceptible to appeal.

Decisione annunciata
Decision announced

Data / Date: **08/02/2025**

Ora /Time: **15:35**

Nome / Name

Firma / Signature

Presidente del Collegio / Chairman of the Panel:

Oronzo DI BARI (ITA)

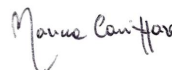


Membri del Collegio / Members of the Panel:

Luigi SCARANO (ITA)



Marina CANNIZZARO (ITA)



NOTIFICAZIONE AL CONCORRENTE / NOTIFICATION TO THE RELEVANT ENTRANT

Io sottoscritto:

I undersigned: Nome Cognome / personal name

Rappresentante del Concorrente: **BABYRACE DRIVER ACADEMY**

Representing the Entrant: Nome del Concorrente / Entrant's name

Certifico che sono stato informato del documento No. **121**

dai Commissari Sportivi dell'Evento.
by the Stewards of the Meeting.

Data / Date:

Ora /Time:

Firma / Signature:



WSK Super Master Series

INTERNATIONAL CIRCUIT NAPOLI

6 - 9 FEBRUARY 2025

MINI U10



Mini U10

Manche 3 (M3)

Lap Chart

For information purposes. No official / regulatory value

	1	2	3	4	5	6	7	8	9	10	11	12	13	14	15	16	17	18	19	20	21	22	23	24	25	26
Grid	564	537	565	585	550	563	592	581	523	554	596	525	584	508	577	567	579	593	506	580	601	591	586	603	599	527
Start	537	565	585	563	550	523	581	596	508	584	567	554	577	592	525	593	580	603	591	599	601	506	586			
Lap 1 Interval	563 0.1	523 0.3	537 0.0	584 0.5	550 0.7	577 0.2	567 0.0	554 0.1	596 0.1	508 0.0	525 0.7	581 1.7	593 1.3	599 0.1	591 0.2	592 1.6	580 1.6	565 0.2	585 1.4	601 2.2	506 3.3	603 38.2	586 0.0			
Lap 2	563 0.2	584 0.2	523 1.2	537 0.0	577 0.1	550 1.2	554 0.2	567 0.1	508 0.1	596 0.0	525 0.5	581 3.2	592 0.0	593 0.0	599 0.1	580 0.1	591 0.5	565 2.1	585 2.8	601 3.7	506 1.8	603 40.2	586 0.0			
Lap 3	563 0.1	584 1.7	523 0.9	577 1.0	554 0.3	550 0.2	567 0.7	508 0.6	537 0.4	596 0.2	581 0.1	525 1.3	580 0.5	592 0.0	565 0.4	599 1.5	591 1.0	585 6.0	601 2.4	506 0.6	603 42.6	586 0.0				
Lap 4	584 0.4	563 3.1	577 0.2	523 0.2	554 0.4	550 0.2	567 0.7	508 1.6	537 0.0	581 0.1	596 0.3	525 0.6	580 0.0	565 1.7	592 0.7	599 1.6	585 0.0	591 10.0	506 10.0	603 33.8	586 0.0					
Lap 5	584 0.7	563 2.9	577 1.4	523 0.4	554 0.0	550 0.1	508 0.2	567 2.1	581 0.9	580 0.3	537 0.0	565 0.3	596 0.1	525 2.2	592 0.0	599 1.0	585 1.5	591 10.1	506 9.5	603 44.7	586 0.0					
Lap 6	584 1.1	563 3.2	577 1.5	523 0.2	550 1.5	567 0.3	508 0.1	554 0.1	581 1.0	580 0.8	565 0.5	525 0.6	537 0.4	596 1.5	592 0.1	599 0.1	585 3.6	591 10.8	506 8.0	603 46.3	586 0.0					

Timing

Race Director





Mini U10

Manche 3 (M3) Lap Time Analysis

For information purposes. No official / regulatory value

Laps	Sector 1	Sector 2	Sector 3	Spd	Lap Time
No.506 MIRAS Y MUNOZ SASHA STEPHANE					
1	28.794	34.075	23.749	97	1:26.618
2	28.175	34.643	23.342	98	1:26.160
3	27.816	33.704	23.071	98	1:24.591
4	27.615	33.245	23.335	98	1:24.195
5	27.611	32.996	23.025	98	1:23.632
6	27.725	33.046	23.513	98	1:24.284

Laps	Sector 1	Sector 2	Sector 3	Spd	Lap Time
No.508 WARAKITSUPACHOK PHAWIN					
1	29.427	34.200	23.269	100	1:26.896
2	28.138	32.815	22.985	101	1:23.938
3	27.158	33.400	22.961	101	1:23.519
4	26.972	32.441	22.338	100	1:21.751
5	26.746	32.304	22.388	101	1:21.438
6	27.475	32.788	23.191	101	1:23.454

Laps	Sector 1	Sector 2	Sector 3	Spd	Lap Time
No.523 SVENSSON ARVID					
1	27.921	33.386	23.344	97	1:24.651
2	26.833	33.316	23.001	95	1:23.150
3	27.246	32.913	23.049	96	1:23.208
4	27.236	33.409	22.836	96	1:23.481
5	27.171	32.553	22.733	96	1:22.457
6	26.749	32.464	22.777	96	1:21.990

Laps	Sector 1	Sector 2	Sector 3	Spd	Lap Time
No.525 SHITOV DAVID					
1	29.668	34.086	22.816	102	1:26.570
2	28.441	33.044	22.651	102	1:24.136
3	27.630	33.060	23.999	103	1:24.689
4	27.150	32.799	22.613	104	1:22.562
5	27.172	33.512	22.931	104	1:23.615
6	26.754	32.590	22.523	104	1:21.867

Laps	Sector 1	Sector 2	Sector 3	Spd	Lap Time
No.537 V.D. COTERLET JULIEN					
1	27.844	33.205	24.136	101	1:25.185
2	27.469	33.449	23.125	101	1:24.043
3	28.014	34.427	23.591	101	1:26.032
4	26.770	33.002	23.016	101	1:22.788
5	27.273	33.459	22.830	103	1:23.562
6	26.692	33.467	22.991	102	1:23.150

Laps	Sector 1	Sector 2	Sector 3	Spd	Lap Time
No.550 PASQUALI DANIEL					
1	28.471	34.067	23.169	102	1:25.707
2	27.342	33.429	22.863	103	1:23.634
3	28.187	33.303	22.651	103	1:24.141
4	26.800	32.711	22.301	103	1:21.812
5	26.710	32.943	22.590	103	1:22.243
6	26.660	32.613	22.476	102	1:21.749

Laps	Sector 1	Sector 2	Sector 3	Spd	Lap Time
No.554 HSUEH BLAKE					
1	28.974	33.965	23.444	99	1:26.383
2	27.197	33.141	23.510	101	1:23.848
3	26.827	32.980	22.697	101	1:22.504
4	26.321	32.817	22.579	102	1:21.717
5	26.865	33.108	22.730	102	1:22.703
6	27.196	32.994	23.641	102	1:23.831

Laps	Sector 1	Sector 2	Sector 3	Spd	Lap Time
No.563 BERGMAN JOSH					
1	27.885	33.127	23.584	102	1:24.596
2	26.865	33.208	22.739	101	1:22.812

Laps	Sector 1	Sector 2	Sector 3	Spd	Lap Time
3	26.498	32.689	22.602	101	1:21.789
4	26.433	32.909	22.596	102	1:21.938
5	26.464	32.604	22.498	102	1:21.566
6	26.345	32.435	22.709	102	1:21.489

Laps	Sector 1	Sector 2	Sector 3	Spd	Lap Time
No.565 PAPAGEORGIU ANDREAS					
1	27.485	32.999	34.310	98	1:34.794
2	26.644	32.380	22.271	102	1:21.295
3	26.793	32.847	22.278	101	1:21.918
4	26.559	32.336	22.372	102	1:21.267
5	26.766	33.166	22.461	101	1:22.393
6	26.706	32.806	22.390	101	1:21.902

Laps	Sector 1	Sector 2	Sector 3	Spd	Lap Time
No.567 GARCIA MATEO					
1	28.830	33.601	24.052	94	1:26.483
2	27.642	32.688	23.758	100	1:24.088
3	26.927	33.478	22.536	100	1:22.941
4	26.853	32.539	22.390	101	1:21.782
5	26.802	32.924	22.677	101	1:22.403
6	27.045	33.098	22.734	100	1:22.877

Laps	Sector 1	Sector 2	Sector 3	Spd	Lap Time
No.577 PANTOLI AMINE					
1	29.270	33.436	23.396	99	1:26.102
2	26.966	32.774	22.927	101	1:22.667
3	27.405	32.703	22.777	101	1:22.885
4	26.674	32.772	22.836	100	1:22.282
5	26.141	32.434	22.732	100	1:21.307
6	26.371	32.578	22.868	99	1:21.817

Laps	Sector 1	Sector 2	Sector 3	Spd	Lap Time
No.580 ALGRE JAN RUUDI					
1	36.338	32.656	22.565	99	1:31.559
2	26.673	32.932	22.722	99	1:22.327
3	26.739	32.571	22.602	99	1:21.912
4	26.599	32.734	22.513	99	1:21.846
5	26.945	32.408	22.661	99	1:22.014
6	26.355	32.658	22.430	99	1:21.443

Laps	Sector 1	Sector 2	Sector 3	Spd	Lap Time
No.581 PREDESCU ADAM					
1	29.880	34.735	23.112	100	1:27.727
2	27.951	32.940	23.060	100	1:23.951
3	27.419	32.776	23.825	100	1:24.020
4	26.919	32.508	22.778	100	1:22.205
5	27.105	32.404	22.629	100	1:22.138
6	26.434	32.281	22.633	99	1:21.348

Laps	Sector 1	Sector 2	Sector 3	Spd	Lap Time
No.584 EL GAHOUDI NAHYL					
1	28.802	32.893	23.251	100	1:24.946
2	26.968	32.875	22.691	100	1:22.534
3	26.714	32.354	22.584	100	1:21.652
4	26.489	32.310	22.593	100	1:21.392
5	26.481	32.174	22.579	99	1:21.234
6	26.455	32.007	22.613	100	1:21.075

Laps	Sector 1	Sector 2	Sector 3	Spd	Lap Time
No.585 DI MUNNO RYAN					
1	27.246	33.422	34.379	99	1:35.047
2	27.001	33.270	22.873	102	1:23.144
3	27.161	32.940	22.697	102	1:22.798
4	26.858	32.805	22.816	102	1:22.479
5	26.770	32.699	22.644	102	1:22.113

Laps	Sector 1	Sector 2	Sector 3	Spd	Lap Time
6	26.455	32.528	22.456	103	1:21.439
No.586 ERNSTSON OSCAR					
1	28.106	53.421	24.298	96	1:45.825
2	28.622	34.574	23.437	94	1:26.633
3	28.753	33.603	23.409	96	1:25.765
4	27.871	33.869	23.082	96	1:24.822
5	27.546	41.682	24.852	96	1:34.080
6	27.290	33.453	23.596	96	1:24.339

Laps	Sector 1	Sector 2	Sector 3	Spd	Lap Time
No.591 TROULIS FILIPPO					
1	28.079	34.095	24.209	102	1:26.383
2	28.046	33.351	23.016	104	1:24.413
3	27.856	33.539	23.003	102	1:24.398
4	27.279	33.131	23.164	97	1:23.574
5	27.124	33.420	23.040	102	1:23.584
6	27.084	33.178	23.296	101	1:23.558

Laps	Sector 1	Sector 2	Sector 3	Spd	Lap Time
No.592 RAIKKONEN ROBIN					
1	29.459	36.707	24.705	103	1:30.871
2	27.386	33.122	23.177	101	1:23.685
3	26.898	33.116	22.763	103	1:22.777
4	27.397	32.860	22.903	102	1:23.160
5	26.610	33.952	22.853	103	1:23.415
6	26.792	32.625	22.788	102	1:22.205

Laps	Sector 1	Sector 2	Sector 3	Spd	Lap Time
No.593 YOON DANIEL					
1	29.308	34.790	24.012	96	1:28.110
2	28.008	34.020	23.520	96	1:25.548

Laps	Sector 1	Sector 2	Sector 3	Spd	Lap Time
No.596 ZVARICH MAX					
1	28.747	34.102	23.915	98	1:26.764
2	27.675	33.148	23.431	103	1:24.254
3	27.504	33.149	23.716	102	1:24.369
4	26.702	33.121	22.769	103	1:22.592
5	27.464	33.480	22.845	102	1:23.789
6	27.417	33.021	22.705	103	1:23.143

Laps	Sector 1	Sector 2	Sector 3	Spd	Lap Time
No.599 TORCHIA FERDINANDO					
1	27.968	33.618	23.758	101	1:25.344
2	27.501	33.395	23.374	103	1:24.270
3	27.493	32.879	22.813	103	1:23.185
4	27.469	33.084	22.820	102	1:23.373
5	26.947	33.116	22.643	103	1:22.706
6	27.065	32.730	22.537	103	



Mini U10

Manche 3 (M3) Starting Grid


Document 7

25 th	599 TORCHIA FERDINANDO PAROLIN / IAME / VEGA	ITL TELLONE MOTORSPORT	13	527 AAGTEN DAVID KR / IAME / VEGA	POL TEAM DRIVER RACING KART	26 th
23 th	586 ERNSTSON OSCAR TONY KART / TM KART / VEGA	SWE WARD RACING	12	603 FERRARA PASQUALE KR / IAME / VEGA	ITA GPM RACING KART ASD	24 th
21 th	601 ANNUNZIATA LUIGI OTK / TM KART / VEGA	ITA ANKART RACING TEAM ASD	11	591 TROULIS FILIPPO BIRELART / TM KART / VEGA	GRC BIRELART RACING SRL	22 th
19 th	506 MIRAS Y MUNOZ SASHA STEPHANE PAROLIN / IAME / VEGA	ESP BABYRACE DRIVER ACADEMY	10	580 ALGRE JAN RUUDI FORMULA K / TM KART / VEGA	EST FORMULA K SRP FACTORY TEAM	20 th
17 th	579 HEJNAR HUGO LENZOKART / LKE / VEGA	POL NOVALUX SRL	9	593 YOON DANIEL PAROLIN / IAME / VEGA	KOR BABYRACE DRIVER ACADEMY	18 th
15 th	577 PANTOLI AMINE PAROLIN / TM KART / VEGA	FRA LA MOTORSPORT	8	567 GARCIA MATEO MONSTER K / TM KART / VEGA	MEX MONSTER K FACTORY TEAM	16 th
13 th	584 EL GAHOUDI NAHYL PAROLIN / IAME / VEGA	MAR BABYRACE DRIVER ACADEMY	7	508 WARAKITSUPACHOK PHAWIN PAROLIN / IAME / VEGA	THA BABYRACE DRIVER ACADEMY	14 th
11 th	596 ZVARICH MAX TGROU / TM KART / VEGA	THA KALI KART RACING	6	525 SHITOV DAVID KR / IAME / VEGA	/// TEAM DRIVER RACING KART	12 th
9 th	523 SVENSSON ARVID TONY KART / TM KART / VEGA	SWE WARD RACING	5	554 HSUEH BLAKE TGROU / TM KART / VEGA	USA CRG RACING TEAM	10 th
7 th	592 RAIKKONEN ROBIN KR / IAME / VEGA	FIN KIDIX DRIVER PERFORMANCE	4	581 PREDESCU ADAM LENZOKART / LKE / VEGA	ROU NOVALUX SRL	8 th
5 th	550 PASQUALI DANIEL TGROU / TM KART / VEGA	ITA CRG RACING TEAM	3	563 BERGMAN JOSH KR / IAME / VEGA	USA KIDIX DRIVER PERFORMANCE	6 th
3 rd	565 PAPAGEORGIU ANDREAS MONSTER K / TM KART / VEGA	CYP MONSTER K FACTORY TEAM	2	585 DI MUNNO RYAN MONSTER K / IAME / VEGA	ITA DI MUNNO GIUSEPPE	4 th
1 st	564 GODSCHALK WYNN KR / IAME / VEGA	USA KIDIX DRIVER PERFORMANCE	1	537 V.D. COTERLET JULIEN HENZA KART / TM KART / VEGA	HUN MP ACADEMY GAMOTO	2 nd

POLE POSITION



Start : 08/02 - 14:25 6 Laps = 10.020 km

Timing 

Race Director



Super Master Series Rnd 2 - Sarno (ITA) 06-09/02/2025

Timekeeping by LSTiming



Mini U10

Manche 2 (M2) Results

Document 10.1 OFFICIAL

Rnk	No.	Entrant	Nation	Driver	Nation	Equipment	Laps	Time	Gap	Interv.	Best lap	Points
1	▲ ⁵	563 KIDIX DRIVER PERFORMANCE		BERGMAN JOSH		KR / IAME / VEGA	6	6:47.752			1:07.240	0
2	▲ ²	585 DI MUNNO GIUSEPPE		DI MUNNO RYAN		MONSTER K / IAME / VEGA	6	6:47.966	0.214	0.214	1:07.321	5
3	▲ ⁴	592 KIDIX DRIVER PERFORMANCE		RAIKKONEN ROBIN		KR / IAME / VEGA	6	6:49.164	1.412	1.198	1:07.286	8
4	▲ ⁵	523 WARD RACING		SVENSSON ARVID		TONY KART / TM KART / VEGA	6	6:49.275	1.523	0.111	1:07.363	9
5	▼ ²	565 MONSTER K FACTORY TEAM		PAPAGEORGIU ANDREAS		MONSTER K / TM KART / VEGA	6	6:50.592	2.840	1.317	1:07.088	10
6	▼ ⁵	564 KIDIX DRIVER PERFORMANCE		GODSCHALK WYNN		KR / IAME / VEGA	6	6:51.596	3.844	1.004	1:07.382	11
7	▲ ¹³	580 FORMULA K SRP FACTORY TEAM		ALGRE JAN RUUDI		FORMULA K / TM KART / VEGA	6	6:53.387	5.635	1.791	1:07.775	12
8	▬	581 NOVALUX SRL		PREDESCU ADAM		LENZOKART / LKE / VEGA	6	6:53.545	5.793	0.158	1:07.405	13
9	▲ ¹	554 CRG RACING TEAM		HSUEH BLAKE		TGROUP / TM KART / VEGA	6	6:54.824	7.072	1.279	1:07.654	14
10	▲ ⁵	577 LA MOTORSPORT		PANTOLI AMINE		PAROLIN / TM KART / VEGA	6	6:54.885	7.133	0.061	1:07.761	15
11	▲ ⁵	567 MONSTER K FACTORY TEAM		GARCIA MATEO		MONSTER K / TM KART / VEGA	6	6:55.879	8.127	0.994	1:07.839	16
12	▲ ¹⁴	527 TEAM DRIVER RACING KART		AAGTEN DAVID		KR / IAME / VEGA	6	6:55.881	8.129	0.002	1:07.510	17
13	▼ ¹	525 TEAM DRIVER RACING KART		SHITOV DAVID		KR / IAME / VEGA	6	6:56.124	8.372	0.243	1:07.596	18
14	▲ ³	579 NOVALUX SRL		HEJNAR HUGO		LENZOKART / LKE / VEGA	6	6:56.238	8.486	0.114	1:07.790	19
15	▼ ⁴	596 KALI KART RACING		ZVARICH MAX		TGROUP / TM KART / VEGA	6	6:56.962	9.210	0.724	1:07.551	20
16	▼ ¹⁴	537 MP ACADEMY GAMOTO		V.D. COTERLET JULIEN		HENZA KART / TM KART / VEG	6	6:57.095	9.343	0.133	1:07.924	21
17	▲ ⁸	599 TELLONE MOTORSPORT		TORCHIA FERDINANDO		PAROLIN / IAME / VEGA	6	6:57.136	9.384	0.041	1:07.750	22
18	▲ ³	601 ANKART RACING TEAM ASD		ANNUNZIATA LUIGI		OTK / TM KART / VEGA	6	7:00.107	12.355	2.971	1:08.241	23
19	▲ ⁴	586 WARD RACING		ERNSTSON OSCAR		TONY KART / TM KART / VEGA	6	7:00.357	12.605	0.250	1:08.428	24
20	▲ ⁴	603 GPM RACING KART ASD		FERRARA PASQUALE		KR / IAME / VEGA	6	7:02.234	14.482	1.877	1:08.936	25
21	▼ ⁷	508 BABYRACE DRIVER ACADEMY		WARAKITSUPACHOK PHAW		PAROLIN / IAME / VEGA	6	7:03.842	16.090	1.608	1:09.373	26
22	▼ ³	506 BABYRACE DRIVER ACADEMY		MIRAS Y MUNOZ SASHA ST		PAROLIN / IAME / VEGA	6	7:03.968	16.216	0.126	1:09.244	27
23	▼ ¹	591 BIRELART RACING SRL		TROULIS FILIPPO		BIRELART / TM KART / VEGA	6	7:08.283	20.531	4.315	1:09.015	28
24	▼ ¹¹	584 BABYRACE DRIVER ACADEMY		EL GAHOUDI NAHYL		PAROLIN / IAME / VEGA	6	7:40.014	52.262	31.731	1:07.106	29
25	▼ ²⁰	550 CRG RACING TEAM		PASQUALI DANIEL		TGROUP / TM KART / VEGA	5	5:44.423	1 Lap	1 Lap	1:07.049	30
26	▼ ⁸	593 BABYRACE DRIVER ACADEMY		YOON DANIEL		PAROLIN / IAME / VEGA	3	3:31.673	3 Laps	2 Laps	1:08.315	31

Leaders : No.585 DI MUNNO RYAN (1-4) / No.563 BERGMAN JOSH (5-6)

Start Time : 08/02 - 11:39:40 / Flag Time : 11:46:23 / End Time : 11:47:20

Best lap : No.550 PASQUALI DANIEL 1:07.049 89.67 kph


Weather : Overcast Air : 14°C Track : Dry

Event Record : No.584 EL GAHOUDI NAHYL 1:06.945 89.81 kph

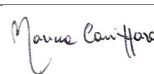
Chairman of the Panel



Steward



Steward





WSK Super Master Series

INTERNATIONAL CIRCUIT NAPOLI

6 - 9 FEBRUARY 2025

MINI U10



Mini U10

Manche 2 (M2)

Lap Chart

For information purposes. No official / regulatory value

	1	2	3	4	5	6	7	8	9	10	11	12	13	14	15	16	17	18	19	20	21	22	23	24	25	26
Grid	564	537	565	585	550	563	592	581	523	554	596	525	584	508	577	567	579	593	506	580	601	591	586	603	599	527
Start	564	565	585	550	563	592	581	523	554	596	525	584	508	567	577	593	580	579	591	603	527	537	506	601	586	599
Lap 1 <small>Interval</small>	585	563 0.0	523 0.2	592 0.4	564 0.1	565 0.0	584 0.7	580 0.0	581 1.0	554 0.1	550 0.0	593 0.0	577 0.0	525 0.0	537 0.0	567 0.0	596 0.2	527 0.0	579 0.1	508 0.0	603 0.1	506 0.1	599 0.0	601 0.1	586 0.1	591 5.4
Lap 2	585	563 0.0	523 0.3	592 0.9	564 0.6	565 0.6	584 0.0	580 0.1	581 0.5	554 0.1	550 0.3	577 0.2	567 0.6	593 0.1	525 0.0	537 0.0	579 0.2	508 0.4	527 0.1	596 0.3	599 0.2	506 0.0	586 0.1	601 0.3	603 0.1	591 5.6
Lap 3	585	563 0.1	523 0.7	592 0.5	564 0.7	565 0.5	584 0.0	580 0.3	581 0.3	554 0.0	550 0.9	577 0.0	567 1.4	593 0.0	525 0.3	537 0.1	579 0.2	508 0.1	527 0.1	596 0.1	599 0.0	508 0.7	586 0.0	601 0.1	506 0.3	591 6.0
Lap 4	585	563 0.0	592 1.3	523 0.1	564 0.7	565 0.2	584 0.0	580 0.3	581 0.7	554 0.2	550 1.6	577 0.0	567 1.3	593 0.0	525 0.2	537 0.0	579 0.8	508 0.0	527 0.2	596 0.2	599 1.1	506 0.6	586 0.2	601 0.0	506 0.1	591 6.3
Lap 5	563 0.0	585 1.1	592 0.1	523 0.1	565 1.2	564 0.5	584 0.1	580 0.4	581 0.1	554 0.3	550 1.4	577 0.0	567 1.3	593 0.0	525 0.0	537 0.6	579 0.5	508 0.0	527 0.0	596 0.0	599 2.0	506 0.4	586 1.6	601 0.4	506 1.0	591 4.4
Lap 6	563 0.2	585 1.1	592 1.1	523 0.1	565 1.3	564 1.0	584 1.7	580 0.1	581 0.1	554 1.2	550 0.0	577 0.9	567 0.0	593 0.2	525 0.1	537 0.7	579 0.1	508 2.9	527 0.2	596 0.2	599 1.8	506 1.6	586 4.3	601 31.7	506 31.7	

Timing

Race Director





Mini U10

Manche 2 (M2) Lap Time Analysis

For information purposes. No official / regulatory value

Laps	Sector 1	Sector 2	Sector 3	Spd	Lap Time
No.506 MIRAS Y MUNOZ SASHA STEPHANE					
1	24.470	27.386	20.325	109	1:12.181
2	22.886	26.696	20.302	107	1:09.884
3	22.134	26.910	20.200	105	1:09.244
4	22.126	27.248	20.104	107	1:09.478
5	22.153	26.721	22.156	101	1:11.030
6	22.208	26.652	20.399	103	1:09.259

Laps	Sector 1	Sector 2	Sector 3	Spd	Lap Time
No.508 WARAKITSUPACHOK PHAWIN					
1	24.538	27.956	20.394	108	1:12.888
2	22.901	26.543	19.929	108	1:09.373
3	22.046	27.455	19.972	107	1:09.473
4	22.460	27.079	20.395	107	1:09.934
5	22.171	27.094	20.798	104	1:10.063
6	22.447	27.246	20.506	105	1:10.199

Laps	Sector 1	Sector 2	Sector 3	Spd	Lap Time
No.523 SVENSSON ARVID					
1	23.001	26.715	19.696	106	1:09.412
2	21.923	25.988	19.555	107	1:07.466
3	21.817	26.340	19.747	106	1:07.904
4	21.835	26.268	19.844	108	1:07.947
5	21.788	26.014	19.599	107	1:07.401
6	21.743	25.993	19.627	106	1:07.363

Laps	Sector 1	Sector 2	Sector 3	Spd	Lap Time
No.525 SHITOV DAVID					
1	24.416	27.533	20.287	109	1:12.236
2	22.403	27.228	19.696	108	1:09.327
3	22.200	26.139	20.482	105	1:08.821
4	22.039	26.209	19.764	109	1:08.012
5	21.821	26.145	19.630	106	1:07.596
6	21.981	26.276	20.023	106	1:08.280

Laps	Sector 1	Sector 2	Sector 3	Spd	Lap Time
No.527 AAGTEN DAVID					
1	24.021	27.384	20.651	108	1:12.056
2	23.206	26.517	19.985	108	1:09.708
3	22.000	26.247	19.926	106	1:08.173
4	21.889	26.244	19.589	109	1:07.722
5	21.760	25.980	19.770	106	1:07.510
6	21.713	26.321	20.141	103	1:08.175

Laps	Sector 1	Sector 2	Sector 3	Spd	Lap Time
No.537 V.D. COTERLET JULIEN					
1	24.053	27.283	20.036	109	1:11.372
2	23.029	26.644	19.658	108	1:09.331
3	22.317	26.124	20.734	102	1:09.175
4	21.982	26.670	19.835	107	1:08.487
5	21.718	26.739	19.467	109	1:07.924
6	21.724	26.351	19.959	104	1:08.034

Laps	Sector 1	Sector 2	Sector 3	Spd	Lap Time
No.550 PASQUALI DANIEL					
1	22.642	29.119	20.517	109	1:12.278
2	21.771	26.399	19.647	108	1:07.817
3	21.590	25.921	19.538	108	1:07.049
4	21.739	25.915	19.528	107	1:07.182
5	21.612	25.817	21.021	97	1:08.450

Laps	Sector 1	Sector 2	Sector 3	Spd	Lap Time
No.554 HSUEH BLAKE					
1	23.415	28.102	20.552	107	1:12.069
2	22.536	26.412	19.696	107	1:08.644
3	21.818	26.031	19.805	106	1:07.654

Laps	Sector 1	Sector 2	Sector 3	Spd	Lap Time
4	22.060	26.540	19.781	108	1:08.381
5	21.758	26.150	19.858	107	1:07.766
6	21.942	26.678	19.904	106	1:08.524

Laps	Sector 1	Sector 2	Sector 3	Spd	Lap Time
No.563 BERGMAN JOSH					
1	22.851	26.778	19.690	108	1:09.319
2	21.855	25.974	19.509	106	1:07.338
3	21.713	26.117	19.658	107	1:07.488
4	21.802	25.978	19.476	107	1:07.256
5	21.788	25.998	19.656	108	1:07.442
6	21.629	25.970	19.641	104	1:07.240

Laps	Sector 1	Sector 2	Sector 3	Spd	Lap Time
No.564 GODSCHALK WYNN					
1	22.530	27.839	19.886	108	1:10.255
2	22.093	26.739	19.701	105	1:08.533
3	21.854	26.070	19.672	106	1:07.596
4	21.726	26.087	19.569	106	1:07.382
5	21.659	26.340	20.519	105	1:08.518
6	21.877	26.165	19.758	105	1:07.800

Laps	Sector 1	Sector 2	Sector 3	Spd	Lap Time
No.565 PAPAGEORGIU ANDREAS					
1	22.627	27.961	19.666	108	1:10.254
2	22.050	27.417	19.687	107	1:09.154
3	21.807	26.027	19.610	107	1:07.444
4	21.704	25.882	19.502	108	1:07.088
5	21.859	25.907	19.890	105	1:07.656
6	21.678	26.068	19.678	106	1:07.424

Laps	Sector 1	Sector 2	Sector 3	Spd	Lap Time
No.567 GARCIA MATEO					
1	24.452	27.492	20.312	108	1:12.256
2	22.795	26.308	19.842	106	1:08.945
3	22.327	26.164	19.956	104	1:08.447
4	22.389	26.131	19.780	106	1:08.300
5	21.830	26.027	19.982	105	1:07.839
6	21.745	26.474	19.894	103	1:08.113

Laps	Sector 1	Sector 2	Sector 3	Spd	Lap Time
No.577 PANTOLI AMINE					
1	23.678	27.747	20.633	106	1:12.058
2	22.119	26.410	19.659	107	1:08.188
3	21.829	26.170	19.997	107	1:07.996
4	21.783	26.922	19.670	107	1:08.375
5	21.806	26.299	19.656	108	1:07.761
6	21.706	27.102	19.716	107	1:08.524

Laps	Sector 1	Sector 2	Sector 3	Spd	Lap Time
No.579 HEJNAR HUGO					
1	24.656	27.637	20.245	108	1:12.538
2	22.787	26.554	19.649	108	1:08.990
3	22.204	26.085	20.019	107	1:08.308
4	21.806	26.383	19.757	106	1:07.946
5	21.884	26.836	19.742	107	1:08.462
6	21.809	26.088	19.893	105	1:07.790

Laps	Sector 1	Sector 2	Sector 3	Spd	Lap Time
No.580 ALGRE JAN RUUDI					
1	23.368	27.191	19.967	108	1:10.526
2	21.810	26.889	19.861	108	1:08.560
3	22.050	26.232	19.710	107	1:07.992
4	21.822	26.057	19.896	107	1:07.775
5	21.793	26.179	19.902	106	1:07.874
6	21.836	26.788	19.960	105	1:08.584

Laps	Sector 1	Sector 2	Sector 3	Spd	Lap Time
No.581 PREDESCU ADAM					
1	23.253	28.475	20.214	106	1:11.942
2	21.834	26.742	19.594	108	1:08.170
3	21.805	26.073	19.527	109	1:07.405
4	21.860	26.033	19.531	106	1:07.424
5	21.636	26.128	19.850	102	1:07.614
6	21.841	27.431	19.985	107	1:09.257

Laps	Sector 1	Sector 2	Sector 3	Spd	Lap Time
No.584 EL GAHOUDI NAHYL					
1	23.667	27.239	19.727	107	1:10.633
2	21.744	26.763	19.913	105	1:08.420
3	21.913	26.020	19.592	108	1:07.525
4	21.807	25.867	19.432	108	1:07.106
5	21.613	25.988	20.491	103	1:08.092
6	21.866	1:01.245	33.224	101	1:56.335

Laps	Sector 1	Sector 2	Sector 3	Spd	Lap Time
No.585 DI MUNNO RYAN					
1	22.770	26.772	19.776	107	1:09.318
2	21.750	26.007	19.572	107	1:07.329
3	21.696	26.123	19.608	105	1:07.427
4	21.714	26.052	19.555	107	1:07.321
5	21.751	26.011	19.809	107	1:07.571
6	21.858	25.911	19.620	106	1:07.389

Laps	Sector 1	Sector 2	Sector 3	Spd	Lap Time
No.586 ERNSTSON OSCAR					
1	24.260	28.010	19.888	108	1:12.158
2	22.828	26.670	20.130	107	1:09.628
3	22.185	26.545	19.911	107	1:08.641
4	22.098	26.823	20.014	105	1:08.935
5	21.911	26.466	20.051	103	1:08.428
6	21.978	27.302	20.001	105	1:09.281

Laps	Sector 1	Sector 2	Sector 3	Spd	Lap Time
No.591 TROULIS FILIPPO					
1	24.619	33.370	20.690	103	1:18.679
2	22.743	27.293	20.233	103	1:10.269
3	22.283	26.901	20.192	103	1:09.376
4	22.313	27.032	20.201	104	1:09.546
5	22.201	26.668	20.146	104	1:09.015
6	21.936	26.859	20.346	103	1:09.141

Laps	Sector 1	Sector 2	Sector 3	Spd	Lap Time
No.592 RAIKKONEN ROBIN					
1	23.003	26.990	19.954	107	1:09.947
2	21.876	26.350	19.783	105	1:08.009
3</					



WSK Super Master Series

INTERNATIONAL CIRCUIT NAPOLI

6 - 9 FEBRUARY 2025

MINI U10



Mini U10

Manche 2 (M2)

Lap Time Analysis

For information purposes. No official / regulatory value

Laps	Sector 1	Sector 2	Sector 3	Spd	Lap Time
6	21.704	26.364	19.889	106	1:07.957

No.599 TORCHIA FERDINANDO

1	23.817	27.559	19.936	108	1:11.312
2	22.918	26.646	20.201	107	1:09.765
3	21.953	26.440	19.596	108	1:07.989
4	21.948	26.569	19.796	107	1:08.313
5	21.778	26.282	19.690	108	1:07.750
6	21.936	26.396	19.854	104	1:08.186

No.601 ANNUNZIATA LUIGI

1	24.477	27.938	19.867	107	1:12.282
2	23.230	26.765	20.087	107	1:10.082
3	22.250	26.508	19.716	107	1:08.474
4	22.332	27.082	20.016	106	1:09.430
5	21.816	26.660	19.765	106	1:08.241
6	21.943	26.671	19.953	105	1:08.567

No.603 FERRARA PASQUALE

1	24.634	27.575	20.349	105	1:12.558
2	23.446	27.159	20.045	105	1:10.650
3	22.447	26.479	20.010	105	1:08.936
4	22.046	27.175	20.060	106	1:09.281
5	22.236	26.918	20.259	103	1:09.413
6	22.295	26.604	20.124	103	1:09.023





Mini U10

Manche 2 (M2) Starting Grid


Document 6

25 th	599 TORCHIA FERDINANDO PAROLIN / IAME / VEGA	ITL TELLONE MOTORSPORT	13	527 AAGTEN DAVID KR / IAME / VEGA	POL TEAM DRIVER RACING KART	26 th
23 th	586 ERNSTSON OSCAR TONY KART / TM KART / VEGA	SWE WARD RACING	12	603 FERRARA PASQUALE KR / IAME / VEGA	ITA GPM RACING KART ASD	24 th
21 th	601 ANNUNZIATA LUIGI OTK / TM KART / VEGA	ITA ANKART RACING TEAM ASD	11	591 TROULIS FILIPPO BIRELART / TM KART / VEGA	GRC BIRELART RACING SRL	22 th
19 th	506 MIRAS Y MUNOZ SASHA STEPHANE PAROLIN / IAME / VEGA	ESP BABYRACE DRIVER ACADEMY	10	580 ALGRE JAN RUUDI FORMULA K / TM KART / VEGA	EST FORMULA K SRP FACTORY TEAM	20 th
17 th	579 HEJNAR HUGO LENZOKART / LKE / VEGA	POL NOVALUX SRL	9	593 YOON DANIEL PAROLIN / IAME / VEGA	KOR BABYRACE DRIVER ACADEMY	18 th
15 th	577 PANTOLI AMINE PAROLIN / TM KART / VEGA	FRA LA MOTORSPORT	8	567 GARCIA MATEO MONSTER K / TM KART / VEGA	MEX MONSTER K FACTORY TEAM	16 th
13 th	584 EL GAHOUDI NAHYL PAROLIN / IAME / VEGA	MAR BABYRACE DRIVER ACADEMY	7	508 WARAKITSUPACHOK PHAWIN PAROLIN / IAME / VEGA	THA BABYRACE DRIVER ACADEMY	14 th
11 th	596 ZVARICH MAX TGROU / TM KART / VEGA	THA KALI KART RACING	6	525 SHITOV DAVID KR / IAME / VEGA	/// TEAM DRIVER RACING KART	12 th
9 th	523 SVENSSON ARVID TONY KART / TM KART / VEGA	SWE WARD RACING	5	554 HSUEH BLAKE TGROU / TM KART / VEGA	USA CRG RACING TEAM	10 th
7 th	592 RAIKKONEN ROBIN KR / IAME / VEGA	FIN KIDIX DRIVER PERFORMANCE	4	581 PREDESCU ADAM LENZOKART / LKE / VEGA	ROU NOVALUX SRL	8 th
5 th	550 PASQUALI DANIEL TGROU / TM KART / VEGA	ITA CRG RACING TEAM	3	563 BERGMAN JOSH KR / IAME / VEGA	USA KIDIX DRIVER PERFORMANCE	6 th
3 rd	565 PAPAGEORGIU ANDREAS MONSTER K / TM KART / VEGA	CYP MONSTER K FACTORY TEAM	2	585 DI MUNNO RYAN MONSTER K / IAME / VEGA	ITA DI MUNNO GIUSEPPE	4 th
1 st	564 GODSCHALK WYNN KR / IAME / VEGA	USA KIDIX DRIVER PERFORMANCE	1	537 V.D. COTERLET JULIEN HENZA KART / TM KART / VEGA	NED MP ACADEMY GAMOTO	2 nd

POLE POSITION



Start : 08/02 - 11:20 6 Laps = 10.020 km

Timing 

Race Director



Super Master Series Rnd 2 - Sarno (ITA) 06-09/02/2025

Timekeeping by LSTiming



Mini U10

Manche 1 (M1) Results

Document 8.1 OFFICIAL

Rnk	No.	Entrant	Nation	Driver	Nation	Equipment	Laps	Time	Gap	Interv.	Best lap	Penalty	Points
1	▲ ⁵	563 KIDIX DRIVER PERFORMANCE		BERGMAN JOSH		KR / IAME / VEGA	6	6:49.673			1:07.142		0
2	▲ ⁵	592 KIDIX DRIVER PERFORMANCE		RAIKKONEN ROBIN		KR / IAME / VEGA	6	6:49.756	0.083	0.083	1:07.038		5
3	▼ ²	564 KIDIX DRIVER PERFORMANCE		GODSCHALK WYNN		KR / IAME / VEGA	6	6:49.883	0.210	0.127	1:07.364		8
4	▲ ¹	550 CRG RACING TEAM		PASQUALI DANIEL		TGROUP / TM KART / VEGA	6	6:49.968	0.295	0.085	1:07.144		9
5	▼ ¹	585 DI MUNNO GIUSEPPE		DI MUNNO RYAN		MONSTER K / IAME / VEGA	6	6:50.254	0.581	0.286	1:07.083		10
6	▲ ⁶	525 TEAM DRIVER RACING KART		SHITOV DAVID		KR / IAME / VEGA	6	6:50.509	0.836	0.255	1:07.137		11
7	▼ ⁴	565 MONSTER K FACTORY TEAM		PAPAGEORGIU ANDREAS		MONSTER K / TM KART / VEG	6	6:50.982	1.309	0.473	1:07.278		12
8	▲ ³	596 KALI KART RACING		ZVARICH MAX		TGROUP / TM KART / VEGA	6	6:51.019	1.346	0.037	1:07.078		13
9	==	523 WARD RACING		SVENSSON ARVID		TONY KART / TM KART / VEG	6	6:51.044	1.371	0.025	1:07.368		14
10	==	554 CRG RACING TEAM		HSUEH BLAKE		TGROUP / TM KART / VEGA	6	6:51.078	1.405	0.034	1:07.162		15
11	▲ ⁶	579 NOVALUX SRL		HEJNAR HUGO		LENZOKART / LKE / VEGA	6	6:51.164	1.491	0.086	1:07.102		16
12	▲ ⁴	567 MONSTER K FACTORY TEAM		GARCIA MATEO		MONSTER K / TM KART / VEG	6	6:52.639	2.966	1.475	1:07.040		17
13	▼ ⁵	581 NOVALUX SRL		PREDESCU ADAM		LENZOKART / LKE / VEGA	6	6:53.098	3.425	0.459	1:07.719		18
14	▲ ¹²	527 TEAM DRIVER RACING KART		AAGTEN DAVID		KR / IAME / VEGA	6	6:53.291	3.618	0.193	1:07.162		19
15	==	577 LA MOTORSPORT		PANTOLI AMINE		PAROLIN / TM KART / VEGA	6	6:53.458	3.785	0.167	1:07.497		20
16	▲ ⁴	580 FORMULA K SRP FACTORY TE		ALGRE JAN RUUDI		FORMULA K / TM KART / VEG	6	6:54.510	4.837	1.052	1:07.329		21
17	▲ ⁵	591 BIRELART RACING SRL		TROULIS FILIPPO		BIRELART / TM KART / VEGA	6	6:56.390	6.717	1.880	1:08.216		22
18	▼ ⁵	584 BABYRACE DRIVER ACADEMY		EL GAHOUDI NAHYL		PAROLIN / IAME / VEGA	6	6:57.391	7.718	1.001	1:06.945		23
19	==	506 BABYRACE DRIVER ACADEMY		MIRAS Y MUNOZ SASHA S		PAROLIN / IAME / VEGA	6	6:58.463	8.790	1.072	1:07.943		24
20	▲ ⁵	599 TELLONE MOTORSPORT		TORCHIA FERDINANDO		PAROLIN / IAME / VEGA	6	6:58.915	9.242	0.452	1:07.516		25
21	▲ ²	586 WARD RACING		ERNSTSON OSCAR		TONY KART / TM KART / VEG	6	7:02.190	12.517	3.275	1:08.680		26
22	▼ ¹	601 ANKART RACING TEAM ASD		ANNUNZIATA LUIGI		OTK / TM KART / VEGA	6	6:59.273	12.600	0.083	1:07.436	+3.000	27
23	▲ ¹	603 GPM RACING KART ASD		FERRARA PASQUALE		KR / IAME / VEGA	6	7:02.751	13.078	0.478	1:08.679		28
24	▼ ⁶	593 BABYRACE DRIVER ACADEMY		YOON DANIEL		PAROLIN / IAME / VEGA	6	7:07.376	17.703	4.625	1:08.388		29
25	▼ ²³	537 MP ACADEMY GAMOTO		V.D. COTERLET JULIEN		HENZA KART / TM KART / VE	5	5:41.302	1 Lap	1 Lap	1:07.017		30
26	▼ ¹²	508 BABYRACE DRIVER ACADEMY		WARAKITSUPACHOK PHA		PAROLIN / IAME / VEGA	1	1:21.070	5 Laps	4 Laps	1:18.912		31

No.601 ANNUNZIATA LUIGI : 3 Sec for causing a collision. Secondo le decisioni degli steward N° 21.

Leaders : No.565 PAPAGEORGIU ANDREAS (1-1) / No.550 PASQUALI DANIEL (2-3) / No.564 GODSCHALK WYNN (4-4) / No.565 PAPAGEORGIU ANDREAS (5-5) / No.563 BERGMAN JOSH (6-6)

Start Time : 07:02 - 14:40:16 / Flag Time : 14:47:00 / End Time : 14:47:24

Best lap : No.584 EL GAHOUDI NAHYL 1:06.945 89.81 kph

Weather : Sunny Air : 17°C Track : Dry


Previous Event Record : No.564 GODSCHALK WYNN 1:06.951 89.80 kph

No.584 07:04 Lap 6

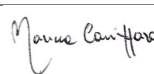
Chairman of the Panel



Steward



Steward



Super Master Series Rnd 2 - Sarno (ITA) 06-09/02/2025



DOCUMENT N° 21

**DECISIONE DEI COMMISSARI SPORTIVI
STEWARDS' DECISION**

PENALITA INFLITTA AL CONCORRENTE (NOME):
PENALTY INFLICTED UPON THE ENTRANT (NAME):

ANKART RACING TEAM ASD

NAZIONALITA / NATIONALITY:

ITA

No.: **601**
No.:

PILOTA :
DRIVER :

ANNUNZIATA LUIGI

Parte dell'evento:
Concerns the part of the event:

Mini U10 - Manche 1

DECISIONE / STATEMENT

3 Sec.

MOTIVAZIONE / REASON:

The Stewards having received a report from a Judge of Fact in the Race Control (Doc n° 5), having examined this report, summoned and heard the Driver and Entrant concerned (Summon n° 20), have considered the following matter, determine the following:

In the session concerned, the above-mentioned Driver caused a collision with kart n°506 in Lap 1 at MP 2. After this manoeuvre Kart 506 lost position(s).

This fact is a violation against Art. 31 and 33 of the RDSSKarting 2025

The Stewards impose this penalty according to Art. 31 and 33 - K) of the RDSSKarting 2025 and Art. 216 bis of the RSN 2025

The Competitor is reminded that in accordance with Art. 215 bis of the RSN 2024, the above penalty is not susceptible to appeal.

**Decisione annunciata
Decision announced**

Data / Date: **07/02/2025**

Ora /Time: **15:29**

Nome / Name

Firma / Signature

Presidente del Collegio / Chairman of the Panel:

Oronzo DI BARI (ITA)

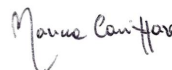


Membri del Collegio / Members of the Panel:

Luigi SCARANO (ITA)



Marina CANNIZZARO (ITA)



NOTIFICAZIONE AL CONCORRENTE / NOTIFICATION TO THE RELEVANT ENTRANT

Io sottoscritto:

I undersigned: Nome Cognome / personal name

Rappresentante del Concorrente: **ANKART RACING TEAM ASD**

Representing the Entrant: Nome del Concorrente / Entrant's name

Certifico che sono stato informato del documento No. **21**
Certify that I have been notified of document No.

dai Commissari Sportivi dell'Evento.
by the Stewards of the Meeting.

Data / Date:

Ora /Time:

Firma / Signature:



WSK Super Master Series

INTERNATIONAL CIRCUIT NAPOLI

6 - 9 FEBRUARY 2025

MINI U10



Mini U10

Manche 1 (M1)

Lap Chart

For information purposes. No official / regulatory value

	1	2	3	4	5	6	7	8	9	10	11	12	13	14	15	16	17	18	19	20	21	22	23	24	25	26
Grid	564	537	565	585	550	563	592	581	523	554	596	525	584	508	577	567	579	593	506	580	601	591	586	603	599	527
Start	564	565	550	537	592	585	563	581	523	596	554	584	525	508	567	577	593	579	580	591	506	603	601	527	586	599
Lap 1 <small>Interval</small>	565	564 0.0	550 0.0	592 0.6	537 0.4	585 0.0	563 0.1	523 0.0	581 0.0	584 0.1	554 0.3	525 0.1	596 0.3	577 0.0	579 0.5	567 0.3	580 0.1	591 0.1	527 0.4	586 0.7	601 1.1	603 1.8	506 0.0	599 1.3	588 1.6	593 1.6
Lap 2	550	564 0.3	565 0.3	585 0.2	592 0.0	537 0.1	584 0.1	563 0.0	523 0.0	554 0.2	525 0.6	596 0.3	577 0.0	579 0.2	580 0.2	567 0.0	581 0.1	527 0.3	591 0.2	601 3.3	586 0.0	506 0.5	603 1.5	599 0.2	593 4.5	
Lap 3	550	564 0.1	565 0.2	585 0.2	563 0.2	584 0.0	537 0.3	592 0.3	554 0.0	525 0.0	596 0.3	523 0.0	579 0.2	577 0.1	567 0.1	580 0.5	527 0.0	581 0.0	591 1.4	601 3.7	506 0.0	586 0.6	599 0.5	603 0.6	593 4.6	
Lap 4	564	565 0.2	585 0.2	550 0.0	563 0.1	584 0.0	537 0.3	592 0.2	525 0.4	596 0.2	523 0.0	579 0.7	554 0.0	580 0.5	567 0.2	527 0.0	577 0.0	581 0.1	591 1.8	506 3.2	601 0.6	599 0.3	586 0.4	603 1.0	593 5.1	
Lap 5	565	585 0.0	564 0.0	550 0.0	584 0.0	563 0.1	537 0.2	592 0.2	525 0.7	596 0.2	523 0.0	554 0.6	579 0.3	527 0.5	580 0.0	567 0.1	577 0.3	581 0.2	591 2.7	506 2.7	601 0.0	599 0.4	586 1.6	603 1.5	593 4.3	
Lap 6	563	592 0.0	564 0.1	550 0.0	585 0.2	525 0.2	565 0.4	596 0.0	523 0.0	554 0.0	579 0.0	567 1.4	581 0.4	527 0.1	577 0.1	580 1.0	591 1.8	584 1.0	506 1.0	599 0.4	601 0.3	586 2.9	603 0.5	593 4.6		

Timing

Race Director





Mini U10

Manche 1 (M1) Lap Time Analysis

For information purposes. No official / regulatory value

Laps	Sector 1	Sector 2	Sector 3	Spd	Lap Time
No.506 MIRAS Y MUNOZ SASHA STEPHANE					
1	28.050	27.512	20.005	108	1:15.567
2	22.040	26.226	19.736	107	1:08.002
3	22.198	26.287	19.895	108	1:08.380
4	21.909	26.297	19.737	106	1:07.943
5	21.813	26.273	19.998	106	1:08.084
6	21.768	26.243	20.010	106	1:08.021

No.508 WARAKITSUPACHOK PHAWIN					
1	26.525	31.059	21.328	104	1:18.912

No.523 SVENSSON ARVID					
1	23.516	26.550	19.572	106	1:09.638
2	22.048	25.987	19.891	101	1:07.926
3	22.446	26.385	19.573	108	1:08.404
4	21.778	26.340	19.447	107	1:07.565
5	21.838	26.103	19.427	107	1:07.368
6	21.810	26.209	20.350	104	1:08.369

No.525 SHITOV DAVID					
1	23.886	26.778	19.431	108	1:10.095
2	22.274	26.305	19.493	108	1:08.072
3	21.830	25.796	19.511	109	1:07.137
4	21.986	26.167	19.488	108	1:07.641
5	21.940	25.987	19.389	108	1:07.316
6	21.628	26.166	20.410	108	1:08.204

No.527 AAGTEN DAVID					
1	25.181	26.616	19.670	108	1:11.467
2	21.813	26.037	19.601	109	1:07.451
3	21.589	26.275	19.523	109	1:07.387
4	21.699	26.304	19.892	110	1:07.895
5	21.755	25.814	19.593	108	1:07.162
6	21.728	26.411	20.989	103	1:09.128

No.537 V.D. COTERLET JULIEN					
1	22.890	26.425	20.364	102	1:09.679
2	21.946	26.179	19.788	105	1:07.913
3	22.071	25.969	19.624	108	1:07.664
4	21.640	26.116	19.717	108	1:07.473
5	21.725	25.872	19.420	109	1:07.017

No.550 PASQUALI DANIEL					
1	22.622	26.396	19.526	108	1:08.544
2	21.935	26.248	19.660	107	1:07.843
3	21.893	26.100	19.577	107	1:07.570
4	21.680	26.656	19.866	109	1:08.202
5	21.652	25.925	19.567	109	1:07.144
6	21.893	27.240	19.986	109	1:09.119

No.554 HSUEH BLAKE					
1	23.832	26.680	19.510	109	1:10.022
2	22.066	25.985	19.565	109	1:07.616
3	21.953	25.941	19.747	109	1:07.641
4	21.896	27.368	19.625	110	1:08.889
5	21.725	25.899	19.538	109	1:07.162
6	21.780	26.124	19.872	108	1:07.776

No.563 BERGMAN JOSH					
1	23.296	26.197	20.167	105	1:09.660

2	21.944	25.815	20.168	105	1:07.927
3	21.772	25.963	19.407	109	1:07.142
4	21.465	26.266	19.752	109	1:07.483
5	21.870	25.902	19.411	109	1:07.183
6	21.773	26.337	20.481	104	1:08.591

No.564 GODSCHALK WYNN					
1	22.511	26.495	19.599	108	1:08.605
2	21.885	26.524	19.839	107	1:08.248
3	21.838	26.047	19.479	108	1:07.364
4	21.689	26.020	19.763	106	1:07.472
5	21.682	26.060	19.932	109	1:07.674
6	21.728	26.589	20.779	107	1:09.096

No.565 PAPAGEORGIU ANDREAS					
1	22.587	26.228	19.667	108	1:08.482
2	21.848	26.707	20.104	108	1:08.659
3	21.685	26.051	19.542	109	1:07.278
4	21.636	26.214	19.603	108	1:07.453
5	21.647	25.978	19.666	106	1:07.291
6	21.615	27.498	21.219	104	1:10.332

No.567 GARCIA MATEO					
1	24.887	26.693	19.637	108	1:11.217
2	21.754	26.363	19.719	108	1:07.836
3	21.771	25.908	19.361	108	1:07.040
4	21.794	26.809	20.017	108	1:08.620
5	22.078	25.791	19.565	108	1:07.434
6	21.766	25.958	20.540	105	1:08.264

No.577 PANTOLI AMINE					
1	23.957	26.782	19.529	108	1:10.268
2	22.177	26.538	19.402	108	1:08.117
3	21.848	26.318	19.331	108	1:07.497
4	22.170	26.699	20.075	109	1:08.944
5	22.038	25.996	19.604	108	1:07.638
6	21.685	26.023	21.027	105	1:08.735

No.579 HEJNAR HUGO					
1	24.497	26.557	19.671	108	1:10.725
2	21.939	26.432	19.516	108	1:07.887
3	21.737	25.945	19.420	108	1:07.102
4	21.849	26.501	19.697	108	1:08.047
5	21.963	25.866	19.697	108	1:07.526
6	21.734	26.034	19.786	108	1:07.554

No.580 ALGRE JAN RUUDI					
1	24.601	26.982	19.676	108	1:11.259
2	21.872	26.164	19.566	108	1:07.602
3	21.730	26.218	19.381	108	1:07.329
4	21.940	26.351	19.869	107	1:08.160
5	21.679	26.098	19.742	107	1:07.519
6	22.217	28.036	20.025	107	1:10.278

No.581 PREDESCU ADAM					
1	23.414	26.364	19.964	103	1:09.742
2	22.902	27.311	19.693	108	1:09.906
3	21.825	26.232	19.704	109	1:07.761
4	21.743	26.310	19.992	108	1:08.045

5	22.084	25.928	19.707	108	1:07.719
6	21.646	26.193	20.333	106	1:08.172

No.584 EL GAHOUDI NAHYL					
1	23.696	26.383	19.585	108	1:09.664
2	21.943	26.109	19.568	105	1:07.620
3	21.539	26.104	19.570	109	1:07.213
4	21.640	26.241	19.601	109	1:07.482
5	21.697	25.894	19.354	110	1:06.945
6	21.702	26.663	28.123	94	1:16.488

No.585 DI MUNNO RYAN					
1	23.271	26.543	19.800	104	1:09.614
2	21.771	25.909	19.979	106	1:07.659
3	21.614	25.977	19.628	108	1:07.219
4	21.666	26.085	19.778	108	1:07.529
5	21.553	25.926	19.604	109	1:07.083
6	21.663	27.565	20.297	107	1:09.525

No.586 ERNSTSON OSCAR					
1	25.478	26.925	19.768	106	1:12.171
2	23.319	26.929	21.164	103	1:10.412
3	23.016	26.629	20.026	105	1:09.671
4	22.303	26.709	19.742	105	1:08.754
5	22.112	26.653	19.915	105	1:08.680
6	22.156	27.382	20.106	103	1:09.644

No.591 TROULIS FILIPPO					
1	24.734	26.938	19.672	107	1:11.344
2	22.123	26.506	19.587	107	1:08.216
3	21.954	26.552	20.093	105	1:08.599
4	21.987	26.496	19.997	105	1:08.480
5	22.027	26.692	19.871	105	1:08.590
6	22.019	26.509	20.178	105	1:08.706

No.592 RAIKKONEN ROBIN					
1	23.040	26.312	19.782	108	1:09.134
2	21.781	26.311	20.129	108	1:08.221
3	21.643	26.401	20.150	108	1:08.194
4	21.580	25.927	19.859	108	1:07.366
5	21.659	25.980	19.399	109	1:07.038
6	21.661	26.153	20.381	106	1:08.195

No.593 YOON DANIEL					
1	26.003	33.843	20.640	105	1:20.486
2	22.553	26.972	20.112	106	1:09.637
3	22.127	26.588	19.832	106	1:08.547
4	22.286	26.909	19.935	105	1:09.130
5	21.935	26.490	19.963	105	1:08.388
6	22.090	26.915	19.912	104	1:08.917

No.596 ZVARICH MAX					
1	23.644	27.384	19.533	109	1:10.561
2	22.154	26.420	19.547	109	1:08.121
3	21.629	26.063	19.386	110	1:07.078
4	21.782	26.258	19.518	110	1:07.558
5	21.576	26.323	19.472	110	1:07.371
6	21.736	26.282	20.408	108	1:08.426





WSK Super Master Series

INTERNATIONAL CIRCUIT NAPOLI

6 - 9 FEBRUARY 2025

MINI U10



Mini U10

Manche 1 (M1)

Lap Time Analysis

For information purposes. No official / regulatory value

Laps	Sector 1	Sector 2	Sector 3	Spd	Lap Time
No.599 TORCHIA FERDINANDO					
1	25.579	29.288	21.607	102	1:16.474
2	22.411	26.372	19.677	107	1:08.460
3	22.038	26.162	19.608	107	1:07.808
4	21.850	26.239	19.655	106	1:07.744
5	21.818	26.108	19.590	107	1:07.516
6	21.696	26.302	19.998	106	1:07.996
No.601 ANNUNZIATA LUIGI					
1	26.092	27.492	19.873	107	1:13.457
2	22.356	26.154	20.724	106	1:09.234
3	22.336	26.587	20.024	107	1:08.947
4	22.188	26.359	20.137	106	1:08.684
5	21.724	26.015	19.697	107	1:07.436
6	21.968	26.173	20.654	106	1:08.795
No.603 FERRARA PASQUALE					
1	26.436	28.827	20.080	105	1:15.343
2	22.638	26.902	20.063	105	1:09.603
3	22.611	26.374	19.698	105	1:08.683
4	22.246	26.563	19.877	105	1:08.686
5	22.348	26.490	20.284	105	1:09.122
6	22.110	26.701	19.868	105	1:08.679





Mini U10

Manche 1 (M1) Starting Grid


Document 5

25 th	599 TORCHIA FERDINANDO PAROLIN / IAME / VEGA	ITL TELLONE MOTORSPORT	13	527 AAGTEN DAVID KR / IAME / VEGA	POL TEAM DRIVER RACING KART	26 th
23 th	586 ERNSTSON OSCAR TONY KART / TM KART / VEGA	SWE WARD RACING	12	603 FERRARA PASQUALE KR / IAME / VEGA	ITA GPM RACING KART ASD	24 th
21 th	601 ANNUNZIATA LUIGI OTK / TM KART / VEGA	ITA ANKART RACING TEAM ASD	11	591 TROULIS FILIPPO BIRELART / TM KART / VEGA	GRC BIRELART RACING SRL	22 th
19 th	506 MIRAS Y MUNOZ SASHA STEPHANE PAROLIN / IAME / VEGA	ESP BABYRACE DRIVER ACADEMY	10	580 ALGRE JAN RUUDI FORMULA K / TM KART / VEGA	EST FORMULA K SRP FACTORY TEAM	20 th
17 th	579 HEJNAR HUGO LENZOKART / LKE / VEGA	POL NOVALUX SRL	9	593 YOON DANIEL PAROLIN / IAME / VEGA	KOR BABYRACE DRIVER ACADEMY	18 th
15 th	577 PANTOLI AMINE PAROLIN / TM KART / VEGA	FRA LA MOTORSPORT	8	567 GARCIA MATEO MONSTER K / TM KART / VEGA	MEX MONSTER K FACTORY TEAM	16 th
13 th	584 EL GAHOUDI NAHYL PAROLIN / IAME / VEGA	MAR BABYRACE DRIVER ACADEMY	7	508 WARAKITSUPACHOK PHAWIN PAROLIN / IAME / VEGA	THA BABYRACE DRIVER ACADEMY	14 th
11 th	596 ZVARICH MAX TGROU / TM KART / VEGA	THA KALI KART RACING	6	525 SHITOV DAVID KR / IAME / VEGA	/// TEAM DRIVER RACING KART	12 th
9 th	523 SVENSSON ARVID TONY KART / TM KART / VEGA	SWE WARD RACING	5	554 HSUEH BLAKE TGROU / TM KART / VEGA	USA CRG RACING TEAM	10 th
7 th	592 RAIKKONEN ROBIN KR / IAME / VEGA	FIN KIDIX DRIVER PERFORMANCE	4	581 PREDESCU ADAM LENZOKART / LKE / VEGA	ROU NOVALUX SRL	8 th
5 th	550 PASQUALI DANIEL TGROU / TM KART / VEGA	ITA CRG RACING TEAM	3	563 BERGMAN JOSH KR / IAME / VEGA	USA KIDIX DRIVER PERFORMANCE	6 th
3 rd	565 PAPAGEORGIU ANDREAS MONSTER K / TM KART / VEGA	CYP MONSTER K FACTORY TEAM	2	585 DI MUNNO RYAN MONSTER K / IAME / VEGA	ITA DI MUNNO GIUSEPPE	4 th
1 st	564 GODSCHALK WYNN KR / IAME / VEGA	USA KIDIX DRIVER PERFORMANCE	1	537 V.D. COTERLET JULIEN HENZA KART / TM KART / VEGA	NED MP ACADEMY GAMOTO	2 nd

POLE POSITION



Start : 07/02 - 14:40 6 Laps = 10.020 km

Timing 

Race Director



Super Master Series Rnd 2 - Sarno (ITA) 06-09/02/2025

Timekeeping by LSTiming



Mini U10

Qualifying Practice (QP) Results

Document 4.1 OFFICIAL

Rnk	No.	Entrant	Nation	Driver	Nation	Equipment	Sector 1	Sector 2	Sector 3	Time	Gap	Laps
1	564	KIDIX DRIVER PERFORMANCE	SWE	GODSCHALK WYNN	USA	KR / IAME / VEGA	21.713	25.843	19.395	1:06.951		3
2	537	MP ACADEMY GAMOTO	ITA	V.D. COTERLET JULIEN	NEP	HENZA KART / TM KART / VE	21.858	25.967	19.487	1:07.312	0.361	3
3	565	MONSTER K FACTORY TEAM	ITA	PAPAGEORGIU ANDREAS	CYP	MONSTER K / TM KART / VEC	21.948	26.128	19.294	1:07.370	0.419	2
4	585	DI MUNNO GIUSEPPE	ITA	DI MUNNO RYAN	ITA	MONSTER K / IAME / VEGA	21.781	26.165	19.453	1:07.399	0.448	2
5	550	CRG RACING TEAM	ITA	PASQUALI DANIEL	ITA	TGROUP / TM KART / VEGA	21.891	26.160	19.410	1:07.461	0.510	2
6	563	KIDIX DRIVER PERFORMANCE	SWE	BERGMAN JOSH	USA	KR / IAME / VEGA	21.882	26.028	19.566	1:07.476	0.525	2
7	592	KIDIX DRIVER PERFORMANCE	SWE	RAIKKONEN ROBIN	FIN	KR / IAME / VEGA	21.789	26.062	19.638	1:07.489	0.538	4
8	581	NOVALUX SRL	ITA	PREDESCU ADAM	ROU	LENZOKART / LKE / VEGA	21.967	26.216	19.391	1:07.574	0.623	2
9	523	WARD RACING	SWE	SVENSSON ARVID	SWE	TONY KART / TM KART / VEG	22.023	26.035	19.537	1:07.595	0.644	2
10	554	CRG RACING TEAM	ITA	HSUEH BLAKE	USA	TGROUP / TM KART / VEGA	21.978	26.115	19.555	1:07.648	0.697	2
11	596	KALI KART RACING	ITA	ZVARICH MAX	TUR	TGROUP / TM KART / VEGA	21.936	26.200	19.524	1:07.660	0.709	4
12	525	TEAM DRIVER RACING KART	ITA	SHITOV DAVID	///	KR / IAME / VEGA	22.067	26.244	19.401	1:07.712	0.761	2
13	584	BABYRACE DRIVER ACADEMY	ITA	EL GAHOUDI NAHYL	MAR	PAROLIN / IAME / VEGA	22.039	26.253	19.459	1:07.751	0.800	2
14	508	BABYRACE DRIVER ACADEMY	ITA	WARAKITSUPACHOK PHA	TUR	PAROLIN / IAME / VEGA	21.992	26.239	19.523	1:07.754	0.803	2
15	577	LA MOTORSPORT	ITA	PANTOLI AMINE	ERA	PAROLIN / TM KART / VEGA	22.096	26.208	19.498	1:07.802	0.851	2
16	567	MONSTER K FACTORY TEAM	ITA	GARCIA MATEO	MEX	MONSTER K / TM KART / VEC	22.041	26.266	19.585	1:07.892	0.941	2
17	579	NOVALUX SRL	ITA	HEJNAR HUGO	POL	LENZOKART / LKE / VEGA	21.939	26.284	19.800	1:08.023	1.072	3
18	593	BABYRACE DRIVER ACADEMY	ITA	YOON DANIEL	KOR	PAROLIN / IAME / VEGA	22.278	26.354	19.546	1:08.178	1.227	2
19	506	BABYRACE DRIVER ACADEMY	ITA	MIRAS Y MUNOZ SASHA S	ESP	PAROLIN / IAME / VEGA	22.292	26.440	19.457	1:08.189	1.238	2
20	580	FORMULA K SRP FACTORY TE	GER	ALGRE JAN RUUDI	EST	FORMULA K / TM KART / VEC	22.195	26.435	19.726	1:08.356	1.405	2
21	601	ANKART RACING TEAM ASD	ITA	ANNUNZIATA LUIGI	ITA	OTK / TM KART / VEGA	22.503	26.461	19.640	1:08.604	1.653	4
22	591	BIRELART RACING SRL	ITA	TROULIS FILIPPO	GRC	BIRELART / TM KART / VEGA	22.222	26.569	19.819	1:08.610	1.659	2
23	586	WARD RACING	SWE	ERNSTSON OSCAR	SWE	TONY KART / TM KART / VEG	22.318	26.666	20.008	1:08.992	2.041	4
24	603	GPM RACING KART ASD	ITA	FERRARA PASQUALE	ITA	KR / IAME / VEGA	22.506	26.965	19.998	1:09.469	2.518	2
25	599	TELLONE MOTORSPORT	ITA	TORCHIA FERDINANDO	ITA	PAROLIN / IAME / VEGA	25.317	26.353	19.408	1:11.078	4.127	3
26	527	TEAM DRIVER RACING KART	ITA	AAGTEN DAVID	POL	KR / IAME / VEGA		27.206	19.881	1:32.596	25.645	2

No.599 TORCHIA FERDINANDO : Delete the best lap for incorrect position of the Front Fairing. Secondo le decisioni degli steward N° 5.

No.527 AAGTEN DAVID : Delete the best lap for incorrect position of the Front Fairing. Secondo le decisioni degli steward N° 4.

Start Time : 07:02 - 11:20:50 / Flag Time : 11:26:51 / End Time : 11:27:56


Best lap : No.564 GODSCHALK WYNN 1:06.951 89.80 kph

Weather : Sunny Air : 16°C Track : Dry


Chairman of the Panel



Steward



Steward





Mini U10

Qualifying Practice (QP) Best Sectors Analysis

For information purposes. No official / regulatory value

S1			S2			S3			Ideal Lap Times						
Rnk	No.	Time	Rnk	No.	Time	Rnk	No.	Time	Rnk	No.	Driver	Nation	Ideal Lap	Best Lap	Diff.
1	564	21.713	1	564	25.843	1	565	19.294	1	564	GODSCHALK WYNN	USA	1:06.919	1:06.951	0.032
2	585	21.781	2	537	25.967	2	537	19.319	2	537	V.D. COTERLET JULIEN	NED	1:07.144	1:07.312	0.168
3	592	21.789	3	563	26.028	3	564	19.363	3	565	PAPAGEORGIU ANDREAS	CYP	1:07.370	1:07.370	
4	537	21.858	4	523	26.035	4	581	19.391	4	585	DI MUNNO RYAN	ITA	1:07.399	1:07.399	
5	563	21.882	5	592	26.062	5	525	19.401	5	550	PASQUALI DANIEL	ITA	1:07.461	1:07.461	
6	550	21.891	6	554	26.115	6	599	19.408	6	563	BERGMAN JOSH	USA	1:07.476	1:07.476	
7	596	21.936	7	565	26.128	7	550	19.410	7	592	RAIKKONEN ROBIN	FIN	1:07.489	1:07.489	
8	579	21.939	8	550	26.160	8	585	19.453	8	581	PREDESCU ADAM	ROU	1:07.574	1:07.574	
9	565	21.948	9	585	26.165	9	506	19.457	9	523	SVENSSON ARVID	SWE	1:07.595	1:07.595	
10	581	21.967	10	596	26.200	10	584	19.459	10	554	HSUEH BLAKE	USA	1:07.648	1:07.648	
11	554	21.978	11	577	26.208	11	577	19.498	11	596	ZVARICH MAX	THA	1:07.660	1:07.660	
12	508	21.992	12	581	26.216	12	508	19.523	12	525	SHITOV DAVID	///	1:07.712	1:07.712	
13	523	22.023	13	508	26.239	13	596	19.524	13	584	EL GAHOUDI NAHYL	MAR	1:07.751	1:07.751	
14	584	22.039	14	525	26.244	14	523	19.537	14	508	WARAKITSUPACHOK PHAWIN	THA	1:07.754	1:07.754	
15	567	22.041	15	584	26.253	15	593	19.546	15	577	PANTOLI AMINE	ERA	1:07.802	1:07.802	
16	525	22.067	16	567	26.266	16	554	19.555	16	567	GARCIA MATEO	MEX	1:07.892	1:07.892	
17	577	22.096	17	579	26.284	17	563	19.566	17	579	HEJNAR HUGO	POL	1:07.919	1:08.023	0.104
18	601	22.116	18	599	26.353	18	567	19.585	18	593	YOON DANIEL	KOR	1:08.178	1:08.178	
19	580	22.195	19	593	26.354	19	592	19.638	19	506	MIRAS Y MUNOZ SASHA STEPHAN	ESP	1:08.189	1:08.189	
20	591	22.222	20	580	26.435	20	601	19.640	20	601	ANNUNZIATA LUIGI	ITA	1:08.217	1:08.604	0.387
21	593	22.278	21	506	26.440	21	579	19.696	21	580	ALGRE JAN RUUDI	EST	1:08.356	1:08.356	
22	506	22.292	22	601	26.461	22	580	19.726	22	591	TROULIS FILIPPO	GRE	1:08.610	1:08.610	
23	586	22.318	23	591	26.569	23	591	19.819	23	586	ERNSTSON OSCAR	SWE	1:08.962	1:08.992	0.030
24	603	22.506	24	586	26.640	24	527	19.881	24	603	FERRARA PASQUALE	ITA	1:09.469	1:09.469	
25	599	25.317	25	603	26.965	25	603	19.998	25	599	TORCHIA FERDINANDO	ITA	1:11.078	1:11.078	
			26	527	27.206	26	586	20.004							



Mini U10




















































Qualifying Practice (QP) Lap Time Analysis

For information purposes. No official / regulatory value

Laps	Sector 1	Sector 2	Sector 3	Spd	Lap Time
No.506 MIRAS Y MUNOZ SASHA STEPHANE					
1		28.311	20.155	105	1:31.737
2	22.292	26.440	19.457	108	1:08.189
No.508 WARAKITSUPACHOK PHAWIN					
1		27.301	19.555	109	1:24.000
2	21.992	26.239	19.523	108	1:07.754
No.523 SVENSSON ARVID					
1		28.142	19.962	106	1:24.879
2	22.023	26.035	19.537	106	1:07.595
No.525 SHITOV DAVID					
1		27.648	19.802	108	1:25.222
2	22.067	26.244	19.401	108	1:07.712
No.527 AAGTEN DAVID					
1		27.206	19.881	105	1:32.596
2	22.004	26.192	19.785	106	1:07.978
No.537 V.D. COTERLET JULIEN					
1		28.751	20.720	74	1:26.748
2	25.016	26.363	19.319	109	1:10.698
3	21.858	25.967	19.487	107	1:07.312
No.550 PASQUALI DANIEL					
1		27.810	19.621	108	1:25.787
2	21.891	26.160	19.410	108	1:07.461
No.554 HSUEH BLAKE					
1		27.570	19.707	108	1:28.421
2	21.978	26.115	19.555	109	1:07.648
No.563 BERGMAN JOSH					
1		26.666	19.625	106	1:39.372
2	21.882	26.028	19.566	106	1:07.476
No.564 GODSCHALK WYNN					
1		27.504	19.880	105	1:24.217
2	22.272	26.423	19.363	108	1:08.058
3	21.713	25.843	19.395	106	1:06.951
No.565 PAPAGEORGIU ANDREAS					
1		27.210	19.552	109	1:22.227
2	21.948	26.128	19.294	109	1:07.370
No.567 GARCIA MATEO					
1		27.625	19.831	106	1:25.275
2	22.041	26.266	19.585	107	1:07.892
No.577 PANTOLI AMINE					
1		27.061	19.849	106	1:24.986
2	22.096	26.208	19.498	107	1:07.802
No.579 HEJNAR HUGO					
1		27.348	19.975	105	1:23.604
2	22.316	26.539	19.696	106	1:08.551
3	21.939	26.284	19.800	106	1:08.023
No.580 ALGRE JAN RUUDI					
1		27.245	20.040	105	1:22.743
2	22.195	26.435	19.726	105	1:08.356
No.581 PREDESCU ADAM					
1		27.443	20.078	106	1:25.278
2	21.967	26.216	19.391	108	1:07.574

Laps	Sector 1	Sector 2	Sector 3	Spd	Lap Time
No.584 EL GAHOUDI NAHYL					
1		26.885	19.541	108	1:21.744
2	22.039	26.253	19.459	108	1:07.751
No.585 DI MUNNO RYAN					
1		28.630	20.112	107	1:25.106
2	21.781	26.165	19.453	108	1:07.399
No.586 ERNSTSON OSCAR					
1		27.557	20.057	103	1:22.617
2	22.318	26.666	20.008	103	1:08.992
3	22.456	26.801	20.004	103	1:09.261
4	22.368	26.640	20.015	103	1:09.023
No.591 TROULIS FILIPPO					
1		28.316	19.968	107	1:26.807
2	22.222	26.569	19.819	106	1:08.610
No.592 RAIKKONEN ROBIN					
1		30.346	20.593	106	1:26.774
2	22.022	28.578	19.847	107	1:10.447
3	22.151	26.223	19.675	107	1:08.049
4	21.789	26.062	19.638	107	1:07.489
No.593 YOON DANIEL					
1		28.178	19.716	106	1:24.687
2	22.278	26.354	19.546	107	1:08.178
No.596 ZVARICH MAX					
1		30.897	21.072	107	1:28.647
2	22.041	26.491	19.736	106	1:08.268
3	21.972	26.523	19.634	108	1:08.129
4	21.936	26.200	19.524	108	1:07.660
No.599 TORCHIA FERDINANDO					
1		27.641	20.848	72	1:24.134
2	25.317	26.353	19.408	107	1:11.078
3	21.874	25.984	19.353	108	1:07.211
No.601 ANNUNZIATA LUIGI					
1		28.210	20.176	106	1:25.382
2	22.766	26.876	20.175	103	1:09.817
3	22.503	26.461	19.640	107	1:08.604
4	22.116	26.700	20.017	106	1:08.833
No.603 FERRARA PASQUALE					
1		28.254	20.193	105	1:25.158
2	22.506	26.965	19.998	105	1:09.469


Mini U10
VERIFIED LIST (26 Drivers)
Document 1

No.	Entrant	Nation	Driver	Nation	Equipment
506	BABYRACE DRIVER ACADEMY		MIRAS Y MUNOZ SASHA STEPHANE		PAROLIN / IAME / VEGA
508	BABYRACE DRIVER ACADEMY		WARAKITSUPACHOK PHAWIN		PAROLIN / IAME / VEGA
523	WARD RACING		SVENSSON ARVID		TONY KART / TM KART / VEGA
525	TEAM DRIVER RACING KART		SHITOV DAVID	///	KR / IAME / VEGA
527	TEAM DRIVER RACING KART		AAGTEN DAVID		KR / IAME / VEGA
537	MP ACADEMY GAMOTO		V.D. COTERLET JULIEN		HENZA KART / TM KART / VEGA
550	CRG RACING TEAM		PASQUALI DANIEL		TGROUP / TM KART / VEGA
554	CRG RACING TEAM		HSUEH BLAKE		TGROUP / TM KART / VEGA
563	KIDIX DRIVER PERFORMANCE		BERGMAN JOSH		KR / IAME / VEGA
564	KIDIX DRIVER PERFORMANCE		GODSCHALK WYNN		KR / IAME / VEGA
565	MONSTER K FACTORY TEAM		PAPAGEORGIU ANDREAS		MONSTER K / TM KART / VEGA
567	MONSTER K FACTORY TEAM		GARCIA MATEO		MONSTER K / TM KART / VEGA
577	LA MOTORSPORT		PANTOLI AMINE		PAROLIN / TM KART / VEGA
579	NOVALUX SRL		HEJNAR HUGO		LENZOKART / LKE / VEGA
580	FORMULA K SRP FACTORY TEAM		ALGRE JAN RUUDI		FORMULA K / TM KART / VEGA
581	NOVALUX SRL		PREDESCU ADAM		LENZOKART / LKE / VEGA
584	BABYRACE DRIVER ACADEMY		EL GAHOUDI NAHYL		PAROLIN / IAME / VEGA
585	DI MUNNO GIUSEPPE		DI MUNNO RYAN		MONSTER K / IAME / VEGA
586	WARD RACING		ERNSTSON OSCAR		TONY KART / TM KART / VEGA
591	BIRELART RACING SRL		TROULIS FILIPPO		BIRELART / TM KART / VEGA
592	KIDIX DRIVER PERFORMANCE		RAIKKONEN ROBIN		KR / IAME / VEGA
593	BABYRACE DRIVER ACADEMY		YOON DANIEL		PAROLIN / IAME / VEGA
596	KALI KART RACING		ZVARICH MAX		TGROUP / TM KART / VEGA
599	TELLONE MOTORSPORT		TORCHIA FERDINANDO		PAROLIN / IAME / VEGA
601	ANKART RACING TEAM ASD		ANNUNZIATA LUIGI		OTK / TM KART / VEGA
603	GPM RACING KART ASD		FERRARA PASQUALE		KR / IAME / VEGA

