

ROTAX

RMC

EURO TROPHY

**RACE WEEK
WACKERSDORF – ROUND 2
JUNE 07–09TH**

**RACE
BOOKLET**



PRESENTED BY



E20Sen/Mas

FINAL (F) Results

Document 19.1 OFFICIAL

Rnk	No.	Competitor	Nation	Driver	Nation	Equipment	Laps	Time	Gap	Interv.	Best lap	Points	Class
1	▲ ³	702 AKK SPORTIL		BROUGHAM SPENCER		SODI / ROTAX / MOJO	10	8:40.151			51.392	55	E20SEN
2	▼ ¹	717 S.L.K. RACING ACADEMY		VARGAS RAUL		SODI / ROTAX / MOJO	10	8:40.383	0.232	0.232	51.504	52	E20SEN
3	▬	706 DOWLER GRIFFIN		DOWLER GRIFFIN		SODI / ROTAX / MOJO	10	8:40.509	0.358	0.126	51.485	50	E20SEN
4	▲ ²	707 KRAFT MOTORSPORT		UNTERBERGER BENJAMIN		SODI / ROTAX / MOJO	10	8:43.222	3.071	2.713	51.493	49	E20SEN
5	▲ ²	705 TOTIS BALAZS		TOTIS BALAZS		SODI / ROTAX / MOJO	10	8:43.274	3.123	0.052	51.372	48	E20SEN
6	▼ ¹	701 KRAFT MOTORSPORT		OVERHOFF MATS JOHAN		SODI / ROTAX / MOJO	10	8:43.350	3.199	0.076	51.393	47	E20SEN
7	▲ ¹	801 RAMIREZ HECTOR		RAMIREZ HECTOR		SODI / ROTAX / MOJO	10	9:02.385	22.234	19.035	53.371	55	E20MAS
8	▼ ⁶	719 KRAFT MOTORSPORT		ELSWOOD WILL		SODI / ROTAX / MOJO	5	4:42.052	5 Laps	5 Laps	53.397	46	E20SEN


Leaders : No.717 VARGAS RAUL (1-3) / No.702 BROUGHAM SPENCER (4-10)

Start Time : 09/06 - 14:26:01 / Flag Time : 14:34:37 / End Time : 14:35:03

Best lap : No.705 TOTIS BALAZS 51.372 83.39 kph

Weather : Scattered cloud Air : 22°C Track : Dry

Event Record : No.719 ELSWOOD WILL 49.703 86.19 kph

Chairman of the Panel 

Steward 

Steward 

E20Sen/Mas

FINAL (F) Lap Chart

For information purposes. No official / regulatory value

	1	2	3	4	5	6	7	8
Grid	717	719	706	702	701	707	705	801
Start	717	719	706	701	702	707	705	801
Lap 1 <small>Interval</small>	717	702 0.4	706 0.2	719 1.2	707 0.1	705 0.3	701 0.0	801 0.4
Lap 2	717	702 0.1	706 0.4	707 1.6	701 0.6	705 0.3	719 1.1	801 0.2
Lap 3	717	702 0.1	706 0.5	707 1.6	701 0.6	705 0.4	719 2.9	801 0.3
Lap 4	702	717 0.2	706 0.3	707 1.5	701 0.5	705 0.2	801 5.8	719 1.9
Lap 5	702	717 0.1	706 0.3	707 1.5	701 0.6	705 0.2	801 7.7	719 9.2
Lap 6	702	717 0.3	706 0.2	707 1.6	701 0.4	705 0.2	801 9.6	
Lap 7	702	717 0.2	706 0.2	707 1.7	701 0.2	705 0.3	801 11.6	
Lap 8	702	717 0.2	706 0.3	707 1.7	701 0.4	705 0.2	801 13.8	
Lap 9	702	717 0.2	706 0.2	707 1.9	701 0.1	705 0.3	801 16.6	
Lap 10	702	717 0.2	706 0.1	707 2.7	705 0.0	701 0.0	801 19.0	

E20Sen/Mas

FINAL (F)

Lap Time Analysis

For information purposes. No official / regulatory value

Laps	Sector 1	Sector 2	Sector 3	Lap Time	Spd
No.701 OVERHOFF MATS JOHAN					
1	1:46.294		1:40.201	56.012	98
2	18.874	17.105	16.160	52.139	97
3	18.431	16.888	16.193	51.512	97
4	18.460	16.908	16.194	51.562	97
5	18.402	16.931	16.206	51.539	
6	18.456	16.855	16.197	51.508	97
7				51.393	
8	1:09.956	17.012	16.191	51.766	96
9				51.407	
10				52.378	

Laps	Sector 1	Sector 2	Sector 3	Lap Time	Spd
No.702 BROUGHAM SPENCER					
1	20.544			53.635	97
2	18.433	16.836	16.123	51.392	
3	18.489	16.837	16.133	51.459	97
4	18.591	16.806	16.239	51.636	97
5	18.453	16.845	16.313	51.611	96
6	18.454	16.832	16.187	51.473	96
7	18.469	16.861	16.248	51.578	
8	18.460	16.823	16.239	51.522	96
9	18.416	16.842	16.238	51.496	96
10	18.587			51.851	96

Laps	Sector 1	Sector 2	Sector 3	Lap Time	Spd
No.705 TOTIS BALAZS					
1	21.226	17.354	16.549	55.129	98
2	19.288	17.050	16.235	52.573	98
3	18.481	16.933	16.167	51.581	98
4	18.353	16.907	16.112	51.372	98
5	18.443			51.491	98
6	18.438			51.516	98
7	18.448	16.940	16.167	51.555	98
8	18.530	17.018	16.114	51.662	98
9	18.419			51.448	99
10				51.994	

Laps	Sector 1	Sector 2	Sector 3	Lap Time	Spd
No.706 DOWLER GRIFFIN					
1	1:46.087	17.286	16.220	54.331	98
2	18.475	16.947	16.180	51.602	97
3	18.493	16.867	16.222	51.582	97
4	18.584	16.881	16.179	51.644	97
5	18.441	16.888	16.197	51.526	97
6	18.455	16.911	16.188	51.554	
7	18.478	16.881	16.187	51.546	98
8	18.450	16.840	16.225	51.515	97
9	18.471	16.789	16.225	51.485	97
10	18.510	16.927	16.235	51.672	98

Laps	Sector 1	Sector 2	Sector 3	Lap Time	Spd
No.707 UNTERBERGER BENJAMIN					
1	21.182	17.355	16.444	54.981	97
2	18.585	17.048	16.184	51.817	97
3	18.477	16.970	16.142	51.589	97
4	18.435	16.939	16.219	51.593	96
5	18.402	16.949	16.171	51.522	97
6	18.457	16.978	16.216	51.651	97
7	18.461	16.977	16.214	51.652	96
8	18.375	16.930	16.188	51.493	96

Laps	Sector 1	Sector 2	Sector 3	Lap Time	Spd
9	18.511	16.943	16.244	51.698	96
10	18.601	17.021	16.815	52.437	94

Laps	Sector 1	Sector 2	Sector 3	Lap Time	Spd
No.717 VARGAS RAUL					
1	1:46.976		1:39.989	54.029	96
2	18.518	16.950	16.244	51.712	95
3	18.438			51.518	
4	18.899			52.008	97
5	18.415	16.882	16.238	51.535	98
6	18.534			51.631	97
7	18.409	16.856	16.239	51.504	96
8	18.449	16.852	16.205	51.506	97
9	18.383			51.516	97
10	18.459			51.819	97

Laps	Sector 1	Sector 2	Sector 3	Lap Time	Spd
No.719 ELSWOOD WILL					
1	1:47.466		1:40.854	55.918	96
2	19.950			54.185	95
3	19.238	17.473	16.686	53.397	94
4	19.152			56.270	88
5				1:00.593	

Laps	Sector 1	Sector 2	Sector 3	Lap Time	Spd
No.801 RAMIREZ HECTOR					
1	21.377	17.261	16.739	55.377	93
2	19.325	17.497	16.674	53.496	93
3	19.395	17.404	16.652	53.451	93
4	19.264	17.531	17.169	53.964	92
5	19.036	17.512	16.823	53.371	90
6	19.128	17.503	16.841	53.472	90
7	19.071	17.375	17.078	53.524	91
8	19.314	17.592	16.954	53.860	90
9	19.558	17.701	16.953	54.212	89
10	19.459			54.483	90



E20Sen/Mas

FINAL (F) Starting Grid

Document 18

7 th	705 TOTIS BALAZS SODI / ROTAX / MOJO	E20SEN	TOTIS BALAZS	4	801 RAMIREZ HECTOR SODI / ROTAX / MOJO	E20MAS	RAMIREZ HECTOR	8 th
5 th	701 OVERHOFF MATS JOHAN SODI / ROTAX / MOJO	E20SEN	KRAFT MOTORSPORT	3	707 UNTERBERGER BENJAMIN SODI / ROTAX / MOJO	E20SEN	KRAFT MOTORSPORT	6 th
3 rd	706 DOWLER GRIFFIN SODI / ROTAX / MOJO	E20SEN	DOWLER GRIFFIN	2	702 BROUGHAM SPENCER SODI / ROTAX / MOJO	E20SEN	AKK SPORTIL	4 th
1 st	717 VARGAS RAUL SODI / ROTAX / MOJO	E20SEN	S.L.K. RACING ACADEMY	1	719 ELSWOOD WILL SODI / ROTAX / MOJO	E20SEN	KRAFT MOTORSPORT	2 nd

POLE POSITION



Start : 09/06 - 14:15 10 Laps = 11.900 km

Timing



Race Director



Rotax Euro Trophy Rnd 2 presented by WSK - Wackersdorf (DEU) 06-09/06/2024

Page 1 / 1

















LSTiming

Apex Timing GoRacing

E20Sen/Mas

Final Phase Penalty Results

Document 17 OFFICIAL

Rnk	No.	Competitor	Nation	Driver	Nation	Equipment	Q ₂	Q ₁	PF	Points
1	717	S.L.K. RACING ACADEMY		VARGAS RAUL		SODI / ROTAX / MOJO	2	3	2	5
2	719	KRAFT MOTORSPORT		ELSWOOD WILL		SODI / ROTAX / MOJO	1	8	0	8
3	706	DOWLER GRIFFIN		DOWLER GRIFFIN		SODI / ROTAX / MOJO	3	8	6	14
4	702	AKK SPORTIL		BROUGHAM SPENCER		SODI / ROTAX / MOJO	5	10	7	17
5	701	KRAFT MOTORSPORT		OVERHOFF MATS JOHAN		SODI / ROTAX / MOJO	4	14	4	18
6	707	KRAFT MOTORSPORT		UNTERBERGER BENJAMIN		SODI / ROTAX / MOJO	7	19	3	22
7	705	TOTIS BALAZS		TOTIS BALAZS		SODI / ROTAX / MOJO	6	19	5	24
8	801	RAMIREZ HECTOR		RAMIREZ HECTOR		SODI / ROTAX / MOJO	8	24	8	32

Chairman of the Panel



Steward



Steward



E20Sen/Mas

Prefinal (PF) Results

Document 16.1 OFFICIAL

Rnk	No.	Competitor	Nation	Driver	Nation	Equipment	Laps	Time	Gap	Interv.	Best lap	Penalty	Points	CHP	Class
1	▲ ¹	719	KRAFT MOTORSPORT	ELSWOOD WILL		SODI / ROTAX / MOJO	10	8:41.782			51.410		0	55	E20SEN
2	▼ ¹	717	S.L.K. RACING ACADEMY	VARGAS RAUL		SODI / ROTAX / MOJO	10	8:42.393	0.611	0.611	51.163		2	52	E20SEN
3	▲ ⁴	707	KRAFT MOTORSPORT	UNTERBERGER BENJAM		SODI / ROTAX / MOJO	10	8:42.958	1.176	0.565	51.386		3	50	E20SEN
4	▲ ¹	701	KRAFT MOTORSPORT	OVERHOFF MATS JOHAN		SODI / ROTAX / MOJO	10	8:44.027	2.245	1.069	51.263		4	49	E20SEN
5	▲ ¹	705	TOTIS BALAZS	TOTIS BALAZS		SODI / ROTAX / MOJO	10	8:44.181	2.399	0.154	51.299		5	48	E20SEN
6	▼ ³	706	DOWLER GRIFFIN	DOWLER GRIFFIN		SODI / ROTAX / MOJO	10	8:44.306	2.524	0.125	51.434		6	47	E20SEN
7	▼ ³	702	AKK SPORTIL	BROUGHAM SPENCER		SODI / ROTAX / MOJO	10	8:41.585	4.803	2.279	51.344	+5.000	7	46	E20SEN
8	≡	801	RAMIREZ HECTOR	RAMIREZ HECTOR		SODI / ROTAX / MOJO	10	8:58.497	16.715	11.912	53.031		8	55	E20MAS

No.702 BROUGHAM SPENCER : 5 Sec for Front Fairing not in the correct position. According to Stewards' Decision No.114.

Leaders : No.717 VARGAS RAUL (1-1) / No.702 BROUGHAM SPENCER (2-10)

Start Time : 09/06 - 10:44:41 / Flag Time : 10:53:20 / End Time : 10:53:40

Best lap : No.717 VARGAS RAUL 51.163 83.73 kph

Weather : Scattered cloud Air : 21°C Track : Dry

Event Record : No.719 ELSWOOD WILL 49.703 86.19 kph

Chairman of the Panel

Steward

Steward

DOCUMENT N° **114**

DECISIONE DEI COMMISSARI SPORTIVI
STEWARDS' DECISION

PENALITA INFLITTA AL CONCORRENTE (NOME): **AKK SPORTIL**
PENALTY INFLICTED UPON THE ENTRANT (NAME):

NAZIONALITA / NATIONALITY: **SVN**

No.: **702** | PILOTA : **BROUGHAM SPENCER**
No.: | DRIVER :

Parte dell'evento: **E20Sen/Mas - Prefinal**
Concerns the part of the event:

DECISIONE / STATEMENT

5 Sec.

MOTIVAZIONE / REASON:

The Stewards having received a report from a Judge of Fact in the Technical Delegate (Doc n° 83), having examined this report, have considered the following matter, determine the following:

__In the session concerned, the above-mentioned Driver was found with his Front Fairing in an incorrect position when the Chequered Flag was waved and he crossed the Finish Line.

__This fact is a violation against Art. 8.1 of the 2024 RMC Sporting Regulations.

__The Stewards impose this penalty according to Art. 8.1 of the 2024 RMC Sporting Regulations, Art. 2.24 of the 2024 CIK-FIA General Prescriptions and Art. 12.4 of the 2024 FIA International Sporting Code.

__The Competitor is reminded that in accordance with Art. 8.1 of the 2024 RMC Sporting Regulations, the above penalty is not susceptible to appeal.

Decisione annunciata
Decision announced

Data / Date: **09/06/2024**

Ora /Time: **11:03**

Nome / Name

Firma / Signature

Presidente del Collegio / Chairman of the Panel:

Philippe LACKMAN (BEL)

Membri del Collegio / Members of the Panel:

Peter FRICKE (DEU)

Marie Agnes JOURDAIN (FRA)

NOTIFICAZIONE AL CONCORRENTE / NOTIFICATION TO THE RELEVANT ENTRANT

Io sottoscritto:

I undersigned: Nome Cognome / personal name

Rappresentante del Concorrente: **AKK SPORTIL**

Representing the Entrant: Nome del Concorrente / Entrant's name

Certifico che sono stato informato del documento No. **114** dai Commissari Sportivi dell'Evento.
Certify that I have been notified of document No. by the Stewards of the Meeting.

Data / Date:

Ora /Time:

Firma / Signature:

E20Sen/Mas

Prefinal (PF) Lap Chart

For information purposes. No official / regulatory value

	1	2	3	4	5	6	7	8
Grid	717	719	706	702	701	705	707	801
Start	717	702	705	719	706	701	707	801
Lap 1 <small>Interval</small>	717	702 0.1	719 0.1	706 0.0	701 0.9	707 0.3	705 0.2	801 0.5
Lap 2	702	717 0.1	706 0.0	719 0.2	701 0.4	707 0.1	705 0.4	801 2.1
Lap 3	702	717 0.1	706 0.1	719 0.1	701 0.1	707 0.2	705 0.2	801 3.9
Lap 4	702	717 0.3	719 0.2	701 0.2	707 0.3	706 0.0	705 0.1	801 5.2
Lap 5	702	717 0.2	719 0.2	701 0.3	707 0.3	706 0.2	705 0.2	801 6.4
Lap 6	702	719 0.1	717 0.1	701 0.4	707 0.0	706 0.2	705 0.1	801 8.4
Lap 7	702	719 0.1	707 1.1	717 0.2	701 0.3	706 0.0	705 0.2	801 9.0
Lap 8	702	719 0.2	707 0.8	717 0.0	701 0.2	705 0.5	706 0.3	801 10.9
Lap 9	702	719 0.3	717 0.9	707 0.3	701 0.3	705 0.0	706 0.3	801 12.7
Lap 10	702	719 0.1	717 0.6	707 0.5	701 1.0	705 0.1	706 0.1	801 14.1

E20Sen/Mas

Prefinal (PF) Lap Time Analysis

For information purposes. No official / regulatory value

Laps	Sector 1	Sector 2	Sector 3	Lap Time	Spd
No.701 OVERHOFF MATS JOHAN					
1			16.363	54.747	97
2	18.583	16.885	16.189	51.657	97
3	18.519			51.571	
4	18.722	16.940	16.123	51.785	
5	18.412	16.915	16.131	51.458	97
6				51.740	
7	1:11.145			52.714	98
8				51.263	
9	1:10.125		1:08.028	51.961	98
10	18.743			52.063	

Laps	Sector 1	Sector 2	Sector 3	Lap Time	Spd
No.702 BROUGHAM SPENCER					
1			1:37.412	54.684	97
2	18.610			51.944	96
3	18.581			51.763	97
4	18.515	16.873	16.185	51.573	97
5	18.426	16.846	16.201	51.473	
6	18.510			51.828	96
7	18.524	16.756	16.295	51.575	97
8	18.380	16.807	16.589	51.776	97
9	18.393	16.777	16.174	51.344	
10	18.400	16.774	16.420	51.594	96

Laps	Sector 1	Sector 2	Sector 3	Lap Time	Spd
No.705 TOTIS BALAZS					
1			1:37.813	55.932	98
2	18.545			51.714	98
3	18.405	16.952	16.072	51.429	100
4	18.685	17.126	16.091	51.902	100
5	18.634			51.779	98
6	18.395	16.818	16.086	51.299	100
7	19.344			52.595	100
8	18.670	16.773	16.033	51.476	99
9	18.482			51.520	98
10	18.558			52.129	

Laps	Sector 1	Sector 2	Sector 3	Lap Time	Spd
No.706 DOWLER GRIFFIN					
1				54.143	
2	1:12.925		1:07.983	51.909	95
3	18.775	16.879	16.210	51.864	98
4	19.338	17.034	16.165	52.537	98
5	18.620	16.861	16.187	51.668	98
6	18.352	16.870	16.212	51.434	98
7				52.494	
8	1:11.506	16.855	16.208	52.075	98
9	18.373	16.829	16.267	51.469	93
10	18.527			51.952	88

Laps	Sector 1	Sector 2	Sector 3	Lap Time	Spd
No.707 UNTERBERGER BENJAMIN					
1	20.926	17.486	16.389	54.801	97
2	18.442	16.978	16.109	51.529	98
3	18.525	16.978	16.099	51.602	98
4	18.567	17.139	16.196	51.902	98
5	18.507			51.501	98
6	18.397	16.878	16.128	51.403	98
7	19.078	16.856	16.179	52.113	97
8	18.397	16.894	16.263	51.554	97

Laps	Sector 1	Sector 2	Sector 3	Lap Time	Spd
9	18.848	16.850	16.149	51.847	97
10	18.356	16.855	16.175	51.386	97
No.717 VARGAS RAUL					
1		17.150	16.347	54.669	95
2	18.593			52.230	
3	18.634	16.909	16.208	51.751	98
4	18.665			51.803	98
5	18.407	16.821	16.175	51.403	98
6				51.875	
7	1:11.599	16.938	16.143	52.805	97
8	18.386	16.784	16.205	51.375	99
9	18.569	16.752	16.116	51.437	97
10	18.376	16.695	16.092	51.163	98

Laps	Sector 1	Sector 2	Sector 3	Lap Time	Spd
No.719 ELSWOOD WILL					
1	21.102			54.408	98
2	18.634			52.130	97
3	18.791	16.883	16.169	51.843	99
4	18.674	16.880	16.128	51.682	98
5	18.421	16.872	16.138	51.431	98
6	18.423	16.818	16.271	51.512	97
7	18.482			51.484	98
8	18.452	16.793	16.665	51.910	92
9	18.521	16.768	16.121	51.410	97
10	18.389	16.709	16.385	51.483	91

Laps	Sector 1	Sector 2	Sector 3	Lap Time	Spd
No.801 RAMIREZ HECTOR					
1	21.044	17.586	16.680	55.310	92
2	19.075	17.641	16.673	53.389	92
3	19.006	17.455	16.747	53.208	91
4	19.030	17.460	16.662	53.152	92
5	18.942	17.413	16.676	53.031	91
6	18.981	17.613	16.699	53.293	91
7	19.134			53.230	90
8	19.272	17.750	16.637	53.659	90
9	19.211	17.328	16.720	53.259	90
10	18.923	17.643	16.866	53.432	89

E20Sen/Mas

Prefinal (PF) Starting Grid

Document 14

7 th	707 UNTERBERGER BENJAMIN SODI / ROTAX / MOJO	E20SEN	KRAFT MOTORSPORT		4	801 RAMIREZ HECTOR SODI / ROTAX / MOJO	E20MAS	RAMIREZ HECTOR		8 th
5 th	701 OVERHOFF MATS JOHAN SODI / ROTAX / MOJO	E20SEN	KRAFT MOTORSPORT		3	705 TOTIS BALAZS SODI / ROTAX / MOJO	E20SEN	TOTIS BALAZS		6 th
3 rd	706 DOWLER GRIFFIN SODI / ROTAX / MOJO	E20SEN	DOWLER GRIFFIN		2	702 BROUGHAM SPENCER SODI / ROTAX / MOJO	E20SEN	AKK SPORTIL		4 th
1 st	717 VARGAS RAUL SODI / ROTAX / MOJO	E20SEN	S.L.K. RACING ACADEMY		1	719 ELSWOOD WILL SODI / ROTAX / MOJO	E20SEN	KRAFT MOTORSPORT		2 nd

POLE POSITION



Start : 09/06 - 10:40 10 Laps = 11.900 km

Timing



Race Director



E20Sen/Mas

Penalty After Heats (QH) Results

Document 13 OFFICIAL

Rnk	No.	Competitor	Nation	Driver	Nation	Equipment	QP	H1	H2	H3	Points
1	717	S.L.K. RACING ACADEMY	ESP	VARGAS RAUL	ESP	SODI / ROTAX / MOJO	2	0	0	3	3
2	719	KRAFT MOTORSPORT	GBR	ELSWOOD WILL	GBR	SODI / ROTAX / MOJO	1	3	3	2	8
3	706	DOWLER GRIFFIN	CAN	DOWLER GRIFFIN	CAN	SODI / ROTAX / MOJO	3	2	6	0	8
4	702	AKK SPORTIL	SVK	BROUGHAM SPENCER	GBR	SODI / ROTAX / MOJO	5	4	2	4	10
5	701	KRAFT MOTORSPORT	DEU	OVERHOFF MATS JOHAN	DEU	SODI / ROTAX / MOJO	4	5	4	5	14
6	705	TOTIS BALAZS	HUN	TOTIS BALAZS	HUN	SODI / ROTAX / MOJO	6	6	7	6	19
7	707	KRAFT MOTORSPORT	DEU	UNTERBERGER BENJAMIN	AUT	SODI / ROTAX / MOJO	7	7	5	7	19
8	801	RAMIREZ HECTOR	CHI	RAMIREZ HECTOR	CHI	SODI / ROTAX / MOJO	8	8	8	8	24

Chairman of the Panel

Steward

Steward

E20Sen/Mas

HEAT 3 (H3) Results

Document 12.1 OFFICIAL

Rnk	No.	Competitor	Nation	Driver	Nation	Equipment	Laps	Time	Gap	Interv.	Best lap	Points	Class
1	706	DOWLER GRIFFIN	CAN	DOWLER GRIFFIN	CAN	SODI / ROTAX / MOJO	9	7:50.680			51.338	0	E20SEN
2	719	KRAFT MOTORSPORT	GBR	ELSWOOD WILL	GBR	SODI / ROTAX / MOJO	9	7:50.740	0.060	0.060	51.383	2	E20SEN
3	717	S.L.K. RACING ACADEMY	ESP	VARGAS RAUL	ESP	SODI / ROTAX / MOJO	9	7:50.760	0.080	0.020	51.311	3	E20SEN
4	702	AKK SPORTIL	SVN	BROUGHAM SPENCER	GBR	SODI / ROTAX / MOJO	9	7:50.814	0.134	0.054	51.289	4	E20SEN
5	701	KRAFT MOTORSPORT	DEU	OVERHOFF MATS JOHAN	DEU	SODI / ROTAX / MOJO	9	7:51.109	0.429	0.295	51.349	5	E20SEN
6 =	705	TOTIS BALAZS	HUN	TOTIS BALAZS	HUN	SODI / ROTAX / MOJO	9	7:51.610	0.930	0.501	51.373	6	E20SEN
7 =	707	KRAFT MOTORSPORT	DEU	UNTERBERGER BENJAMIN	AUT	SODI / ROTAX / MOJO	9	7:53.719	3.039	2.109	51.714	7	E20SEN
8 =	801	RAMIREZ HECTOR	CHI	RAMIREZ HECTOR	CHI	SODI / ROTAX / MOJO	9	8:07.955	17.275	14.236	53.279	8	E20MAS

Leaders : No.719 ELSWOOD WILL (1-8) / No.706 DOWLER GRIFFIN (9-9)

Start Time : 08/06 - 16:33:02 / Flag Time : 16:40:49 / End Time : 16:41:10

Best lap : No.702 BROUGHAM SPENCER 51.289 83.53 kph

Weather : Scattered cloud Air : 25°C Track : Dry

Event Record : No.719 ELSWOOD WILL 49.703 86.19 kph

Chairman of the Panel

Steward

Steward

E20Sen/Mas

HEAT 3 (H3) Lap Chart

For information purposes. No official / regulatory value

	1	2	3	4	5	6	7	8
Grid	719	717	706	701	702	705	707	801
Start	701	706	717	702	719	705	707	801
Lap 1 <small>Interval</small>	719	717 0.2	701 0.3	702 0.2	706 0.2	707 0.2	705 0.1	801 1.0
Lap 2	719	717 0.1	702 0.6	706 0.4	701 0.2	705 0.4	707 0.0	801 2.1
Lap 3	719	717 0.1	702 0.3	706 0.6	701 0.3	707 0.8	705 0.0	801 3.6
Lap 4	719	717 0.2	702 0.2	706 0.3	701 0.6	705 0.8	707 0.3	801 4.9
Lap 5	719	702 0.4	706 0.1	717 0.1	701 0.6	705 0.8	707 0.5	801 6.6
Lap 6	719	702 0.2	706 0.2	717 0.2	701 0.6	705 0.7	707 0.8	801 8.5
Lap 7	719	702 0.2	706 0.2	717 0.3	701 0.7	705 0.6	707 1.1	801 10.6
Lap 8	719	702 0.1	706 0.2	717 0.2	701 0.8	705 0.7	707 1.5	801 12.4
Lap 9	706	719 0.0	717 0.0	702 0.0	701 0.2	705 0.5	707 2.1	801 14.2

E20Sen/Mas

HEAT 3 (H3)

Lap Time Analysis

For information purposes. No official / regulatory value

Laps	Sector 1	Sector 2	Sector 3	Lap Time	Spd
No.701 OVERHOFF MATS JOHAN					
1			2:41.418	55.640	96
2	18.621			52.949	
3	18.513	16.922	16.269	51.704	97
4	18.415	16.991	16.264	51.670	97
5	18.323	16.949	16.270	51.542	97
6	18.439	16.902	16.202	51.543	
7	18.371	16.873	16.235	51.479	97
8	18.341	16.818	16.190	51.349	97
9	18.424	16.898	16.330	51.652	92
No.702 BROUGHAM SPENCER					
1	1:50.919			55.260	98
2	18.606	17.127	16.238	51.971	98
3	18.431	16.921	16.115	51.467	98
4	18.518	17.032	16.106	51.656	98
5	18.415	16.864	16.300	51.579	97
6	18.344	16.818	16.127	51.289	98
7	18.431			51.402	
8	18.422			51.336	98
9	18.795			52.670	90
No.705 TOTIS BALAZS					
1	1:50.941	17.409	16.390	55.697	98
2	18.701			52.499	
3	18.997			52.221	98
4	18.565	16.930	16.105	51.600	98
5	18.440	16.946	16.158	51.544	98
6	18.405	16.906	16.129	51.440	98
7	18.367			51.400	98
8	18.408			51.432	98
9	18.340			51.373	97
No.706 DOWLER GRIFFIN					
1	1:51.624		1:39.566	56.059	97
2	18.545			52.219	97
3	18.413	16.944	16.220	51.577	97
4	18.368	16.882	16.170	51.420	
5	18.311	16.844	16.249	51.404	97
6	18.382	16.838	16.164	51.384	98
7	18.410	16.796	16.132	51.338	98
8	18.348	16.833	16.164	51.345	97
9				52.305	
No.707 UNTERBERGER BENJAMIN					
1	21.172	17.397	16.410	54.979	97
2	18.635	17.150	16.840	52.625	96
3	18.780	17.073	16.296	52.149	97
4	18.851	17.012	16.157	52.020	98
5	18.459	17.046	16.209	51.714	97
6	18.450	17.073	16.195	51.718	97
7	18.448	17.002	16.313	51.763	94
8	18.450	17.159	16.204	51.813	96
9	18.513	17.091	16.329	51.933	91
No.717 VARGAS RAUL					
1	1:51.627	17.231	16.385	55.198	96
2	18.474	17.111	16.298	51.883	97

Laps	Sector 1	Sector 2	Sector 3	Lap Time	Spd
3	18.487			51.749	98
4	18.421	17.066	16.222	51.709	97
5	18.407	16.933	16.830	52.170	95
6	18.447	16.876	16.208	51.531	98
7	18.383			51.373	98
8	18.297	16.855	16.159	51.311	97
9	18.558	16.972	16.548	52.118	
No.719 ELSWOOD WILL					
1	20.856	17.204	16.409	54.469	96
2	18.557	17.039	16.355	51.951	96
3	18.493	16.975	16.310	51.778	97
4	18.359	16.980	16.289	51.628	96
5	18.411			51.635	96
6	18.382	16.859	16.254	51.495	96
7	18.413	16.794	16.235	51.442	97
8	18.372	16.787	16.224	51.383	96
9				52.768	
No.801 RAMIREZ HECTOR					
1	21.426	17.653	16.851	55.930	92
2	19.110	17.583	16.972	53.665	91
3	19.199	17.582	16.862	53.643	91
4	18.891	17.486	16.902	53.279	91
5	19.179	17.453	16.800	53.432	91
6	19.166	17.588	16.854	53.608	91
7	19.100	17.738	17.034	53.872	90
8	19.302	17.541	16.765	53.608	89
9	19.058	17.629	17.019	53.706	90

E20Sen/Mas

HEAT 3 (H3) Starting Grid

Document 8

7 th	707 UNTERBERGER BENJAMIN SODI / ROTAX / MOJO	E20SEN	KRAFT MOTORSPORT		4	801 RAMIREZ HECTOR SODI / ROTAX / MOJO	E20MAS	RAMIREZ HECTOR		8 th
5 th	702 BROUGHAM SPENCER SODI / ROTAX / MOJO	E20SEN	AKK SPORTIL		3	705 TOTIS BALAZS SODI / ROTAX / MOJO	E20SEN	TOTIS BALAZS		6 th
3 rd	706 DOWLER GRIFFIN SODI / ROTAX / MOJO	E20SEN	DOWLER GRIFFIN		2	701 OVERHOFF MATS JOHAN SODI / ROTAX / MOJO	E20SEN	KRAFT MOTORSPORT		4 th
1 st	719 ELSWOOD WILL SODI / ROTAX / MOJO	E20SEN	KRAFT MOTORSPORT		1	717 VARGAS RAUL SODI / ROTAX / MOJO	E20SEN	S.L.K. RACING ACADEMY		2 nd

POLE POSITION



Start : 08/06 - 16:30 9 Laps = 10.710 km

Timing

Race Director



Rotax Euro Trophy Rnd 2 presented by WSK - Wackersdorf (DEU) 06-09/06/2024

Page 1 / 1

LSTiming

Apex Timing GoRacing

E20Sen/Mas

HEAT 2 (H2) Results

Document 11.1 OFFICIAL

Rnk	No.	Competitor	Nation	Driver	Nation	Equipment	Laps	Time	Gap	Interv.	Best lap	Points	Class
1 ▲ ¹	717	S.L.K. RACING ACADEMY	ESP	VARGAS RAUL	ESP	SODI / ROTAX / MOJO	9	7:49.274			51.404	0	E20SEN
2 ▲ ³	702	AKK SPORTIL	SVN	BROUGHAM SPENCER	GBR	SODI / ROTAX / MOJO	9	7:50.865	1.591	1.591	51.452	2	E20SEN
3 ▼ ²	719	KRAFT MOTORSPORT	GBR	ELSWOOD WILL	GBR	SODI / ROTAX / MOJO	9	7:51.448	2.174	0.583	51.404	3	E20SEN
4 =	701	KRAFT MOTORSPORT	DEU	OVERHOFF MATS JOHAN	DEU	SODI / ROTAX / MOJO	9	7:51.781	2.507	0.333	51.561	4	E20SEN
5 ▲ ²	707	KRAFT MOTORSPORT	DEU	UNTERBERGER BENJAMIN	AUT	SODI / ROTAX / MOJO	9	7:52.416	3.142	0.635	51.594	5	E20SEN
6 ▼ ³	706	DOWLER GRIFFIN	CAN	DOWLER GRIFFIN	CAN	SODI / ROTAX / MOJO	9	7:52.495	3.221	0.079	51.384	6	E20SEN
7 ▼ ¹	705	TOTIS BALAZS	HUN	TOTIS BALAZS	HUN	SODI / ROTAX / MOJO	9	7:52.806	3.532	0.311	51.621	7	E20SEN
8 =	801	RAMIREZ HECTOR	CHI	RAMIREZ HECTOR	CHI	SODI / ROTAX / MOJO	9	8:08.493	19.219	15.687	53.400	8	E20MAS

Leaders : No.717 VARGAS RAUL (1-9)

Start Time : 08/06 - 13:02:43 / Flag Time : 13:10:32 / End Time : 13:10:51

Best lap : No.706 DOWLER GRIFFIN 51.384 83.37 kph

Weather : Sunny Air : 24°C Track : Dry

Event Record : No.719 ELSWOOD WILL 49.703 86.19 kph

Chairman of the Panel

Steward

Steward

E20Sen/Mas

HEAT 2 (H2) Lap Chart

For information purposes. No official / regulatory value

	1	2	3	4	5	6	7	8
Grid	719	717	706	701	702	705	707	801
Start	717	706	701	719	702	705	707	801
Lap 1 <small>Interval</small>	717	706 0.1	702 0.1	719 0.4	701 0.2	707 0.2	705 0.2	801 1.0
Lap 2	717	706 0.1	702 0.1	719 0.4	701 0.2	707 0.5	705 0.2	801 2.4
Lap 3	717	702 0.2	706 0.1	719 0.3	701 0.1	707 0.5	705 0.2	801 3.9
Lap 4	717	702 0.2	706 0.2	719 0.1	701 0.2	707 0.6	705 0.1	801 5.8
Lap 5	717	702 0.5	719 0.4	706 0.1	701 0.1	707 0.4	705 0.1	801 7.9
Lap 6	717	702 0.4	719 0.4	706 0.0	701 0.3	707 0.5	705 0.1	801 10.1
Lap 7	717	702 0.3	719 0.4	706 0.1	701 0.4	707 0.5	705 0.3	801 12.0
Lap 8	717	702 1.2	719 0.2	706 0.0	701 0.1	707 0.5	705 0.2	801 14.2
Lap 9	717	702 1.5	719 0.5	701 0.3	707 0.6	706 0.0	705 0.3	801 15.6

E20Sen/Mas

HEAT 2 (H2)

Lap Time Analysis

For information purposes. No official / regulatory value

Laps	Sector 1	Sector 2	Sector 3	Lap Time	Spd
No.701 OVERHOFF MATS JOHAN					
1	1:46.126	17.292	16.349	55.750	97
2	18.561			51.882	
3	18.549			51.773	98
4	18.483	16.920	16.319	51.722	97
5	18.579	16.914	16.280	51.773	98
6	18.504	16.845	16.212	51.561	98
7	18.377	16.913	16.291	51.581	97
8	18.434	17.009	16.309	51.752	97
9	19.132			52.235	98
No.702 BROUGHAM SPENCER					
1	20.484			53.981	97
2	18.721			51.979	
3	18.600	16.896	16.261	51.757	
4	18.478			51.656	96
5	18.590	16.882	16.243	51.715	96
6	18.452	16.830	16.175	51.457	97
7				51.452	
8	1:10.012		1:08.573	52.380	
9	18.494			51.725	97
No.705 TOTIS BALAZS					
1	21.518	17.200	16.437	55.155	98
2	18.631	17.165	16.258	52.054	97
3	18.608	17.011	16.207	51.826	98
4	18.551	16.989	16.161	51.701	98
5	18.478	16.943	16.200	51.621	98
6	18.469	17.046	16.129	51.644	99
7	18.536	16.999	16.241	51.776	97
8	18.481	16.959	16.191	51.631	97
9	19.001	17.073	16.414	52.488	93
No.706 DOWLER GRIFFIN					
1	1:45.769	17.242	16.321	54.922	97
2	18.693			52.003	97
3	18.891	16.903	16.281	52.075	97
4	18.516	16.948	16.304	51.768	97
5	18.832			52.028	97
6				51.384	
7	1:09.896	16.840	16.183	51.535	98
8				52.055	
9	1:11.727	17.085	16.305	53.062	96
No.707 UNTERBERGER BENJAMIN					
1	20.920	17.419	16.384	54.723	97
2	18.639	17.166	16.302	52.107	97
3	18.477	17.135	16.248	51.860	97
4	18.460	17.032	16.272	51.764	97
5	18.412	16.983	16.199	51.594	98
6	18.409	17.032	16.170	51.611	97
7	18.435	17.001	16.220	51.656	96
8	18.406	17.050	16.282	51.738	97
9	18.864			52.309	96
No.717 VARGAS RAUL					
1	1:46.329		1:39.934	54.820	96
2	18.639			52.021	96

Laps	Sector 1	Sector 2	Sector 3	Lap Time	Spd
3	18.525			51.783	96
4	18.438			51.626	97
5	18.401			51.482	97
6	18.434	16.819	16.272	51.525	95
7	18.444	16.879	16.259	51.582	96
8	18.362	16.877	16.179	51.418	96
9	18.381			51.404	96
No.719 ELSWOOD WILL					
1	21.429	17.157	16.410	54.996	97
2	18.540	17.071	16.314	51.925	97
3	18.576	17.025	16.217	51.818	97
4	18.433	16.937	16.233	51.603	98
5	18.551			51.738	
6	18.429	16.830	16.207	51.466	97
7	18.363	16.830	16.211	51.404	97
8	18.378			52.204	90
9	18.936	16.914	16.206	52.056	97
No.801 RAMIREZ HECTOR					
1	21.478	17.663	16.755	55.896	92
2	19.183	17.500	16.755	53.438	92
3	18.936	17.497	16.967	53.400	91
4	19.062	17.571	16.937	53.570	91
5	19.046	17.584	17.089	53.719	91
6	19.141	17.803	16.945	53.889	90
7	19.254	17.535	16.824	53.613	90
8	19.234	17.698	16.891	53.823	90
9	19.593			53.955	89

E20Sen/Mas

HEAT 2 (H2) Starting Grid

Document 7

7 th	707 UNTERBERGER BENJAMIN SODI / ROTAX / MOJO	E20SEN	KRAFT MOTORSPORT		4	801 RAMIREZ HECTOR SODI / ROTAX / MOJO	E20MAS	RAMIREZ HECTOR		8 th
5 th	702 BROUGHAM SPENCER SODI / ROTAX / MOJO	E20SEN	AKK SPORTIL		3	705 TOTIS BALAZS SODI / ROTAX / MOJO	E20SEN	TOTIS BALAZS		6 th
3 rd	706 DOWLER GRIFFIN SODI / ROTAX / MOJO	E20SEN	DOWLER GRIFFIN		2	701 OVERHOFF MATS JOHAN SODI / ROTAX / MOJO	E20SEN	KRAFT MOTORSPORT		4 th
1 st	719 ELSWOOD WILL SODI / ROTAX / MOJO	E20SEN	KRAFT MOTORSPORT		1	717 VARGAS RAUL SODI / ROTAX / MOJO	E20SEN	S.L.K. RACING ACADEMY		2 nd

POLE POSITION



Start : 08/06 - 13:00 9 Laps = 10.710 km

Timing

Race Director



Rotax Euro Trophy Rnd 2 presented by WSK - Wackersdorf (DEU) 06-09/06/2024

Page 1 / 1

LSTiming

Apex Timing GoRacing

E20Sen/Mas

HEAT 1 (H1) Results

Document 9.1 OFFICIAL

Rnk	No.	Competitor	Nation	Driver	Nation	Equipment	Laps	Time	Gap	Interv.	Best lap	Points	Class
1 ▲ ¹	717	S.L.K. RACING ACADEMY	ESP	VARGAS RAUL	ESP	SODI / ROTAX / MOJO	9	7:49.644			51.493	0	E20SEN
2 ▲ ¹	706	DOWLER GRIFFIN	CAN	DOWLER GRIFFIN	CAN	SODI / ROTAX / MOJO	9	7:50.613	0.969	0.969	51.446	2	E20SEN
3 ▼ ²	719	KRAFT MOTORSPORT	GBR	ELSWOOD WILL	GBR	SODI / ROTAX / MOJO	9	7:51.607	1.963	0.994	51.730	3	E20SEN
4 ▲ ¹	702	AKK SPORTIL	SVN	BROUGHAM SPENCER	GBR	SODI / ROTAX / MOJO	9	7:55.309	5.665	3.702	51.726	4	E20SEN
5 ▼ ¹	701	KRAFT MOTORSPORT	DEU	OVERHOFF MATS JOHAN	DEU	SODI / ROTAX / MOJO	9	7:55.729	6.085	0.420	51.488	5	E20SEN
6 =	705	TOTIS BALAZS	HUN	TOTIS BALAZS	HUN	SODI / ROTAX / MOJO	9	7:56.131	6.487	0.402	51.696	6	E20SEN
7 =	707	KRAFT MOTORSPORT	DEU	UNTERBERGER BENJAMIN	AUT	SODI / ROTAX / MOJO	9	7:56.543	6.899	0.412	51.689	7	E20SEN
8 =	801	RAMIREZ HECTOR	CHI	RAMIREZ HECTOR	CHI	SODI / ROTAX / MOJO	9	8:09.853	20.209	13.310	53.723	8	E20MAS

Leaders : No.717 VARGAS RAUL (1-9)

Start Time : 07/06 - 16:42:42 / Flag Time : 16:50:31 / End Time : 16:50:52

Best lap : No.706 DOWLER GRIFFIN 51.446 83.27 kph

Weather : Sunny Air : 25°C Track : Dry

Event Record : No.719 ELSWOOD WILL 49.703 86.19 kph

Chairman of the Panel

Steward

Steward

E20Sen/Mas

HEAT 1 (H1) Lap Chart

For information purposes. No official / regulatory value

	1	2	3	4	5	6	7	8
Grid	719	717	706	701	702	705	707	801
Start	717	706	719	701	702	707	705	801
Lap 1 <small>Interval</small>	717	719 0.1	706 0.2	702 0.4	701 0.3	707 0.2	705 0.3	801 1.0
Lap 2	717	719 0.1	706 0.1	702 0.4	701 0.6	707 0.2	705 0.3	801 2.8
Lap 3	717	706 0.2	719 0.0	702 0.4	701 0.5	707 0.2	705 0.3	801 4.6
Lap 4	717	706 0.8	719 0.2	702 0.7	701 0.0	707 0.2	705 0.2	801 6.4
Lap 5	717	706 0.9	719 0.3	702 1.4	701 0.3	707 0.1	705 0.2	801 7.7
Lap 6	717	706 1.0	719 0.4	702 1.3	701 0.0	707 0.3	705 0.2	801 9.8
Lap 7	717	706 0.9	719 0.7	702 2.7	707 0.0	701 0.0	705 0.1	801 11.0
Lap 8	717	706 1.1	719 0.8	702 3.4	701 0.3	705 0.0	707 0.0	801 11.9
Lap 9	717	706 0.9	719 0.9	702 3.7	701 0.4	705 0.4	707 0.4	801 13.3

E20Sen/Mas

HEAT 1 (H1)

Lap Time Analysis

For information purposes. No official / regulatory value

Laps	Sector 1	Sector 2	Sector 3	Lap Time	Spd
No.701 OVERHOFF MATS JOHAN					
1	21.129	17.306	16.431	54.866	
2	18.689	17.026	16.355	52.070	92
3	18.634	16.917	16.279	51.830	97
4	18.533			52.113	
5	19.334	16.954	16.388	52.676	97
6				51.488	
7	1:10.323			53.201	
8	18.957	17.184	16.679	52.820	92
9				52.055	

Laps	Sector 1	Sector 2	Sector 3	Lap Time	Spd
No.702 BROUGHAM SPENCER					
1	20.692	17.236	16.347	54.275	98
2	18.531	16.954	16.297	51.782	97
3	18.608	16.985	16.288	51.881	98
4	18.625			52.601	92
5	19.087			52.436	96
6	18.546	16.874	16.306	51.726	97
7	18.758			53.150	95
8	18.877			52.568	96
9	18.651	17.035	16.333	52.019	96

Laps	Sector 1	Sector 2	Sector 3	Lap Time	Spd
No.705 TOTIS BALAZS					
1	20.886			54.759	97
2	18.715	17.149	16.270	52.134	98
3	18.591	17.025	16.245	51.861	98
4	18.540			51.964	98
5	19.285	17.030	16.278	52.593	98
6	18.538			51.696	98
7	18.750			52.733	97
8	19.148	17.104	16.495	52.747	95
9	19.157			52.376	92

Laps	Sector 1	Sector 2	Sector 3	Lap Time	Spd
No.706 DOWLER GRIFFIN					
1				54.444	
2				51.816	
3				51.796	
4				52.143	98
5				51.692	96
6				51.659	98
7				51.446	
8	18.493			51.741	94
9	18.567			51.636	96

Laps	Sector 1	Sector 2	Sector 3	Lap Time	Spd
No.707 UNTERBERGER BENJAMIN					
1	20.724	17.504	16.351	54.579	97
2	18.699	17.120	16.259	52.078	92
3	18.603	17.050	16.223	51.876	93
4	18.495	17.124	16.455	52.074	97
5	19.330	17.042	16.248	52.620	98
6	18.497	17.008	16.184	51.689	98
7	18.604	17.239	16.926	52.769	96
8				53.025	92
9	19.511	17.000	16.209	52.720	97

Laps	Sector 1	Sector 2	Sector 3	Lap Time	Spd
No.717 VARGAS RAUL					
1	1:55.392			54.543	96
2	18.585			51.953	97

Laps	Sector 1	Sector 2	Sector 3	Lap Time	Spd
3	18.544			51.754	96
4	18.436			51.592	97
5	18.458	16.882	16.282	51.622	96
6	18.442			51.554	96
7	18.461	16.830	16.202	51.493	96
8	18.491	16.901	16.168	51.560	96
9	18.502	16.892	16.423	51.817	96

Laps	Sector 1	Sector 2	Sector 3	Lap Time	Spd
No.719 ELSWOOD WILL					
1	20.698			54.153	97
2	18.604			51.968	96
3	18.641			51.941	96
4				52.338	97
5	18.444	16.985	16.336	51.765	96
6	18.536	16.900	16.329	51.765	96
7	18.510	16.891	16.329	51.730	91
8	18.683	16.892	16.355	51.930	96
9	18.504	16.928	16.307	51.739	97

Laps	Sector 1	Sector 2	Sector 3	Lap Time	Spd
No.801 RAMIREZ HECTOR					
1	21.247	17.509	16.760	55.516	92
2	19.110	17.487	17.306	53.903	89
3	19.249	17.701	16.773	53.723	91
4	19.038	17.718	16.996	53.752	91
5	19.186	17.722	16.906	53.814	90
6	19.197	17.612	17.061	53.870	87
7	19.519	17.601	16.757	53.877	90
8	19.329	17.561	16.852	53.742	89
9	19.368			54.084	89



E20Sen/Mas

HEAT 1 (H1) Starting Grid

Document 6

7 th	707 UNTERBERGER BENJAMIN SODI / ROTAX / MOJO	E20SEN	KRAFT MOTORSPORT		4	801 RAMIREZ HECTOR SODI / ROTAX / MOJO	E20MAS	RAMIREZ HECTOR		8 th
5 th	702 BROUGHAM SPENCER SODI / ROTAX / MOJO	E20SEN	AKK SPORTIL		3	705 TOTIS BALAZS SODI / ROTAX / MOJO	E20SEN	TOTIS BALAZS		6 th
3 rd	706 DOWLER GRIFFIN SODI / ROTAX / MOJO	E20SEN	DOWLER GRIFFIN		2	701 OVERHOFF MATS JOHAN SODI / ROTAX / MOJO	E20SEN	KRAFT MOTORSPORT		4 th
1 st	719 ELSWOOD WILL SODI / ROTAX / MOJO	E20SEN	KRAFT MOTORSPORT		1	717 VARGAS RAUL SODI / ROTAX / MOJO	E20SEN	S.L.K. RACING ACADEMY		2 nd

POLE POSITION



Start : 07/06 - 16:40 9 Laps = 10.710 km

Timing

Race Director



E20Sen/Mas

Qualifying Practice (QP) Results

Document 5.1 OFFICIAL

Rnk	No.	Competitor	Nation	Driver	Nation	Equipment	Sector 1	Sector 2	Sector 3	Time	Gap	Laps	Class
1	719	KRAFT MOTORSPORT		ELSWOOD WILL		SODI / ROTAX / MOJO	17.805	16.294	15.604	49.703		4	E20SEN
2	717	S.L.K. RACING ACADEMY		VARGAS RAUL		SODI / ROTAX / MOJO	17.792	16.444	15.551	49.787	0.084	5	E20SEN
3	706	DOWLER GRIFFIN		DOWLER GRIFFIN		SODI / ROTAX / MOJO				49.905	0.202	6	E20SEN
4	701	KRAFT MOTORSPORT		OVERHOFF MATS JOHAN		SODI / ROTAX / MOJO	18.037			50.066	0.363	4	E20SEN
5	702	AKK SPORTIL		BROUGHAM SPENCER		SODI / ROTAX / MOJO	17.957	16.472	15.682	50.111	0.408	4	E20SEN
6	705	TOTIS BALAZS		TOTIS BALAZS		SODI / ROTAX / MOJO	17.917	16.605	15.631	50.153	0.450	5	E20SEN
7	707	KRAFT MOTORSPORT		UNTERBERGER BENJAMI		SODI / ROTAX / MOJO	17.997	16.646	15.568	50.211	0.508	4	E20SEN
8	801	RAMIREZ HECTOR		RAMIREZ HECTOR		SODI / ROTAX / MOJO	18.593			51.739	2.036	6	E20MAS

Start Time : 07/06 - 13:40:11 / Flag Time : 13:46:12 / End Time : 13:46:40

Best lap : No.719 ELSWOOD WILL 49.703 86.19 kph

Weather : Sunny Air : 23°C Track : Dry

Chairman of the Panel



Steward



Steward



E20Sen/Mas

Qualifying Practice (QP) Best Sectors Analysis

For information purposes. No official / regulatory value

S1			S2			S3			Ideal Lap Times						
Rnk	No.	Time	Rnk	No.	Time	Rnk	No.	Time	Rnk	No.	Driver	Nation	Ideal Lap	Best Lap	Diff.
1	717	17.792	1	719	16.294	1	717	15.551	1	719	ELSWOOD WILL		49.692	49.703	0.011
2	719	17.805	2	717	16.444	2	707	15.568	2	717	VARGAS RAUL		49.787	49.787	
3	705	17.917	3	702	16.472	3	719	15.593	3	702	BROUGHAM SPENCER		50.027	50.111	0.084
4	702	17.957	4	701	16.497	4	702	15.598	4	701	OVERHOFF MATS JOHAN		50.068	50.066	
5	701	17.958	5	705	16.603	5	701	15.613	5	705	TOTIS BALAZS		50.151	50.153	0.002
6	707	17.997	6	707	16.639	6	705	15.631	6	707	UNTERBERGER BENJAMIN		50.204	50.211	0.007
7	801	18.447	7	801	17.089	7	801	16.200	7	801	RAMIREZ HECTOR		51.736	51.739	0.003
8	706	1:09.204													

E20Sen/Mas

Qualifying Practice (QP) Lap Time Analysis

For information purposes. No official / regulatory value

Laps	Sector 1	Sector 2	Sector 3	Lap Time	Spd
No.701 OVERHOFF MATS JOHAN					
1	18.322	16.568	15.613	50.503	98
2	18.037			50.066	98
3	18.030	16.497	15.658	50.185	98
4	17.958	16.524	15.685	50.167	
No.702 BROUGHAM SPENCER					
1	17.957	16.472	15.682	50.111	103
2	17.960	16.595	15.598	50.153	102
3	18.005	16.730	15.785	50.520	102
4	18.062			50.691	102
No.705 TOTIS BALAZS					
1	18.410	16.667	15.701	50.778	103
2	17.917	16.605	15.631	50.153	103
3	17.997	16.603	15.681	50.281	102
4	18.041	16.705	15.705	50.451	102
5	18.014	16.804	15.790	50.608	101
No.706 DOWLER GRIFFIN					
1				50.726	101
2				49.941	
3	1:09.204			52.687	101
4				49.905	
5				49.972	
6				50.604	
No.707 UNTERBERGER BENJAMIN					
1	18.163	16.801	15.776	50.740	101
2	17.997	16.646	15.568	50.211	98
3	18.145	16.639	15.663	50.447	97
4	18.104	16.644	15.647	50.395	98
No.717 VARGAS RAUL					
1		16.725	15.578	53.275	101
2	17.792	16.444	15.551	49.787	102
3	17.836			49.878	102
4	17.846	16.513	15.629	49.988	102
5	17.983	16.669	16.072	50.724	94
No.719 ELSWOOD WILL					
1	17.805	16.294	15.604	49.703	102
2	17.841	16.439	15.593	49.873	102
3	17.863			49.988	102
4				1:04.334	
No.801 RAMIREZ HECTOR					
1	18.593			51.739	96
2	18.447	17.165	16.200	51.812	96
3	18.675	17.253	16.688	52.616	92
4	18.820	17.089	16.217	52.126	95
5	18.463	17.125	16.255	51.843	94
6	18.709	17.436	16.554	52.699	93

E20Sen/Mas

VERIFIED LIST (8 Drivers)

Document 1

No.	Competitor	Nation	Driver	Nation	Equipment	Class
701	KRAFT MOTORSPORT		OVERHOFF MATS JOHAN		SODI / ROTAX / MOJO	E20SEN
702	AKK SPORTIL		BROUGHAM SPENCER		SODI / ROTAX / MOJO	E20SEN
705	TOTIS BALAZS		TOTIS BALAZS		SODI / ROTAX / MOJO	E20SEN
706	DOWLER GRIFFIN		DOWLER GRIFFIN		SODI / ROTAX / MOJO	E20SEN
707	KRAFT MOTORSPORT		UNTERBERGER BENJAMIN		SODI / ROTAX / MOJO	E20SEN
717	S.L.K. RACING ACADEMY		VARGAS RAUL		SODI / ROTAX / MOJO	E20SEN
719	KRAFT MOTORSPORT		ELSWOOD WILL		SODI / ROTAX / MOJO	E20SEN
801	RAMIREZ HECTOR		RAMIREZ HECTOR		SODI / ROTAX / MOJO	E20MAS

